SAMSUNG

RAC Technical Data Book

RAC for Europe (INV, R410A, R32, 50Hz, HP)

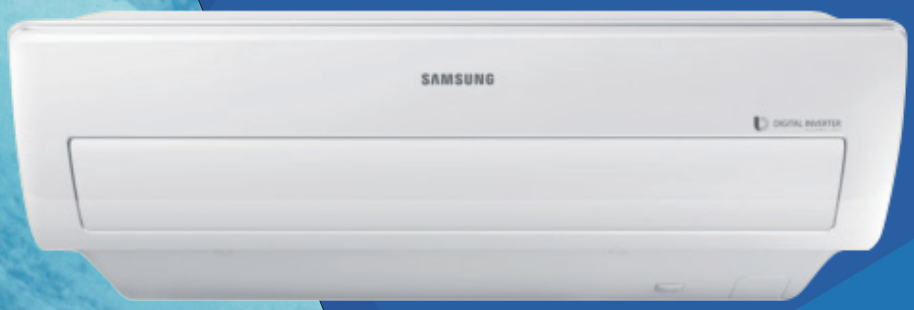

Model : AR**RXPXBWK*EU, AR**RXWXCWK*EU (Wind-Free)
AR**RXWSAUR*EU (New Triangle)
AR***XFHBWK*EU (New Boracay)
AR**RXFPEWQ*EU (Maldives)

History

Version	Modification	Date	Remark
Ver.1.0	Release RAC TDB for Europe	19.04.30	

Contents

1.Nomenclature

Indoor Units, Outdoor Units

Model Name

AR	09	R	X	P	X	B	WK	N	EU
(1)	(2)	(3)	(4)	(5)	(6)	(7)	(8)	(9)	Buyer

(1) Classification

AR	RAC

(2) Capacity

x1000 Btu/h

(3) Year

N	2018
R	2019

(4) Product Type

R	On/Off R410A CO
Q	On/Off R410A HP
V	INVERTER R410 CO
S	INVERTER R410 HP
X	INVERTER R32 HP

(5) Characteristics

S	Virus Doctor
F	No Virus Doctor
P	Wi-Fi + Virus Doctor
W	Wi-Fi

(6) Design Segment

D	Better
F	Best
N	Normal
S	Standard
P	Maldives
T	Boracay
H	New Boracay
X	Wind-Free

(7) Version

A-Z (1 digit)

(8) Color

WK	Twilight White
UR	Blue
GM	Gray
WQ	DA White

(9) Set

N	Indoor Unit
X	Outdoor Unit
/	Set

2. Specification

Wind-Free

Type					Wind-Free	Wind-Free	Wind-Free	Wind-Free
Model Name		SET			AR09RXPXBWK/EU	AR12RXPXBWK/EU	AR18RXPXBWK/EU	AR24RXPXBWK/EU
		Indoor Unit			AR09RXPXBWKNEU	AR12RXPXBWKNEU	AR18RXPXBWKNEU	AR24RXPXBWKNEU
		Outdoor Unit			AR09RXPXBWKXEU	AR12RXPXBWKXEU	AR18RXPXBWKXEU	AR24RXPXBWKXEU
System	Mode			-	Heat Pump	Heat Pump	Heat Pump	Heat Pump
	Capacity	Cooling (Min / Std / Max)		kW	0.9 / 2.5 / 3.3	0.9 / 3.5 / 4	1.6 / 5 / 6.7	1.4 / 6.5 / 7.6
				Btu/h	3071 / 8530 / 11260	3071 / 11942 / 13649	5459 / 17061 / 22861	4777 / 22179 / 25932
		Heating (Min / Std / Max)		kW	1.1 / 3.2 / 4.9	1.1 / 3.5 / 5.5	1.2 / 6 / 8	1.2 / 7.4 / 9.2
				Btu/h	3753 / 10919 / 16719	3753 / 11942 / 18767	4095 / 20473 / 27297	4095 / 25250 / 31392
	Power	Power Input (Nominal)	Cooling (Min / Std / Max)	kW	0.18 / 0.6 / 0.9	0.18 / 0.98 / 1.15	0.32 / 1.39 / 2.18	0.3 / 1.95 / 2.6
			Heating (Min / Std / Max)	kW	0.24 / 0.85 / 1.27	0.24 / 0.94 / 1.52	0.27 / 1.71 / 2.5	0.26 / 2.35 / 3
		Current Input (Nominal)	Cooling (Min / Std / Max)	A	1.3 / 3.1 / 4.5	1.3 / 4.6 / 5.5	2 / 6.4 / 9.5	2 / 8.8 / 11.5
			Heating (Min / Std / Max)	A	1.6 / 4 / 5.6	1.6 / 4.4 / 6.7	1.7 / 7.8 / 11	1.6 / 10.5 / 13.2
	Energy Efficiency	EER (Nominal Cooling)		-	4.17	3.57	3.6	3.33
		COP (Nominal Heating)		-	3.76	3.72	3.51	3.15
		Energy Grade		SEER	A++	A++	A++	A++
				HSPF	A+	A+	A	A
	Piping Connections	Liquid Pipe		Φ, mm	6.35	6.35	6.35	6.35
				Φ, inch	1/4	1/4	1/4	1/4
		Gas Pipe		Φ, mm	9.52	9.52	12.7	15.88
				Φ, inch	3/8	3/8	1/2	5/8
		Installation Limitation	Max. Length (Outdoor to indoor)	m	15	15	30	30
			Max. Height (Between ID/OD)	m	8	8	15	15
	Field Wiring	Power Source Wire		mm²	3G x 1.0	3G x 1.0	3G x 1.0	3G x 1.0
		Transmission Cable		mm²	2 x 0.75	2 x 0.75	2 x 0.75	2 x 0.75
	Refrigerant	Type		-	R32	R32	R32	R32
		Control Method		-	-	-	-	-
		Factory Charging		kg	0.75	0.75	1.15	1.15
				tCO2e	0.51	0.51	0.78	0.78
Indoor Unit	Power Supply			Φ, #, V, Hz	1, 2, 220-240, 50	1, 2, 220-240, 50	1, 2, 220-240, 50	1, 2, 220-240, 50
	Fan	Type		-	Cross Flow	Cross Flow	Cross Flow	Cross Flow
		Motor	Output	W	27	27	27	27
		Number of Unit		EA	1	1	1	1
		Air Flow Rate	Turbo / High / Mid / Low	CMM	9.3 / 8.5 / 7.8 / 6.7	10 / 8.9 / 7.8 / 6.7	15.9 / 15.3 / 14.1 / 12.9	17.6 / 15.9 / 14.1 / 11.7
				CFM	328.43 / 300.17 / 275.45 / 236.61	353.15 / 314.3 / 275.45 / 236.61	561.5 / 540.31 / 497.94 / 455.56	621.54 / 561.5 / 497.94 / 413.18
	Drain	Drain Pipe		Φ,mm	Φ16.3, 550mm	Φ16.3, 550mm	Φ16.3, 550mm	Φ16.3, 550mm
	Sound	Sound Pressure	High / Silent	dB(A)	37 / 19	38 / 19	41 / 25	45 / 26
		Sound Power	Cooling	dB(A)	54	56	58	62
	External Dimension	Net Weight		kg	9.4	9.4	13.2	13.4
		Shipping Weight		kg	11.9	11.9	16.3	16.5
		Net Dimensions (WxHxD)		mm	828 x 267 x 265	828 x 267 x 265	1,065 x 301 x 311	1,065 x 301 x 311
		Shipping Dimensions (WxHxD)		mm	886 x 317 x 335	886 x 317 x 335	1,130 x 374 x 384	1,130 x 374 x 384

2. Specification

Type					Wind-Free	Wind-Free	Wind-Free	Wind-Free
Model Name		SET			AR09RXPXBWK/EU	AR12RXPXBWK/EU	AR18RXPXBWK/EU	AR24RXPXBWK/EU
		Indoor Unit			AR09RXPXBWKNEU	AR12RXPXBWKNEU	AR18RXPXBWKNEU	AR24RXPXBWKNEU
		Outdoor Unit			AR09RXPXBWKXEU	AR12RXPXBWKXEU	AR18RXPXBWKXEU	AR24RXPXBWKXEU
Outdoor Unit	Power Supply			Φ, #, V, Hz	1, 2, 220-240, 50	1, 2, 220-240, 50	1, 2, 220-240, 50	1, 2, 220-240, 50
	Compressor	Type		-	BLDC ROTARY	BLDC ROTARY	BLDC ROTARY	BLDC ROTARY
		Model		-	UB9AK1090FER	UB9AK1090FER	UB9TK3150FE4	UB9TK2150FE4
		Output		kW	2.76	2.76	4.69	4.69
		Oil	Type	-	POE	POE	POE	POE
			Initial Charge	cc	320	320	500	570
	Fan	Air Flow Rate	Cooling	CMM	40	40	50	53
				CFM	1412.59	1412.59	1765.73	1765.73
	Sound	Sound Pressure	Cooling	dB(A)	45	46	51	54
		Sound Power	Cooling	dB(A)	59	62	65	68
	External Dimension	Net Weight		kg	27.6	27.6	40.2	44.2
		Shipping Weight		kg	29.7	29.7	43.2	47.3
		Net Dimensions (WxHxD)		mm	720 x 548 x 265	720 x 548 x 265	880 x 638 x 310	880 x 638 x 310
		Shipping Dimensions (WxHxD)		mm	844 x 622 x 353	844 x 622 x 353	1,023 x 724 x 413	1,023 x 724 x 413
	Operating Temp. Range	Cooling		℃	-10 ~ 46	-10 ~ 46	-10 ~ 46	-10 ~ 46
		Heating		℃	-15 ~ 24	-15 ~ 24	-15 ~ 24	-15 ~ 24

NOTE

- Specifications may be subject to change without prior notice.

1) Nominal cooling capacities are based on;
   - Indoor temperature: 27°C DB, 19°C WB
   - Outdoor temperature: 35°C DB, 24°C WB, Equivalent refrigerant piping: 5m, Level differences: 0 m
2) Nominal heating capacities are based on;
   - Indoor temperature: 20°C DB, 15°C WB
   - Outdoor temperature: 7°C DB, 6°C WB, Equivalent refrigerant piping: 5m, Level differences: 0 m
3) Sound pressure was acquired in an anechoic room. Thus actual noise level may be different depending on the installation conditions.
4) These products contain R410A or R32 which is fluorinated greenhouse gas.

2. Specification

Wind-Free

Type					Wind-Free	Wind-Free	Wind-Free	Wind-Free
Model Name		SET			AR09RXWXCWK/EU	AR12RXWXCWK/EU	AR18RXWXCWK/EU	AR24RXWXCWK/EU
		Indoor Unit			AR09RXWXCWKNEU	AR12RXWXCWKNEU	AR18RXWXCWKNEU	AR24RXWXCWKNEU
		Outdoor Unit			AR09RXWXCWKXEU	AR12RXWXCWKXEU	AR18RXWXCWKXEU	AR24RXWXCWKXEU
System	Mode			-	Heat Pump	Heat Pump	Heat Pump	Heat Pump
	Capacity	Cooling (Min / Std / Max)		kW	0.9 / 2.75 / 3.35	0.9 / 3.5 / 4	1.6 / 5 / 6.7	1.4 / 6.5 / 7.6
				Btu/h	3071 / 9383 / 11431	3071 / 11942 / 13649	5459 / 17061 / 22861	4777 / 22179 / 25932
		Heating (Min / Std / Max)		kW	1.3 / 3.2 / 4.5	1.3 / 3.5 / 5	1.2 / 6 / 8	1.2 / 7.4 / 9.2
				Btu/h	4436 / 10919 / 15355	4436 / 11942 / 17061	4095 / 20473 / 27297	4095 / 25250 / 31392
	Power	Power Input (Nominal)	Cooling (Min / Std / Max)	kW	0.21 / 0.82 / 1.03	0.21 / 1.22 / 1.4	0.32 / 1.39 / 2.18	0.3 / 1.95 / 2.6
			Heating (Min / Std / Max)	kW	0.27 / 0.84 / 1.2	0.27 / 0.94 / 1.4	0.27 / 1.71 / 2.5	0.26 / 2.35 / 3
		Current Input (Nominal)	Cooling (Min / Std / Max)	A	1.3 / 4 / 4.7	1.3 / 5.6 / 6.3	2 / 6.4 / 9.5	2 / 8.8 / 11.5
			Heating (Min / Std / Max)	A	1.7 / 4 / 5.4	1.7 / 4.3 / 6.3	1.7 / 7.8 / 11	1.6 / 10.5 / 13.2
	Energy Efficiency	EER (Nominal Cooling)		-	3.35	2.87	3.6	3.33
		COP (Nominal Heating)		-	3.81	3.72	3.51	3.15
		Energy Grade		SEER	A++	A++	A++	A++
				HSPF	A	A	A	A
	Piping Connections	Liquid Pipe		Φ, mm	6.35	6.35	6.35	6.35
				Φ, inch	1/4	1/4	1/4	1/4
		Gas Pipe		Φ, mm	9.52	9.52	12.7	15.88
				Φ, inch	3/8	3/8	1/2	5/8
		Installation Limitation	Max. Length (Outdoor to indoor)	m	15	15	30	30
			Max. Height (Between ID/OD)	m	8	8	15	15
	Field Wiring	Power Source Wire		mm²	3G x 1.0	3G x 1.0	3G x 1.0	3G x 1.0
		Transmission Cable		mm²	2 x 0.75	2 x 0.75	2 x 0.75	2 x 0.75
	Refrigerant	Type		-	R32	R32	R32	R32
		Control Method		-	-	-	-	-
		Factory Charging		kg	0.7	0.7	1.15	1.15
				tCO2e	0.47	0.47	0.78	0.78
Indoor Unit	Power Supply			Φ, #, V, Hz	1, 2, 220-240, 50	1, 2, 220-240, 50	1, 2, 220-240, 50	1, 2, 220-240, 50
	Fan	Type		-	Cross Flow	Cross Flow	Cross Flow	Cross Flow
		Motor	Output	W	27	27	27	27
		Number of Unit		EA	1	1	1	1
		Air Flow Rate	Turbo / High / Mid / Low	CMM	9.3 / 8.2 / 7.1 / 5.9	10.8 / 9.6 / 8.2 / 6.7	15.9 / 15.3 / 14.1 / 12.9	17.6 / 15.9 / 14.1 / 11.7
				CFM	328.43 / 289.58 / 250.73 / 208.36	381.4 / 339.02 / 289.58 / 236.61	561.5 / 540.31 / 497.94 / 455.56	621.54 / 561.5 / 497.94 / 413.18
	Drain	Drain Pipe		Φ,mm	Φ16.3, 550mm	Φ16.3, 550mm	Φ16.3, 550mm	Φ16.3, 550mm
	Sound	Sound Pressure	High / Silent	dB(A)	37 / 19	40 / 19	41 / 25	45 / 26
		Sound Power	Cooling	dB(A)	54	59	58	62
	External Dimension	Net Weight		kg	9.4	9.4	13.2	13.4
		Shipping Weight		kg	11.9	11.9	16.3	16.5
		Net Dimensions (WxHxD)		mm	828 x 267 x 265	828 x 267 x 265	1,065 x 301 x 311	1,065 x 301 x 311
		Shipping Dimensions (WxHxD)		mm	886 x 317 x 335	886 x 317 x 335	1,130 x 374 x 384	1,130 x 374 x 384

2. Specification

Type					Wind-Free	Wind-Free	Wind-Free	Wind-Free
Model Name		SET			AR09RXWXCWK/EU	AR12RXWXCWK/EU	AR18RXWXCWK/EU	AR24RXWXCWK/EU
		Indoor Unit			AR09RXWXCWKNEU	AR12RXWXCWKNEU	AR18RXWXCWKNEU	AR24RXWXCWKNEU
		Outdoor Unit			AR09RXWXCWKXEU	AR12RXWXCWKXEU	AR18RXWXCWKXEU	AR24RXWXCWKXEU
Outdoor Unit	Power Supply			Φ, #, V, Hz	1, 2, 220-240, 50	1, 2, 220-240, 50	1, 2, 220-240, 50	1, 2, 220-240, 50
	Compressor	Type		-	BLDC ROTARY	BLDC ROTARY	BLDC ROTARY	BLDC ROTARY
		Model		-	UB9AK1090FJR	UB9AK1090FJR	UB9TK3150FE4	UB9TK2150FE4
		Output		kW	2.76	2.76	4.69	4.69
		Oil	Type	-	POE	POE	POE	POE
			Initial Charge	cc	320	320	500	570
	Fan	Air Flow Rate	Cooling	CMM	28	28	50	53
				CFM	988.81	988.81	1765.73	1765.73
	Sound	Sound Pressure	Cooling	dB(A)	46	48	51	54
		Sound Power	Cooling	dB(A)	63	65	65	68
	External Dimension	Net Weight		kg	22.8	22.8	40.2	44.2
		Shipping Weight		kg	24.5	24.5	43.2	47.3
		Net Dimensions (WxHxD)		mm	660 x 475 x 242	660 x 475 x 242	880 x 638 x 310	880 x 638 x 310
		Shipping Dimensions (WxHxD)		mm	778 x 550 x 331	778 x 550 x 331	1,023 x 724 x 413	1,023 x 724 x 413
	Operating Temp. Range	Cooling		°C	-10 ~ 46	-10 ~ 46	-10 ~ 46	-10 ~ 46
		Heating		°C	-15 ~ 24	-15 ~ 24	-15 ~ 24	-15 ~ 24

NOTE

- Specifications may be subject to change without prior notice.

1) Nominal cooling capacities are based on;
   - Indoor temperature: 27°C DB, 19°C WB
   - Outdoor temperature: 35°C DB, 24°C WB, Equivalent refrigerant piping: 5m, Level differences: 0 m
2) Nominal heating capacities are based on;
   - Indoor temperature: 20°C DB, 15°C WB
   - Outdoor temperature: 7°C DB, 6°C WB, Equivalent refrigerant piping: 5m, Level differences: 0 m
3) Sound pressure was acquired in an anechoic room. Thus actual noise level may be different depending on the installation conditions.
4) These products contain R410A or R32 which is fluorinated greenhouse gas.

2. Specification

New Triangle

Type					New Triangle	New Triangle
Model Name		SET			AR09RXWSAUR/EU	AR12RXWSAUR/EU
		Indoor Unit			AR09RXWSAURNEU	AR12RXWSAURNEU
		Outdoor Unit			AR09RXWSAURXEU	AR12RXWSAURXEU
System	Mode			-	Heat Pump	Heat Pump
	Capacity	Cooling (Min / Std / Max)		kW	0.9 / 2.75 / 3.35	0.9 / 3.5 / 4
				Btu/h	3071 / 9383 / 11431	3071 / 11942 / 13649
		Heating (Min / Std / Max)		kW	1.3 / 3.2 / 4.5	1.3 / 3.5 / 5
				Btu/h	4436 / 10919 / 15355	4436 / 11942 / 17061
	Power	Power Input (Nominal)	Cooling (Min / Std / Max)	kW	0.21 / 0.82 / 1.03	0.21 / 1.22 / 1.4
			Heating (Min / Std / Max)	kW	0.27 / 0.84 / 1.2	0.27 / 0.94 / 1.4
		Current Input (Nominal)	Cooling (Min / Std / Max)	A	1.3 / 4 / 4.7	1.3 / 5.6 / 6.3
			Heating (Min / Std / Max)	A	1.7 / 4 / 5.4	1.7 / 4.3 / 6.3
	Energy Efficiency	EER (Nominal Cooling)		-	3.35	2.87
		COP (Nominal Heating)		-	3.81	3.72
		Energy Grade		SEER	A++	A++
				HSPF	A	A
	Piping Connections	Liquid Pipe		Φ, mm	6.35	6.35
				Φ, inch	1/4	1/4
		Gas Pipe		Φ, mm	9.52	9.52
				Φ, inch	3/8	3/8
		Installation Limitation	Max. Length (Outdoor to indoor)	m	15	15
			Max. Height (Between ID/OD)	m	8	8
	Field Wiring	Power Source Wire		mm²	3G x 1.0	3G x 1.0
		Transmission Cable		mm²	2 x 0.75	2 x 0.75
	Refrigerant	Type		-	R32	R32
		Control Method		-	-	-
		Factory Charging		kg	0.7	0.7
				tCO2e	0.47	0.47
Indoor Unit	Power Supply			Φ, #, V, Hz	1, 2, 220-240, 50	1, 2, 220-240, 50
	Fan	Type		-	Cross Flow	Cross Flow
		Motor	Output	W	27	27
		Number of Unit		EA	1	1
		Air Flow Rate	Turbo / High / Mid / Low	CMM	9.3 / 8.2 / 7.1 / 5.9	10.8 / 9.6 / 8.2 / 6.7
				CFM	328.43 / 289.58 / 250.73 / 208.36	381.4 / 339.02 / 289.58 / 236.61
	Drain	Drain Pipe		Φ,mm	Φ16.3, 550mm	Φ16.3, 550mm
	Sound	Sound Pressure	High / Silent	dB(A)	37 / 19	40 / 19
		Sound Power	Cooling	dB(A)	54	59
	External Dimension	Net Weight		kg	9.5	9.5
		Shipping Weight		kg	12.1	12.1
		Net Dimensions (WxHxD)		mm	826 x 261 x 261	826 x 261 x 261
		Shipping Dimensions (WxHxD)		mm	886 x 317 x 335	886 x 317 x 335

2. Specification

Type					New Triangle	New Triangle
Model Name		SET			AR09RXWSAUR/EU	AR12RXWSAUR/EU
		Indoor Unit			AR09RXWSAURNEU	AR12RXWSAURNEU
		Outdoor Unit			AR09RXWSAURXEU	AR12RXWSAURXEU
Outdoor Unit	Power Supply			Φ, #, V, Hz	1, 2, 220-240, 50	1, 2, 220-240, 50
	Compressor	Type		-	BLDC ROTARY	BLDC ROTARY
		Model		-	UB9AK1090FJR	UB9AK1090FJR
		Output		kW	2.76	2.76
		Oil	Type	-	POE	POE
			Initial Charge	cc	320	320
	Fan	Air Flow Rate	Cooling	CMM	28	28
				CFM	988.81	988.81
	Sound	Sound Pressure	Cooling	dB(A)	46	48
		Sound Power	Cooling	dB(A)	63	65
	External Dimension	Net Weight		kg	22.8	22.8
		Shipping Weight		kg	24.5	24.5
		Net Dimensions (WxHxD)		mm	660 x 475 x 242	660 x 475 x 242
		Shipping Dimensions (WxHxD)		mm	778 x 550 x 331	778 x 550 x 331
	Operating Temp. Range	Cooling		°C	-10 ~ 46	-10 ~ 46
		Heating		°C	-15 ~ 24	-15 ~ 24

NOTE

- Specifications may be subject to change without prior notice.

1) Nominal cooling capacities are based on;
   - Indoor temperature: 27°C DB, 19°C WB
   - Outdoor temperature: 35°C DB, 24°C WB, Equivalent refrigerant piping: 5m, Level differences: 0 m
2) Nominal heating capacities are based on;
   - Indoor temperature: 20°C DB, 15°C WB
   - Outdoor temperature: 7°C DB, 6°C WB, Equivalent refrigerant piping: 5m, Level differences: 0 m
3) Sound pressure was acquired in an anechoic room. Thus actual noise level may be different depending on the installation conditions.
4) These products contain R410A or R32 which is fluorinated greenhouse gas.

2. Specification

New Boracay

Type					New Boracay	New Boracay	New Boracay	New Boracay
Model Name		SET			AR09NXFHBWK/EU	AR12NXFHBWK/EU	AR18RXFHBWK/EU	AR24RXFHBWK/EU
		Indoor Unit			AR09NXFHBWKNEU	AR12NXFHBWKNEU	AR18RXFHBWKNEU	AR24RXFHBWKNEU
		Outdoor Unit			AR09NXFHBWKXEU	AR12NXFHBWKXEU	AR18RXFHBWKXEU	AR24RXFHBWKXEU
System	Mode			-	Heat Pump	Heat Pump	Heat Pump	Heat Pump
	Capacity	Cooling (Min / Std / Max)		kW	0.9 / 2.5 / 3.3	0.9 / 3.5 / 4	1.6 / 5 / 6.6	1.4 / 6.5 / 7.6
				Btu/h	3071 / 8530 / 11260	3071 / 11942 / 13649	5459 / 17061 / 22520	4777 / 22179 / 25932
		Heating (Min / Std / Max)		kW	1.1 / 3.2 / 4.9	1.1 / 3.5 / 5.5	1.2 / 6 / 8	1.2 / 7.4 / 9.2
				Btu/h	3753 / 10919 / 16719	3753 / 11942 / 18767	4095 / 20473 / 27297	4095 / 25250 / 31392
	Power	Power Input (Nominal)	Cooling (Min / Std / Max)	kW	0.18 / 0.6 / 0.9	0.18 / 1 / 1.15	0.32 / 1.39 / 2.15	0.3 / 1.95 / 2.6
			Heating (Min / Std / Max)	kW	0.24 / 0.85 / 1.27	0.24 / 0.94 / 1.52	0.27 / 1.75 / 2.5	0.26 / 2.35 / 3
		Current Input (Nominal)	Cooling (Min / Std / Max)	A	1.3 / 3.1 / 4.5	1.3 / 4.6 / 5.5	2 / 6.4 / 9.5	2 / 8.8 / 11.5
			Heating (Min / Std / Max)	A	1.6 / 4 / 5.6	1.6 / 4.4 / 6.7	1.7 / 7.9 / 11	1.6 / 10.5 / 13.2
	Energy Efficiency	EER (Nominal Cooling)		-	4.17	3.5	3.6	3.33
		COP (Nominal Heating)		-	3.76	3.72	3.44	3.15
		Energy Grade		SEER	A++	A++	A++	A++
				HSPF	A+	A+	A	A
	Piping Connections	Liquid Pipe		Φ, mm	6.35	6.35	6.35	6.35
				Φ, inch	1/4	1/4	1/4	1/4
		Gas Pipe		Φ, mm	9.52	9.52	12.7	15.88
				Φ, inch	3/8	3/8	1/2	5/8
		Installation Limitation	Max. Length (Outdoor to indoor)	m	15	15	30	30
			Max. Height (Between ID/OD)	m	8	8	15	15
	Field Wiring	Power Source Wire		mm²	3G x 1.0	3G x 1.0	3G x 1.0	3G x 1.0
		Transmission Cable		mm²	2 x 0.75	2 x 0.75	2 x 0.75	2 x 0.75
	Refrigerant	Type		-	R32	R32	R32	R32
		Control Method		-	-	-	-	-
		Factory Charging		kg	0.75	0.75	1.15	1.15
				tCO2e	0.51	0.51	0.78	0.78
Indoor Unit	Power Supply			Φ, #, V, Hz	1, 2, 220-240, 50	1, 2, 220-240, 50	1, 2, 220-240, 50	1, 2, 220-240, 50
	Fan	Type		-	Cross Flow	Cross Flow	Cross Flow	Cross Flow
		Motor	Output	W	27	27	27	27
		Number of Unit		EA	1	1	1	1
		Air Flow Rate	Turbo / High / Mid / Low	CMM	9.2 / 8.5 / 7.8 / 6.7	11.3 / 9.9 / 8.1 / 6.4	16.1 / 14.5 / 12.9 / 11.3	18.3 / 16.1 / 14 / 11.9
				CFM	324.89 / 300.17 / 275.45 / 236.61	399.06 / 349.62 / 286.05 / 226.01	568.57 / 512.06 / 455.56 / 399.06	646.26 / 568.57 / 494.41 / 420.24
	Drain	Drain Pipe		Φ,mm	Φ16.3, 550mm	Φ16.3, 550mm	Φ16.3, 550mm	Φ16.3, 550mm
	Sound	Sound Pressure	High / Silent	dB(A)	38 / 21	42 / 21	42 / 25	45 / 29
		Sound Power	Cooling	dB(A)	56	59	58	63
	External Dimension	Net Weight		kg	8.5	8.5	11.6	11.6
		Shipping Weight		kg	10.7	10.7	13.8	13.8
		Net Dimensions (WxHxD)		mm	820 x 285 x 227	820 x 285 x 227	1,065 x 298 x 243	1,065 x 298 x 243
		Shipping Dimensions (WxHxD)		mm	880 x 280 x 363	880 x 280 x 363	1,128 x 299 x 378	1,128 x 299 x 378

2. Specification

Type					New Boracay	New Boracay	New Boracay	New Boracay
Model Name		SET			AR09NXFHBWK/EU	AR12NXFHBWK/EU	AR18RXFHBWK/EU	AR24RXFHBWK/EU
		Indoor Unit			AR09NXFHBWKNEU	AR12NXFHBWKNEU	AR18RXFHBWKNEU	AR24RXFHBWKNEU
		Outdoor Unit			AR09NXFHBWKXEU	AR12NXFHBWKXEU	AR18RXFHBWKXEU	AR24RXFHBWKXEU
Outdoor Unit	Power Supply			Φ, #, V, Hz	1, 2, 220-240, 50	1, 2, 220-240, 50	1, 2, 220-240, 50	1, 2, 220-240, 50
	Compressor	Type		-	BLDC ROTARY	BLDC ROTARY	BLDC ROTARY	BLDC ROTARY
		Model		-	UB9AK1090FER	UB9AK1090FER	UB9TK3150FE4	UB9TK2150FE4
		Output		kW	2.76	2.76	4.69	4.69
		Oil	Type	-	POE	POE	POE	POE
			Initial Charge	cc	320	320	500	570
	Fan	Air Flow Rate	Cooling	CMM	40	40	50	53
				CFM	1412.59	1412.59	1765.73	1765.73
	Sound	Sound Pressure	Cooling	dB(A)	45	47	51	54
		Sound Power	Cooling	dB(A)	59	62	65	69
	External Dimension	Net Weight		kg	27.6	27.6	40.2	44.2
		Shipping Weight		kg	29.7	29.7	43.2	47.3
		Net Dimensions (WxHxD)		mm	720 x 548 x 265	720 x 548 x 265	880 x 638 x 310	880 x 638 x 310
		Shipping Dimensions (WxHxD)		mm	844 x 622 x 353	844 x 622 x 353	1,023 x 724 x 413	1,023 x 724 x 413
	Operating Temp. Range	Cooling		°C	-10 ~ 46	-10 ~ 46	-10 ~ 46	-10 ~ 46
		Heating		°C	-15 ~ 24	-15 ~ 24	-15 ~ 24	-15 ~ 24

NOTE

- Specifications may be subject to change without prior notice.

1) Nominal cooling capacities are based on;
   - Indoor temperature: 27°C DB, 19°C WB
   - Outdoor temperature: 35°C DB, 24°C WB, Equivalent refrigerant piping: 5m, Level differences: 0 m
2) Nominal heating capacities are based on;
   - Indoor temperature: 20°C DB, 15°C WB
   - Outdoor temperature: 7°C DB, 6°C WB, Equivalent refrigerant piping: 5m, Level differences: 0 m
3) Sound pressure was acquired in an anechoic room. Thus actual noise level may be different depending on the installation conditions.
4) These products contain R410A or R32 which is fluorinated greenhouse gas.

2. Specification

Maldives

Type					Maldives	Maldives	Maldives	Maldives
Model Name		SET			AR09RXFPEWQ/EU	AR12RXFPEWQ/EU	AR18RXFPEWQ/EU	AR24RXFPEWQ/EU
		Indoor Unit			AR09RXFPEWQNEU	AR12RXFPEWQNEU	AR18RXFPEWQNEU	AR24RXFPEWQNEU
		Outdoor Unit			AR09RXFPEWQXEU	AR12RXFPEWQXEU	AR18RXFPEWQXEU	AR24RXFPEWQXEU
System	Mode			-	Heat Pump	Heat Pump	Heat Pump	Heat Pump
	Capacity	Cooling (Min / Std / Max)		kW	0.9 / 2.75 / 3.35	0.9 / 3.5 / 4	1.6 / 5 / 6.6	1.4 / 6.5 / 7.6
				Btu/h	3071 / 9383 / 11431	3071 / 11942 / 13649	5459 / 17061 / 22520	4777 / 22179 / 25932
		Heating (Min / Std / Max)		kW	1.3 / 3.2 / 4.5	1.3 / 3.5 / 4.9	1.2 / 6 / 8	1.2 / 7.4 / 9.2
				Btu/h	4436 / 10919 / 15355	4436 / 11942 / 16719	4095 / 20473 / 27297	4095 / 25250 / 31392
	Power	Power Input (Nominal)	Cooling (Min / Std / Max)	kW	0.21 / 0.82 / 1.03	0.21 / 1.22 / 1.4	0.32 / 1.39 / 2.15	0.3 / 1.95 / 2.6
			Heating (Min / Std / Max)	kW	0.27 / 0.85 / 1.2	0.27 / 0.94 / 1.37	0.27 / 1.75 / 2.5	0.26 / 2.35 / 3
		Current Input (Nominal)	Cooling (Min / Std / Max)	A	1.3 / 4 / 4.8	1.3 / 5.6 / 6.3	2 / 6.4 / 9.5	2 / 8.8 / 11.5
			Heating (Min / Std / Max)	A	1.7 / 4 / 5.4	1.7 / 4.3 / 6.2	1.7 / 7.9 / 11	1.6 / 10.5 / 13.2
	Energy Efficiency	EER (Nominal Cooling)		-	3.35	2.87	3.6	3.33
		COP (Nominal Heating)		-	3.76	3.72	3.44	3.15
		Energy Grade		SEER	A++	A++	A++	A++
				HSPF	A	A	A	A
	Piping Connections	Liquid Pipe		Φ, mm	6.35	6.35	6.35	6.35
				Φ, inch	1/4	1/4	1/4	1/4
		Gas Pipe		Φ, mm	9.52	9.52	12.7	15.88
				Φ, inch	3/8	3/8	1/2	5/8
		Installation Limitation	Max. Length (Outdoor to indoor)	m	15	15	30	30
			Max. Height (Between ID/OD)	m	8	8	15	15
	Field Wiring	Power Source Wire		mm²	3G x 1.0	3G x 1.0	3G x 1.0	3G x 1.0
		Transmission Cable		mm²	2 x 0.75	2 x 0.75	2 x 0.75	2 x 0.75
	Refrigerant	Type		-	R32	R32	R32	R32
		Control Method		-	-	-	-	-
		Factory Charging		kg	0.7	0.7	1.15	1.15
				tCO2e	0.47	0.47	0.78	0.78
Indoor Unit	Power Supply			Φ, #, V, Hz	1, 2, 220-240, 50	1, 2, 220-240, 50	1, 2, 220-240, 50	1, 2, 220-240, 50
	Fan	Type		-	Cross Flow	Cross Flow	Cross Flow	Cross Flow
		Motor	Output	W	27	27	27	27
		Number of Unit		EA	1	1	1	1
		Air Flow Rate	Turbo / High / Mid / Low	CMM	9.2 / 8.1 / 7.1 / 5.7	11.3 / 9.9 / 8.1 / 6.4	16.1 / 14.5 / 12.9 / 11.3	18.3 / 16.1 / 14 / 11.9
				CFM	324.89 / 286.05 / 250.73 / 201.29	399.06 / 349.62 / 286.05 / 226.01	568.57 / 512.06 / 455.56 / 399.06	646.26 / 568.57 / 494.41 / 420.24
	Drain	Drain Pipe		Φ,mm	Φ16.3, 550mm	Φ16.3, 550mm	Φ16.3, 550mm	Φ16.3, 550mm
	Sound	Sound Pressure	High / Silent	dB(A)	38 / 21	42 / 21	42 / 25	45 / 29
		Sound Power	Cooling	dB(A)	56	59	58	63
	External Dimension	Net Weight		kg	8.0	8.0	11.6	11.6
		Shipping Weight		kg	10.4	10.4	13.8	13.8
		Net Dimensions (WxHxD)		mm	820 x 285 x 215	820 x 285 x 215	1,065 x 298 x 230	1,065 x 298 x 230
		Shipping Dimensions (WxHxD)		mm	880 x 260 x 360	880 x 260 x 360	1,125 x 290 x 375	1,125 x 290 x 375

2. Specification

Type					Maldives	Maldives	Maldives	Maldives
Model Name		SET			AR09RXFPEWQ/EU	AR12RXFPEWQ/EU	AR18RXFPEWQ/EU	AR24RXFPEWQ/EU
		Indoor Unit			AR09RXFPEWQNEU	AR12RXFPEWQNEU	AR18RXFPEWQNEU	AR24RXFPEWQNEU
		Outdoor Unit			AR09RXFPEWQXEU	AR12RXFPEWQXEU	AR18RXFPEWQXEU	AR24RXFPEWQXEU
Outdoor Unit	Power Supply			Φ, #, V, Hz	1, 2, 220-240, 50	1, 2, 220-240, 50	1, 2, 220-240, 50	1, 2, 220-240, 50
	Compressor	Type		-	BLDC ROTARY	BLDC ROTARY	BLDC ROTARY	BLDC ROTARY
		Model		-	UB9AK1090FJR	UB9AK1090FJR	UB9TK3150FE4	UB9TK2150FE4
		Output		kW	2.76	2.76	4.69	4.69
		Oil	Type	-	POE	POE	POE	POE
			Initial Charge	cc	320	320	500	570
	Fan	Air Flow Rate	Cooling	CMM	28	28	50	53
				CFM	988.81	988.81	1765.73	1765.73
	Sound	Sound Pressure	Cooling	dB(A)	46	48	51	54
		Sound Power	Cooling	dB(A)	63	65	65	69
	External Dimension	Net Weight		kg	22.8	22.8	40.2	44.2
		Shipping Weight		kg	24.5	24.5	43.2	47.3
		Net Dimensions (WxHxD)		mm	660 x 475 x 242	660 x 475 x 242	880 x 638 x 310	880 x 638 x 310
		Shipping Dimensions (WxHxD)		mm	778 x 550 x 331	778 x 550 x 331	1,023 x 724 x 413	1,023 x 724 x 413
	Operating Temp. Range	Cooling		°C	-10 ~ 46	-10 ~ 46	-10 ~ 46	-10 ~ 46
		Heating		°C	-15 ~ 24	-15 ~ 24	-15 ~ 24	-15 ~ 24

NOTE

- Specifications may be subject to change without prior notice.

1) Nominal cooling capacities are based on;
   - Indoor temperature: 27°C DB, 19°C WB
   - Outdoor temperature: 35°C DB, 24°C WB, Equivalent refrigerant piping: 5m, Level differences: 0 m
2) Nominal heating capacities are based on;
   - Indoor temperature: 20°C DB, 15°C WB
   - Outdoor temperature: 7°C DB, 6°C WB, Equivalent refrigerant piping: 5m, Level differences: 0 m
3) Sound pressure was acquired in an anechoic room. Thus actual noise level may be different depending on the installation conditions.
4) These products contain R410A or R32 which is fluorinated greenhouse gas.

3. Capacity Table

Wind-Free

AR09RXPXBWKNEU+AR09RXPXBWKXEU

Cooling

TC (Total Capacity), SHC (Sensible Heat Capacity), PI (Power Input)

Outdoor Temperature (°C, DB)	Indoor Temperature (°C, DB / WB)																				
	20 / 14			22 / 16			25 / 18			27 / 19			28 / 20			30 / 22			32 / 24		
	TC	SHC	PI	TC	SHC	PI	TC	SHC	PI	TC	SHC	PI	TC	SHC	PI	TC	SHC	PI	TC	SHC	PI
	kW	kW	kW	kW	kW	kW	kW	kW	kW	kW	kW	kW	kW	kW	kW	kW	kW	kW	kW	kW	kW
-10	2.29	2.02	0.46	2.42	2.11	0.48	2.66	2.18	0.50	2.75	2.34	0.53	2.90	2.25	0.51	3.05	2.29	0.53	3.25	2.28	0.52
0	2.38	2.06	0.47	2.52	2.16	0.49	2.76	2.23	0.51	2.86	2.39	0.54	3.00	2.30	0.52	3.16	2.35	0.54	3.35	2.34	0.54
10	2.47	2.10	0.48	2.61	2.20	0.50	2.86	2.28	0.51	2.97	2.44	0.54	3.10	2.36	0.53	3.26	2.41	0.54	3.46	2.40	0.54
20	2.55	2.15	0.48	2.70	2.25	0.50	2.95	2.33	0.52	3.08	2.49	0.55	3.20	2.41	0.54	3.37	2.47	0.55	3.56	2.46	0.56
25	2.50	2.09	0.59	2.61	2.15	0.58	2.86	2.23	0.60	2.89	2.31	0.57	3.10	2.31	0.61	3.27	2.36	0.62	3.51	2.40	0.66
32	2.45	2.03	0.69	2.52	2.06	0.66	2.76	2.13	0.67	2.69	2.13	0.58	3.01	2.21	0.68	3.17	2.26	0.69	3.47	2.35	0.75
35	2.40	1.97	0.79	2.42	1.96	0.74	2.67	2.04	0.74	2.50	1.95	0.60	2.91	2.11	0.75	3.07	2.16	0.76	3.42	2.29	0.85
40	2.21	1.80	0.87	2.24	1.79	0.81	2.47	1.87	0.82	2.31	1.78	0.66	2.71	1.95	0.84	2.87	2.00	0.85	3.22	2.13	0.96
43	2.10	1.70	0.91	2.12	1.69	0.85	2.36	1.77	0.87	2.19	1.68	0.70	2.59	1.85	0.89	2.75	1.90	0.90	3.10	2.03	1.02
46	1.99	1.59	0.96	2.01	1.59	0.89	2.24	1.67	0.92	2.08	1.58	0.74	2.48	1.75	0.94	2.63	1.80	0.96	2.98	1.93	1.08

Heating

TC (Total Capacity), PI (Power Input)

Outdoor Temperature (°C, DB)	Indoor Temperature (°C, DB)											
	16		18		20		21		22		24	
	TC	PI	TC	PI	TC	PI	TC	PI	TC	PI	TC	PI
	kW	kW	kW	kW	kW	kW	kW	kW	kW	kW	kW	kW
-15	2.56	1.30	2.49	1.25	2.36	1.08	2.42	1.27	2.45	1.40	2.35	1.29
-10	2.71	1.10	2.65	1.12	2.58	1.14	2.58	1.16	2.56	1.18	2.50	1.20
-5	2.96	1.05	2.90	1.07	2.82	1.08	2.82	1.10	2.80	1.12	2.73	1.14
0	3.36	1.09	3.20	1.07	2.91	1.00	3.06	1.09	3.15	1.15	2.92	1.10
2	3.52	1.11	3.28	1.08	2.81	0.99	3.11	1.09	3.29	1.16	2.94	1.10
5	3.76	1.13	3.52	1.07	3.05	0.90	3.33	1.06	3.50	1.17	3.15	1.06
7	3.92	1.15	3.67	1.07	3.20	0.85	3.48	1.05	3.64	1.18	3.28	1.03
10	4.02	1.18	3.81	1.10	3.41	0.88	3.62	1.08	3.74	1.21	3.43	1.06
15	4.20	1.23	4.03	1.15	3.77	0.92	3.86	1.13	3.90	1.26	3.68	1.11
20	4.37	1.28	4.26	1.19	4.13	0.96	4.10	1.17	4.06	1.32	3.94	1.16
24	4.51	1.32	4.44	1.23	4.42	0.99	4.29	1.21	4.19	1.36	4.14	1.19

NOTE

- Specifications may be subject to change without prior notice.

1) Nominal cooling capacities are based on;
   - Indoor temperature: 27°C DB, 19°C WB
   - Outdoor temperature: 35°C DB, 24°C WB, Equivalent refrigerant piping: 5m, Level differences: 0 m
2) Nominal heating capacities are based on;
   - Indoor temperature: 20°C DB, 15°C WB
   - Outdoor temperature: 7°C DB, 6°C WB, Equivalent refrigerant piping: 5m, Level differences: 0 m
3) Sound pressure was acquired in an anechoic room. Thus actual noise level may be different depending on the installation conditions.
4) These products contain R410A or R32 which is fluorinated greenhouse gas.

3. Capacity Table

Wind-Free

AR12RXPXBWKNEU+AR12RXPXBWKXEU

Cooling

TC (Total Capacity), SHC (Sensible Heat Capacity), PI (Power Input)

Outdoor Temperature (°C, DB)	Indoor Temperature (°C, DB / WB)																				
	20 / 14			22 / 16			25 / 18			27 / 19			28 / 20			30 / 22			32 / 24		
	TC	SHC	PI	TC	SHC	PI	TC	SHC	PI	TC	SHC	PI	TC	SHC	PI	TC	SHC	PI	TC	SHC	PI
	kW	kW	kW	kW	kW	kW	kW	kW	kW	kW	kW	kW	kW	kW	kW	kW	kW	kW	kW	kW	kW
-10	3.13	2.75	0.78	3.30	2.88	0.82	3.63	2.97	0.85	3.75	3.19	0.90	3.95	3.07	0.87	4.16	3.13	0.89	4.43	3.10	0.89
0	3.21	2.78	0.75	3.40	2.91	0.78	3.72	3.01	0.81	3.86	3.23	0.86	4.05	3.11	0.84	4.26	3.17	0.86	4.53	3.15	0.86
10	3.30	2.81	0.72	3.49	2.94	0.75	3.82	3.05	0.77	3.97	3.27	0.82	4.15	3.15	0.80	4.36	3.22	0.82	4.62	3.20	0.82
20	3.38	2.84	0.69	3.58	2.98	0.71	3.91	3.08	0.74	4.08	3.30	0.78	4.24	3.19	0.77	4.46	3.27	0.78	4.72	3.25	0.79
25	3.38	2.81	0.89	3.52	2.90	0.88	3.85	3.01	0.90	3.89	3.11	0.85	4.19	3.11	0.92	4.41	3.19	0.94	4.74	3.24	0.99
32	3.37	2.78	1.09	3.46	2.82	1.04	3.79	2.93	1.06	3.69	2.92	0.91	4.13	3.04	1.08	4.35	3.11	1.09	4.77	3.22	1.19
35	3.36	2.76	1.29	3.39	2.75	1.20	3.73	2.85	1.22	3.50	2.73	0.98	4.07	2.96	1.23	4.30	3.03	1.24	4.79	3.21	1.39
40	3.10	2.52	1.42	3.13	2.51	1.32	3.46	2.62	1.34	3.23	2.49	1.08	3.80	2.72	1.37	4.02	2.80	1.39	4.51	2.98	1.57
43	2.94	2.37	1.49	2.97	2.36	1.39	3.30	2.47	1.42	3.07	2.35	1.14	3.63	2.58	1.45	3.85	2.66	1.47	4.34	2.85	1.67
46	2.79	2.23	1.56	2.82	2.22	1.46	3.14	2.33	1.50	2.91	2.21	1.21	3.47	2.44	1.53	3.69	2.52	1.56	4.17	2.71	1.77

Heating

TC (Total Capacity), PI (Power Input)

Outdoor Temperature (°C, DB)	Indoor Temperature (°C, DB)											
	16		18		20		21		22		24	
	TC	PI	TC	PI	TC	PI	TC	PI	TC	PI	TC	PI
	kW	kW	kW	kW	kW	kW	kW	kW	kW	kW	kW	kW
-15	2.83	1.36	2.77	1.32	2.66	1.18	2.70	1.35	2.71	1.46	2.63	1.37
-10	3.05	1.20	2.99	1.22	2.91	1.24	2.90	1.27	2.89	1.29	2.82	1.31
-5	3.33	1.14	3.27	1.16	3.18	1.18	3.17	1.20	3.16	1.22	3.08	1.24
0	3.73	1.20	3.56	1.17	3.25	1.09	3.41	1.16	3.50	1.21	3.26	1.15
2	3.89	1.22	3.65	1.17	3.17	1.08	3.46	1.15	3.64	1.20	3.28	1.13
5	4.13	1.25	3.87	1.17	3.37	0.99	3.67	1.11	3.84	1.19	3.47	1.06
7	4.29	1.27	4.02	1.16	3.50	0.94	3.80	1.09	3.98	1.18	3.59	1.01
10	4.40	1.30	4.17	1.20	3.73	0.97	3.96	1.12	4.09	1.21	3.75	1.04
15	4.59	1.36	4.41	1.25	4.13	1.02	4.22	1.17	4.26	1.26	4.03	1.09
20	4.78	1.42	4.66	1.30	4.52	1.06	4.48	1.22	4.44	1.32	4.31	1.14
24	4.93	1.46	4.85	1.34	4.83	1.10	4.69	1.26	4.58	1.36	4.53	1.18

NOTE

- Specifications may be subject to change without prior notice.

1) Nominal cooling capacities are based on;
   - Indoor temperature: 27°C DB, 19°C WB
   - Outdoor temperature: 35°C DB, 24°C WB, Equivalent refrigerant piping: 5m, Level differences: 0 m
2) Nominal heating capacities are based on;
   - Indoor temperature: 20°C DB, 15°C WB
   - Outdoor temperature: 7°C DB, 6°C WB, Equivalent refrigerant piping: 5m, Level differences: 0 m
3) Sound pressure was acquired in an anechoic room. Thus actual noise level may be different depending on the installation conditions.
4) These products contain R410A or R32 which is fluorinated greenhouse gas.

3. Capacity Table

Wind-Free

AR18RXPXBWKNEU+AR18RXPXBWKXEU

Cooling

TC (Total Capacity), SHC (Sensible Heat Capacity), PI (Power Input)

Outdoor Temperature (°C, DB)	Indoor Temperature (°C, DB / WB)																				
	20 / 14			22 / 16			25 / 18			27 / 19			28 / 20			30 / 22			32 / 24		
	TC	SHC	PI	TC	SHC	PI	TC	SHC	PI	TC	SHC	PI	TC	SHC	PI	TC	SHC	PI	TC	SHC	PI
	kW	kW	kW	kW	kW	kW	kW	kW	kW	kW	kW	kW	kW	kW	kW	kW	kW	kW	kW	kW	kW
-10	5.25	4.20	0.87	5.61	4.43	0.90	6.13	4.67	0.93	6.49	5.00	0.99	6.65	4.91	0.96	6.99	5.07	0.99	7.33	5.13	0.98
0	5.11	4.09	0.91	5.44	4.30	0.94	5.94	4.53	0.98	6.26	4.82	1.04	6.45	4.75	1.01	6.78	4.90	1.03	7.13	4.97	1.04
10	4.97	3.98	0.95	5.28	4.17	0.98	5.76	4.38	1.02	6.04	4.65	1.08	6.25	4.60	1.05	6.58	4.74	1.07	6.93	4.80	1.08
20	4.83	3.86	0.99	5.11	4.04	1.02	5.58	4.24	1.06	5.82	4.48	1.12	6.05	4.44	1.10	6.37	4.57	1.12	6.73	4.64	1.13
25	4.59	3.74	1.10	4.86	3.92	1.13	5.32	4.09	1.16	5.55	4.35	1.21	5.78	4.26	1.20	6.09	4.38	1.22	6.44	4.41	1.23
32	4.36	3.62	1.21	4.62	3.80	1.24	5.06	3.94	1.27	5.27	4.23	1.30	5.51	4.09	1.30	5.81	4.18	1.32	6.16	4.17	1.33
35	4.12	3.50	1.33	4.37	3.68	1.34	4.81	3.79	1.37	5.00	4.10	1.39	5.24	3.91	1.40	5.53	3.99	1.41	5.87	3.94	1.43
40	3.92	3.40	1.69	4.16	3.57	1.68	4.58	3.66	1.65	4.77	3.99	1.64	5.01	3.76	1.62	5.29	3.82	1.60	5.63	3.72	1.57
43	3.80	3.34	1.91	4.03	3.51	1.88	4.45	3.59	1.81	4.63	3.92	1.79	4.87	3.66	1.75	5.15	3.71	1.71	5.49	3.60	1.66
46	3.68	3.27	2.13	3.91	3.45	2.07	4.32	3.51	1.98	4.49	3.86	1.94	4.73	3.57	1.88	5.00	3.61	1.82	5.34	3.47	1.74

Heating

TC (Total Capacity), PI (Power Input)

Outdoor Temperature (°C, DB)	Indoor Temperature (°C, DB)											
	16		18		20		21		22		24	
	TC	PI	TC	PI	TC	PI	TC	PI	TC	PI	TC	PI
	kW	kW	kW	kW	kW	kW	kW	kW	kW	kW	kW	kW
-15	4.33	1.81	4.24	1.82	4.10	1.78	4.13	1.88	4.14	1.95	4.02	1.94
-10	5.03	1.89	4.93	1.93	4.80	1.95	4.79	1.99	4.77	2.02	4.65	2.05
-5	7.32	2.55	7.17	2.61	6.99	2.64	6.97	2.69	6.94	2.74	6.77	2.78
0	6.93	2.17	6.82	2.21	6.75	2.35	6.62	2.20	6.51	2.09	6.43	2.18
2	6.77	2.01	6.76	2.10	6.96	2.41	6.60	2.06	6.34	1.83	6.44	2.03
5	6.53	1.78	6.42	1.79	6.37	1.98	6.21	1.66	6.09	1.44	6.00	1.54
7	6.37	1.63	6.20	1.59	6.00	1.71	5.97	1.40	5.92	1.18	5.73	1.22
10	6.54	1.67	6.42	1.64	6.36	1.78	6.20	1.45	6.07	1.21	5.98	1.26
15	6.82	1.74	6.80	1.72	6.97	1.89	6.60	1.53	6.33	1.26	6.41	1.34
20	7.10	1.82	7.17	1.80	7.58	2.00	7.00	1.60	6.59	1.32	6.83	1.41
24	7.33	1.87	7.46	1.86	8.07	2.09	7.32	1.66	6.80	1.36	7.17	1.46

NOTE

- Specifications may be subject to change without prior notice.

1) Nominal cooling capacities are based on;
   - Indoor temperature: 27°C DB, 19°C WB
   - Outdoor temperature: 35°C DB, 24°C WB, Equivalent refrigerant piping: 5m, Level differences: 0 m
2) Nominal heating capacities are based on;
   - Indoor temperature: 20°C DB, 15°C WB
   - Outdoor temperature: 7°C DB, 6°C WB, Equivalent refrigerant piping: 5m, Level differences: 0 m
3) Sound pressure was acquired in an anechoic room. Thus actual noise level may be different depending on the installation conditions.
4) These products contain R410A or R32 which is fluorinated greenhouse gas.

3. Capacity Table

Wind-Free

AR24RXPXBWKNEU+AR24RXPXBWKXEU

Cooling

TC (Total Capacity), SHC (Sensible Heat Capacity), PI (Power Input)

Outdoor Temperature (°C, DB)	Indoor Temperature (°C, DB / WB)																				
	20 / 14			22 / 16			25 / 18			27 / 19			28 / 20			30 / 22			32 / 24		
	TC	SHC	PI	TC	SHC	PI	TC	SHC	PI	TC	SHC	PI	TC	SHC	PI	TC	SHC	PI	TC	SHC	PI
	kW	kW	kW	kW	kW	kW	kW	kW	kW	kW	kW	kW	kW	kW	kW	kW	kW	kW	kW	kW	kW
-10	6.12	4.90	1.52	6.53	5.16	1.59	7.14	5.44	1.64	7.56	5.82	1.75	7.74	5.72	1.69	8.14	5.90	1.73	8.54	5.98	1.73
0	6.17	4.94	1.48	6.57	5.19	1.54	7.18	5.47	1.60	7.56	5.82	1.70	7.79	5.74	1.66	8.19	5.92	1.69	8.61	6.00	1.70
10	6.23	4.98	1.45	6.61	5.22	1.50	7.22	5.49	1.56	7.57	5.83	1.65	7.83	5.76	1.61	8.24	5.93	1.65	8.68	6.02	1.65
20	6.28	5.02	1.41	6.65	5.26	1.46	7.26	5.52	1.52	7.57	5.83	1.60	7.88	5.77	1.57	8.28	5.95	1.61	8.75	6.04	1.62
25	5.97	4.87	1.56	6.33	5.10	1.60	6.92	5.32	1.65	7.21	5.66	1.72	7.52	5.54	1.70	7.92	5.69	1.73	8.38	5.73	1.75
32	5.66	4.71	1.71	6.00	4.94	1.75	6.58	5.13	1.79	6.86	5.50	1.83	7.17	5.32	1.83	7.55	5.44	1.86	8.01	5.42	1.88
35	5.36	4.55	1.86	5.68	4.78	1.89	6.25	4.93	1.92	6.50	5.33	1.95	6.81	5.09	1.96	7.19	5.19	1.98	7.64	5.12	2.01
40	5.14	4.45	2.50	5.45	4.68	2.48	6.01	4.80	2.43	6.25	5.23	2.42	6.56	4.92	2.38	6.93	5.00	2.35	7.38	4.88	2.31
43	5.00	4.40	2.89	5.31	4.62	2.83	5.86	4.72	2.74	6.09	5.17	2.70	6.41	4.82	2.64	6.78	4.89	2.57	7.23	4.74	2.50
46	4.87	4.34	3.27	5.18	4.56	3.19	5.72	4.64	3.04	5.94	5.11	2.98	6.26	4.73	2.89	6.63	4.78	2.80	7.07	4.60	2.68

Heating

TC (Total Capacity), PI (Power Input)

Outdoor Temperature (°C, DB)	Indoor Temperature (°C, DB)											
	16		18		20		21		22		24	
	TC	PI	TC	PI	TC	PI	TC	PI	TC	PI	TC	PI
	kW	kW	kW	kW	kW	kW	kW	kW	kW	kW	kW	kW
-15	5.02	2.13	4.98	2.19	4.98	2.25	4.87	2.27	4.79	2.29	4.77	2.35
-10	6.25	2.44	6.12	2.49	5.96	2.53	5.95	2.58	5.92	2.62	5.77	2.66
-5	9.03	3.51	8.85	3.58	8.62	3.63	8.60	3.70	8.56	3.76	8.35	3.82
0	8.54	2.98	8.41	3.01	8.33	3.23	8.17	2.91	8.03	2.69	7.93	2.81
2	8.35	2.77	8.34	2.85	8.59	3.31	8.14	2.69	7.82	2.26	7.94	2.53
5	8.05	2.45	7.92	2.41	7.85	2.72	7.66	2.08	7.51	1.61	7.41	1.75
7	7.86	2.24	7.65	2.12	7.40	2.35	7.36	1.68	7.30	1.18	7.07	1.24
10	8.07	2.30	7.90	2.18	7.78	2.42	7.63	1.73	7.49	1.21	7.35	1.27
15	8.41	2.40	8.33	2.28	8.42	2.55	8.07	1.81	7.81	1.26	7.82	1.34
20	8.76	2.50	8.76	2.38	9.06	2.67	8.52	1.89	8.13	1.32	8.29	1.40
24	9.04	2.57	9.10	2.46	9.58	2.77	8.88	1.96	8.39	1.36	8.66	1.46

NOTE

- Specifications may be subject to change without prior notice.

1) Nominal cooling capacities are based on;
   - Indoor temperature: 27°C DB, 19°C WB
   - Outdoor temperature: 35°C DB, 24°C WB, Equivalent refrigerant piping: 5m, Level differences: 0 m
2) Nominal heating capacities are based on;
   - Indoor temperature: 20°C DB, 15°C WB
   - Outdoor temperature: 7°C DB, 6°C WB, Equivalent refrigerant piping: 5m, Level differences: 0 m
3) Sound pressure was acquired in an anechoic room. Thus actual noise level may be different depending on the installation conditions.
4) These products contain R410A or R32 which is fluorinated greenhouse gas.

3. Capacity Table

Wind-Free

AR09RXWXCWKNEU+AR09RXWXCWKXEU

Cooling

TC (Total Capacity), SHC (Sensible Heat Capacity), PI (Power Input)

Outdoor Temperature (°C, DB)	Indoor Temperature (°C, DB / WB)																				
	20 / 14			22 / 16			25 / 18			27 / 19			28 / 20			30 / 22			32 / 24		
	TC	SHC	PI	TC	SHC	PI	TC	SHC	PI	TC	SHC	PI	TC	SHC	PI	TC	SHC	PI	TC	SHC	PI
	kW	kW	kW	kW	kW	kW	kW	kW	kW	kW	kW	kW	kW	kW	kW	kW	kW	kW	kW	kW	kW
-10	2.47	1.98	0.54	2.64	2.08	0.56	2.88	2.20	0.58	3.05	2.35	0.62	3.13	2.31	0.60	3.29	2.38	0.61	3.45	2.41	0.61
0	2.53	2.02	0.54	2.69	2.13	0.56	2.94	2.24	0.58	3.10	2.38	0.62	3.19	2.35	0.60	3.35	2.42	0.62	3.53	2.46	0.62
10	2.58	2.07	0.54	2.74	2.17	0.56	3.00	2.28	0.58	3.14	2.42	0.62	3.25	2.39	0.60	3.42	2.46	0.62	3.60	2.50	0.62
20	2.64	2.11	0.54	2.80	2.21	0.56	3.05	2.32	0.59	3.19	2.45	0.62	3.31	2.43	0.61	3.48	2.50	0.62	3.68	2.54	0.62
25	2.52	2.05	0.62	2.67	2.15	0.64	2.92	2.24	0.66	3.04	2.39	0.68	3.17	2.34	0.68	3.34	2.40	0.69	3.53	2.41	0.70
32	2.39	1.99	0.70	2.53	2.08	0.72	2.78	2.16	0.73	2.90	2.32	0.75	3.03	2.24	0.75	3.19	2.30	0.76	3.38	2.29	0.77
35	2.27	1.93	0.78	2.40	2.02	0.79	2.64	2.09	0.81	2.75	2.26	0.82	2.88	2.15	0.82	3.04	2.19	0.83	3.23	2.16	0.84
40	2.15	1.87	0.94	2.29	1.96	0.95	2.52	2.01	0.97	2.62	2.19	0.98	2.75	2.06	0.99	2.91	2.10	1.00	3.09	2.05	1.02
43	2.09	1.83	1.03	2.22	1.93	1.04	2.44	1.97	1.07	2.54	2.15	1.08	2.67	2.01	1.09	2.83	2.04	1.11	3.01	1.98	1.12
46	2.02	1.80	1.12	2.14	1.89	1.14	2.37	1.92	1.16	2.46	2.12	1.18	2.60	1.96	1.19	2.75	1.98	1.21	2.93	1.90	1.23

Heating

TC (Total Capacity), PI (Power Input)

Outdoor Temperature (°C, DB)	Indoor Temperature (°C, DB)											
	16		18		20		21		22		24	
	TC	PI	TC	PI	TC	PI	TC	PI	TC	PI	TC	PI
	kW	kW	kW	kW	kW	kW	kW	kW	kW	kW	kW	kW
-15	2.96	1.33	2.73	1.25	2.20	0.99	2.59	1.26	2.84	1.43	2.46	1.26
-10	2.64	1.05	2.58	1.07	2.52	1.08	2.51	1.10	2.50	1.12	2.44	1.14
-5	3.91	1.25	3.83	1.28	3.73	1.30	3.72	1.32	3.70	1.34	3.61	1.37
0	3.69	1.07	3.64	1.12	3.60	1.16	3.53	1.22	3.47	1.28	3.43	1.32
2	3.61	0.99	3.61	1.08	3.71	1.18	3.52	1.21	3.38	1.25	3.43	1.35
5	3.48	0.88	3.42	0.95	3.40	0.97	3.31	1.10	3.25	1.21	3.20	1.26
7	3.40	0.80	3.31	0.87	3.20	0.84	3.18	1.03	3.16	1.18	3.06	1.20
10	3.49	0.82	3.43	0.89	3.42	0.88	3.32	1.07	3.24	1.21	3.20	1.24
15	3.64	0.86	3.64	0.94	3.79	0.94	3.55	1.12	3.38	1.26	3.45	1.30
20	3.79	0.89	3.85	0.98	4.15	1.00	3.78	1.18	3.52	1.32	3.70	1.37
24	3.91	0.92	4.02	1.02	4.45	1.05	3.96	1.22	3.63	1.36	3.90	1.42

NOTE

- Specifications may be subject to change without prior notice.

1) Nominal cooling capacities are based on;
   - Indoor temperature: 27°C DB, 19°C WB
   - Outdoor temperature: 35°C DB, 24°C WB, Equivalent refrigerant piping: 5m, Level differences: 0 m
2) Nominal heating capacities are based on;
   - Indoor temperature: 20°C DB, 15°C WB
   - Outdoor temperature: 7°C DB, 6°C WB, Equivalent refrigerant piping: 5m, Level differences: 0 m
3) Sound pressure was acquired in an anechoic room. Thus actual noise level may be different depending on the installation conditions.
4) These products contain R410A or R32 which is fluorinated greenhouse gas.

3. Capacity Table

Wind-Free

AR12RXWXCWKNEU+AR12RXWXCWKXEU

Cooling

TC (Total Capacity), SHC (Sensible Heat Capacity), PI (Power Input)

Outdoor Temperature (°C, DB)	Indoor Temperature (°C, DB / WB)																				
	20 / 14			22 / 16			25 / 18			27 / 19			28 / 20			30 / 22			32 / 24		
	TC	SHC	PI	TC	SHC	PI	TC	SHC	PI	TC	SHC	PI	TC	SHC	PI	TC	SHC	PI	TC	SHC	PI
	kW	kW	kW	kW	kW	kW	kW	kW	kW	kW	kW	kW	kW	kW	kW	kW	kW	kW	kW	kW	kW
-10	3.12	2.49	0.86	3.33	2.63	0.89	3.63	2.77	0.92	3.85	2.96	0.98	3.94	2.91	0.95	4.15	3.01	0.97	4.35	3.04	0.97
0	3.17	2.54	0.87	3.38	2.67	0.90	3.69	2.81	0.93	3.89	2.99	0.99	4.00	2.95	0.97	4.21	3.04	0.99	4.43	3.08	0.99
10	3.23	2.59	0.88	3.43	2.71	0.91	3.75	2.85	0.94	3.93	3.03	1.00	4.07	2.99	0.98	4.28	3.08	1.00	4.51	3.12	1.00
20	3.29	2.63	0.89	3.48	2.75	0.92	3.81	2.89	0.95	3.97	3.06	1.01	4.13	3.03	0.99	4.34	3.12	1.01	4.59	3.17	1.02
25	3.16	2.57	0.98	3.34	2.69	1.01	3.66	2.81	1.04	3.81	2.99	1.08	3.97	2.93	1.07	4.19	3.01	1.09	4.43	3.03	1.10
32	3.02	2.51	1.07	3.20	2.63	1.09	3.51	2.73	1.12	3.66	2.93	1.15	3.82	2.83	1.15	4.03	2.90	1.16	4.27	2.89	1.18
35	2.88	2.45	1.16	3.06	2.57	1.18	3.36	2.66	1.20	3.50	2.87	1.22	3.67	2.74	1.23	3.87	2.79	1.24	4.11	2.76	1.26
40	2.49	2.15	1.22	2.64	2.26	1.22	2.91	2.32	1.20	3.03	2.53	1.20	3.18	2.38	1.19	3.36	2.42	1.18	3.58	2.37	1.17
43	2.26	1.98	1.26	2.39	2.08	1.24	2.64	2.12	1.20	2.75	2.32	1.19	2.89	2.17	1.17	3.05	2.20	1.14	3.25	2.14	1.11
46	2.02	1.80	1.29	2.15	1.89	1.26	2.37	1.93	1.20	2.46	2.12	1.18	2.60	1.96	1.14	2.75	1.98	1.11	2.93	1.91	1.06

Heating

TC (Total Capacity), PI (Power Input)

Outdoor Temperature (°C, DB)	Indoor Temperature (°C, DB)											
	16		18		20		21		22		24	
	TC	PI	TC	PI	TC	PI	TC	PI	TC	PI	TC	PI
	kW	kW	kW	kW	kW	kW	kW	kW	kW	kW	kW	kW
-15	2.96	1.33	2.73	1.25	2.20	0.99	2.59	1.26	2.84	1.43	2.46	1.26
-10	2.64	1.05	2.58	1.07	2.52	1.08	2.51	1.10	2.50	1.12	2.44	1.14
-5	4.27	1.42	4.18	1.45	4.08	1.47	4.07	1.50	4.05	1.52	3.95	1.54
0	4.04	1.20	3.98	1.26	3.94	1.31	3.86	1.34	3.80	1.38	3.75	1.43
2	3.95	1.12	3.95	1.21	4.06	1.34	3.85	1.32	3.70	1.32	3.76	1.43
5	3.81	0.99	3.75	1.06	3.71	1.10	3.62	1.17	3.55	1.24	3.50	1.29
7	3.72	0.91	3.62	0.96	3.50	0.94	3.48	1.08	3.45	1.18	3.34	1.20
10	3.82	0.93	3.73	0.98	3.67	0.97	3.60	1.11	3.54	1.21	3.47	1.23
15	3.98	0.97	3.93	1.02	3.94	1.00	3.80	1.15	3.69	1.26	3.68	1.28
20	4.14	1.01	4.12	1.06	4.22	1.03	4.01	1.19	3.85	1.32	3.89	1.32
24	4.27	1.04	4.28	1.09	4.45	1.05	4.17	1.23	3.97	1.36	4.05	1.36

NOTE

- Specifications may be subject to change without prior notice.

1) Nominal cooling capacities are based on;
   - Indoor temperature: 27°C DB, 19°C WB
   - Outdoor temperature: 35°C DB, 24°C WB, Equivalent refrigerant piping: 5m, Level differences: 0 m
2) Nominal heating capacities are based on;
   - Indoor temperature: 20°C DB, 15°C WB
   - Outdoor temperature: 7°C DB, 6°C WB, Equivalent refrigerant piping: 5m, Level differences: 0 m
3) Sound pressure was acquired in an anechoic room. Thus actual noise level may be different depending on the installation conditions.
4) These products contain R410A or R32 which is fluorinated greenhouse gas.

3. Capacity Table

Wind-Free

AR18RXWXCWKNEU+AR18RXWXCWKXEU

Cooling

TC (Total Capacity), SHC (Sensible Heat Capacity), PI (Power Input)

Outdoor Temperature (°C, DB)	Indoor Temperature (°C, DB / WB)																				
	20 / 14			22 / 16			25 / 18			27 / 19			28 / 20			30 / 22			32 / 24		
	TC	SHC	PI	TC	SHC	PI	TC	SHC	PI	TC	SHC	PI	TC	SHC	PI	TC	SHC	PI	TC	SHC	PI
	kW	kW	kW	kW	kW	kW	kW	kW	kW	kW	kW	kW	kW	kW	kW	kW	kW	kW	kW	kW	kW
-10	5.25	4.20	0.87	5.61	4.43	0.90	6.13	4.67	0.93	6.49	5.00	0.99	6.65	4.91	0.96	6.99	5.07	0.99	7.33	5.13	0.98
0	5.11	4.09	0.91	5.44	4.30	0.94	5.94	4.53	0.98	6.26	4.82	1.04	6.45	4.75	1.01	6.78	4.90	1.03	7.13	4.97	1.04
10	4.97	3.98	0.95	5.28	4.17	0.98	5.76	4.38	1.02	6.04	4.65	1.08	6.25	4.60	1.05	6.58	4.74	1.07	6.93	4.80	1.08
20	4.83	3.86	0.99	5.11	4.04	1.02	5.58	4.24	1.06	5.82	4.48	1.12	6.05	4.44	1.10	6.37	4.57	1.12	6.73	4.64	1.13
25	4.59	3.74	1.10	4.86	3.92	1.13	5.32	4.09	1.16	5.55	4.35	1.21	5.78	4.26	1.20	6.09	4.38	1.22	6.44	4.41	1.23
32	4.36	3.62	1.21	4.62	3.80	1.24	5.06	3.94	1.27	5.27	4.23	1.30	5.51	4.09	1.30	5.81	4.18	1.32	6.16	4.17	1.33
35	4.12	3.50	1.33	4.37	3.68	1.34	4.81	3.79	1.37	5.00	4.10	1.39	5.24	3.91	1.40	5.53	3.99	1.41	5.87	3.94	1.43
40	3.92	3.40	1.69	4.16	3.57	1.68	4.58	3.66	1.65	4.77	3.99	1.64	5.01	3.76	1.62	5.29	3.82	1.60	5.63	3.72	1.57
43	3.80	3.34	1.91	4.03	3.51	1.88	4.45	3.59	1.81	4.63	3.92	1.79	4.87	3.66	1.75	5.15	3.71	1.71	5.49	3.60	1.66
46	3.68	3.27	2.13	3.91	3.45	2.07	4.32	3.51	1.98	4.49	3.86	1.94	4.73	3.57	1.88	5.00	3.61	1.82	5.34	3.47	1.74

Heating

TC (Total Capacity), PI (Power Input)

Outdoor Temperature (°C, DB)	Indoor Temperature (°C, DB)											
	16		18		20		21		22		24	
	TC	PI	TC	PI	TC	PI	TC	PI	TC	PI	TC	PI
	kW	kW	kW	kW	kW	kW	kW	kW	kW	kW	kW	kW
-15	4.33	1.81	4.24	1.82	4.10	1.78	4.13	1.88	4.14	1.95	4.02	1.94
-10	5.03	1.89	4.93	1.93	4.80	1.95	4.79	1.99	4.77	2.02	4.65	2.05
-5	7.32	2.55	7.17	2.61	6.99	2.64	6.97	2.69	6.94	2.74	6.77	2.78
0	6.93	2.17	6.82	2.21	6.75	2.35	6.62	2.20	6.51	2.09	6.43	2.18
2	6.77	2.01	6.76	2.10	6.96	2.41	6.60	2.06	6.34	1.83	6.44	2.03
5	6.53	1.78	6.42	1.79	6.37	1.98	6.21	1.66	6.09	1.44	6.00	1.54
7	6.37	1.63	6.20	1.59	6.00	1.71	5.97	1.40	5.92	1.18	5.73	1.22
10	6.54	1.67	6.42	1.64	6.36	1.78	6.20	1.45	6.07	1.21	5.98	1.26
15	6.82	1.74	6.80	1.72	6.97	1.89	6.60	1.53	6.33	1.26	6.41	1.34
20	7.10	1.82	7.17	1.80	7.58	2.00	7.00	1.60	6.59	1.32	6.83	1.41
24	7.33	1.87	7.46	1.86	8.07	2.09	7.32	1.66	6.80	1.36	7.17	1.46

NOTE

- Specifications may be subject to change without prior notice.

1) Nominal cooling capacities are based on;
   - Indoor temperature: 27°C DB, 19°C WB
   - Outdoor temperature: 35°C DB, 24°C WB, Equivalent refrigerant piping: 5m, Level differences: 0 m
2) Nominal heating capacities are based on;
   - Indoor temperature: 20°C DB, 15°C WB
   - Outdoor temperature: 7°C DB, 6°C WB, Equivalent refrigerant piping: 5m, Level differences: 0 m
3) Sound pressure was acquired in an anechoic room. Thus actual noise level may be different depending on the installation conditions.
4) These products contain R410A or R32 which is fluorinated greenhouse gas.

3. Capacity Table

Wind-Free

AR24RXWXCWKNEU+AR24RXWXCWKXEU

Cooling

TC (Total Capacity), SHC (Sensible Heat Capacity), PI (Power Input)

Outdoor Temperature (°C, DB)	Indoor Temperature (°C, DB / WB)																				
	20 / 14			22 / 16			25 / 18			27 / 19			28 / 20			30 / 22			32 / 24		
	TC	SHC	PI	TC	SHC	PI	TC	SHC	PI	TC	SHC	PI	TC	SHC	PI	TC	SHC	PI	TC	SHC	PI
	kW	kW	kW	kW	kW	kW	kW	kW	kW	kW	kW	kW	kW	kW	kW	kW	kW	kW	kW	kW	kW
-10	6.12	4.90	1.52	6.53	5.16	1.59	7.14	5.44	1.64	7.56	5.82	1.75	7.74	5.72	1.69	8.14	5.90	1.73	8.54	5.98	1.73
0	6.17	4.94	1.48	6.57	5.19	1.54	7.18	5.47	1.60	7.56	5.82	1.70	7.79	5.74	1.66	8.19	5.92	1.69	8.61	6.00	1.70
10	6.23	4.98	1.45	6.61	5.22	1.50	7.22	5.49	1.56	7.57	5.83	1.65	7.83	5.76	1.61	8.24	5.93	1.65	8.68	6.02	1.65
20	6.28	5.02	1.41	6.65	5.26	1.46	7.26	5.52	1.52	7.57	5.83	1.60	7.88	5.77	1.57	8.28	5.95	1.61	8.75	6.04	1.62
25	5.97	4.87	1.56	6.33	5.10	1.60	6.92	5.32	1.65	7.21	5.66	1.72	7.52	5.54	1.70	7.92	5.69	1.73	8.38	5.73	1.75
32	5.66	4.71	1.71	6.00	4.94	1.75	6.58	5.13	1.79	6.86	5.50	1.83	7.17	5.32	1.83	7.55	5.44	1.86	8.01	5.42	1.88
35	5.36	4.55	1.86	5.68	4.78	1.89	6.25	4.93	1.92	6.50	5.33	1.95	6.81	5.09	1.96	7.19	5.19	1.98	7.64	5.12	2.01
40	5.14	4.45	2.50	5.45	4.68	2.48	6.01	4.80	2.43	6.25	5.23	2.42	6.56	4.92	2.38	6.93	5.00	2.35	7.38	4.88	2.31
43	5.00	4.40	2.89	5.31	4.62	2.83	5.86	4.72	2.74	6.09	5.17	2.70	6.41	4.82	2.64	6.78	4.89	2.57	7.23	4.74	2.50
46	4.87	4.34	3.27	5.18	4.56	3.19	5.72	4.64	3.04	5.94	5.11	2.98	6.26	4.73	2.89	6.63	4.78	2.80	7.07	4.60	2.68

Heating

TC (Total Capacity), PI (Power Input)

Outdoor Temperature (°C, DB)	Indoor Temperature (°C, DB)											
	16		18		20		21		22		24	
	TC	PI	TC	PI	TC	PI	TC	PI	TC	PI	TC	PI
	kW	kW	kW	kW	kW	kW	kW	kW	kW	kW	kW	kW
-15	5.02	2.13	4.98	2.19	4.98	2.25	4.87	2.27	4.79	2.29	4.77	2.35
-10	6.25	2.44	6.12	2.49	5.96	2.53	5.95	2.58	5.92	2.62	5.77	2.66
-5	9.03	3.51	8.85	3.58	8.62	3.63	8.60	3.70	8.56	3.76	8.35	3.82
0	8.54	2.98	8.41	3.01	8.33	3.23	8.17	2.91	8.03	2.69	7.93	2.81
2	8.35	2.77	8.34	2.85	8.59	3.31	8.14	2.69	7.82	2.26	7.94	2.53
5	8.05	2.45	7.92	2.41	7.85	2.72	7.66	2.08	7.51	1.61	7.41	1.75
7	7.86	2.24	7.65	2.12	7.40	2.35	7.36	1.68	7.30	1.18	7.07	1.24
10	8.07	2.30	7.90	2.18	7.78	2.42	7.63	1.73	7.49	1.21	7.35	1.27
15	8.41	2.40	8.33	2.28	8.42	2.55	8.07	1.81	7.81	1.26	7.82	1.34
20	8.76	2.50	8.76	2.38	9.06	2.67	8.52	1.89	8.13	1.32	8.29	1.40
24	9.04	2.57	9.10	2.46	9.58	2.77	8.88	1.96	8.39	1.36	8.66	1.46

NOTE

- Specifications may be subject to change without prior notice.

1) Nominal cooling capacities are based on;
   - Indoor temperature: 27°C DB, 19°C WB
   - Outdoor temperature: 35°C DB, 24°C WB, Equivalent refrigerant piping: 5m, Level differences: 0 m
2) Nominal heating capacities are based on;
   - Indoor temperature: 20°C DB, 15°C WB
   - Outdoor temperature: 7°C DB, 6°C WB, Equivalent refrigerant piping: 5m, Level differences: 0 m
3) Sound pressure was acquired in an anechoic room. Thus actual noise level may be different depending on the installation conditions.
4) These products contain R410A or R32 which is fluorinated greenhouse gas.

3. Capacity Table

New Triangle

AR09RXWSAURNEU+AR09RXWSAURXEU

Cooling

TC (Total Capacity), SHC (Sensible Heat Capacity), PI (Power Input)

Outdoor Temperature (°C, DB)	Indoor Temperature (°C, DB / WB)																				
	20 / 14			22 / 16			25 / 18			27 / 19			28 / 20			30 / 22			32 / 24		
	TC	SHC	PI	TC	SHC	PI	TC	SHC	PI	TC	SHC	PI	TC	SHC	PI	TC	SHC	PI	TC	SHC	PI
	kW	kW	kW	kW	kW	kW	kW	kW	kW	kW	kW	kW	kW	kW	kW	kW	kW	kW	kW	kW	kW
-10	2.47	1.98	0.54	2.64	2.08	0.56	2.88	2.20	0.58	3.05	2.35	0.62	3.13	2.31	0.60	3.29	2.38	0.61	3.45	2.41	0.61
0	2.53	2.02	0.54	2.69	2.13	0.56	2.94	2.24	0.58	3.10	2.38	0.62	3.19	2.35	0.60	3.35	2.42	0.62	3.53	2.46	0.62
10	2.58	2.07	0.54	2.74	2.17	0.56	3.00	2.28	0.58	3.14	2.42	0.62	3.25	2.39	0.60	3.42	2.46	0.62	3.60	2.50	0.62
20	2.64	2.11	0.54	2.80	2.21	0.56	3.05	2.32	0.59	3.19	2.45	0.62	3.31	2.43	0.61	3.48	2.50	0.62	3.68	2.54	0.62
25	2.52	2.05	0.62	2.67	2.15	0.64	2.92	2.24	0.66	3.04	2.39	0.68	3.17	2.34	0.68	3.34	2.40	0.69	3.53	2.41	0.70
32	2.39	1.99	0.70	2.53	2.08	0.72	2.78	2.16	0.73	2.90	2.32	0.75	3.03	2.24	0.75	3.19	2.30	0.76	3.38	2.29	0.77
35	2.27	1.93	0.78	2.40	2.02	0.79	2.64	2.09	0.81	2.75	2.26	0.82	2.88	2.15	0.82	3.04	2.19	0.83	3.23	2.16	0.84
40	2.15	1.87	0.94	2.29	1.96	0.95	2.52	2.01	0.97	2.62	2.19	0.98	2.75	2.06	0.99	2.91	2.10	1.00	3.09	2.05	1.02
43	2.09	1.83	1.03	2.22	1.93	1.04	2.44	1.97	1.07	2.54	2.15	1.08	2.67	2.01	1.09	2.83	2.04	1.11	3.01	1.98	1.12
46	2.02	1.80	1.12	2.14	1.89	1.14	2.37	1.92	1.16	2.46	2.12	1.18	2.60	1.96	1.19	2.75	1.98	1.21	2.93	1.90	1.23

Heating

TC (Total Capacity), PI (Power Input)

Outdoor Temperature (°C, DB)	Indoor Temperature (°C, DB)											
	16		18		20		21		22		24	
	TC	PI	TC	PI	TC	PI	TC	PI	TC	PI	TC	PI
	kW	kW	kW	kW	kW	kW	kW	kW	kW	kW	kW	kW
-15	2.96	1.33	2.73	1.25	2.20	0.99	2.59	1.26	2.84	1.43	2.46	1.26
-10	2.64	1.05	2.58	1.07	2.52	1.08	2.51	1.10	2.50	1.12	2.44	1.14
-5	3.91	1.25	3.83	1.28	3.73	1.30	3.72	1.32	3.70	1.34	3.61	1.37
0	3.69	1.07	3.64	1.12	3.60	1.16	3.53	1.22	3.47	1.28	3.43	1.32
2	3.61	0.99	3.61	1.08	3.71	1.18	3.52	1.21	3.38	1.25	3.43	1.35
5	3.48	0.88	3.42	0.95	3.40	0.97	3.31	1.10	3.25	1.21	3.20	1.26
7	3.40	0.80	3.31	0.87	3.20	0.84	3.18	1.03	3.16	1.18	3.06	1.20
10	3.49	0.82	3.43	0.89	3.42	0.88	3.32	1.07	3.24	1.21	3.20	1.24
15	3.64	0.86	3.64	0.94	3.79	0.94	3.55	1.12	3.38	1.26	3.45	1.30
20	3.79	0.89	3.85	0.98	4.15	1.00	3.78	1.18	3.52	1.32	3.70	1.37
24	3.91	0.92	4.02	1.02	4.45	1.05	3.96	1.22	3.63	1.36	3.90	1.42

NOTE

- Specifications may be subject to change without prior notice.

1) Nominal cooling capacities are based on;
   - Indoor temperature: 27°C DB, 19°C WB
   - Outdoor temperature: 35°C DB, 24°C WB, Equivalent refrigerant piping: 5m, Level differences: 0 m
2) Nominal heating capacities are based on;
   - Indoor temperature: 20°C DB, 15°C WB
   - Outdoor temperature: 7°C DB, 6°C WB, Equivalent refrigerant piping: 5m, Level differences: 0 m
3) Sound pressure was acquired in an anechoic room. Thus actual noise level may be different depending on the installation conditions.
4) These products contain R410A or R32 which is fluorinated greenhouse gas.

3. Capacity Table

New Triangle

AR12RXWSAURNEU+AR12RXWSAURXEU

Cooling

TC (Total Capacity), SHC (Sensible Heat Capacity), PI (Power Input)

Outdoor Temperature (°C, DB)	Indoor Temperature (°C, DB / WB)																				
	20 / 14			22 / 16			25 / 18			27 / 19			28 / 20			30 / 22			32 / 24		
	TC	SHC	PI	TC	SHC	PI	TC	SHC	PI	TC	SHC	PI	TC	SHC	PI	TC	SHC	PI	TC	SHC	PI
	kW	kW	kW	kW	kW	kW	kW	kW	kW	kW	kW	kW	kW	kW	kW	kW	kW	kW	kW	kW	kW
-10	3.12	2.49	0.86	3.33	2.63	0.89	3.63	2.77	0.92	3.85	2.96	0.98	3.94	2.91	0.95	4.15	3.01	0.97	4.35	3.04	0.97
0	3.17	2.54	0.87	3.38	2.67	0.90	3.69	2.81	0.93	3.89	2.99	0.99	4.00	2.95	0.97	4.21	3.04	0.99	4.43	3.08	0.99
10	3.23	2.59	0.88	3.43	2.71	0.91	3.75	2.85	0.94	3.93	3.03	1.00	4.07	2.99	0.98	4.28	3.08	1.00	4.51	3.12	1.00
20	3.29	2.63	0.89	3.48	2.75	0.92	3.81	2.89	0.95	3.97	3.06	1.01	4.13	3.03	0.99	4.34	3.12	1.01	4.59	3.17	1.02
25	3.16	2.57	0.98	3.34	2.69	1.01	3.66	2.81	1.04	3.81	2.99	1.08	3.97	2.93	1.07	4.19	3.01	1.09	4.43	3.03	1.10
32	3.02	2.51	1.07	3.20	2.63	1.09	3.51	2.73	1.12	3.66	2.93	1.15	3.82	2.83	1.15	4.03	2.90	1.16	4.27	2.89	1.18
35	2.88	2.45	1.16	3.06	2.57	1.18	3.36	2.66	1.20	3.50	2.87	1.22	3.67	2.74	1.23	3.87	2.79	1.24	4.11	2.76	1.26
40	2.49	2.15	1.22	2.64	2.26	1.22	2.91	2.32	1.20	3.03	2.53	1.20	3.18	2.38	1.19	3.36	2.42	1.18	3.58	2.37	1.17
43	2.26	1.98	1.26	2.39	2.08	1.24	2.64	2.12	1.20	2.75	2.32	1.19	2.89	2.17	1.17	3.05	2.20	1.14	3.25	2.14	1.11
46	2.02	1.80	1.29	2.15	1.89	1.26	2.37	1.93	1.20	2.46	2.12	1.18	2.60	1.96	1.14	2.75	1.98	1.11	2.93	1.91	1.06

Heating

TC (Total Capacity), PI (Power Input)

Outdoor Temperature (°C, DB)	Indoor Temperature (°C, DB)											
	16		18		20		21		22		24	
	TC	PI	TC	PI	TC	PI	TC	PI	TC	PI	TC	PI
	kW	kW	kW	kW	kW	kW	kW	kW	kW	kW	kW	kW
-15	2.96	1.33	2.73	1.25	2.20	0.99	2.59	1.26	2.84	1.43	2.46	1.26
-10	2.64	1.05	2.58	1.07	2.52	1.08	2.51	1.10	2.50	1.12	2.44	1.14
-5	4.27	1.42	4.18	1.45	4.08	1.47	4.07	1.50	4.05	1.52	3.95	1.54
0	4.04	1.20	3.98	1.26	3.94	1.31	3.86	1.34	3.80	1.38	3.75	1.43
2	3.95	1.12	3.95	1.21	4.06	1.34	3.85	1.32	3.70	1.32	3.76	1.43
5	3.81	0.99	3.75	1.06	3.71	1.10	3.62	1.17	3.55	1.24	3.50	1.29
7	3.72	0.91	3.62	0.96	3.50	0.94	3.48	1.08	3.45	1.18	3.34	1.20
10	3.82	0.93	3.73	0.98	3.67	0.97	3.60	1.11	3.54	1.21	3.47	1.23
15	3.98	0.97	3.93	1.02	3.94	1.00	3.80	1.15	3.69	1.26	3.68	1.28
20	4.14	1.01	4.12	1.06	4.22	1.03	4.01	1.19	3.85	1.32	3.89	1.32
24	4.27	1.04	4.28	1.09	4.45	1.05	4.17	1.23	3.97	1.36	4.05	1.36

NOTE

- Specifications may be subject to change without prior notice.

1) Nominal cooling capacities are based on;
   - Indoor temperature: 27°C DB, 19°C WB
   - Outdoor temperature: 35°C DB, 24°C WB, Equivalent refrigerant piping: 5m, Level differences: 0 m
2) Nominal heating capacities are based on;
   - Indoor temperature: 20°C DB, 15°C WB
   - Outdoor temperature: 7°C DB, 6°C WB, Equivalent refrigerant piping: 5m, Level differences: 0 m
3) Sound pressure was acquired in an anechoic room. Thus actual noise level may be different depending on the installation conditions.
4) These products contain R410A or R32 which is fluorinated greenhouse gas.

3. Capacity Table

New Boracay

AR09NXFHBWKNEU+AR09NXFHBWKXEU

Cooling

TC (Total Capacity), SHC (Sensible Heat Capacity), PI (Power Input)

Outdoor Temperature (°C, DB)	Indoor Temperature (°C, DB / WB)																				
	20 / 14			22 / 16			25 / 18			27 / 19			28 / 20			30 / 22			32 / 24		
	TC	SHC	PI	TC	SHC	PI	TC	SHC	PI	TC	SHC	PI	TC	SHC	PI	TC	SHC	PI	TC	SHC	PI
	kW	kW	kW	kW	kW	kW	kW	kW	kW	kW	kW	kW	kW	kW	kW	kW	kW	kW	kW	kW	kW
-10	2.56	2.25	0.46	2.61	2.28	0.48	2.86	2.34	0.50	2.74	2.33	0.53	3.12	2.41	0.51	3.29	2.46	0.53	3.63	2.54	0.52
0	2.64	2.28	0.47	2.69	2.31	0.49	2.95	2.39	0.51	2.85	2.38	0.54	3.21	2.46	0.52	3.39	2.51	0.54	3.73	2.60	0.54
10	2.71	2.31	0.48	2.78	2.34	0.50	3.04	2.43	0.51	2.95	2.43	0.54	3.31	2.51	0.53	3.49	2.56	0.54	3.82	2.65	0.54
20	2.78	2.34	0.48	2.86	2.38	0.50	3.13	2.47	0.52	3.06	2.48	0.55	3.41	2.56	0.54	3.59	2.62	0.55	3.92	2.71	0.56
25	2.66	2.21	0.59	2.71	2.24	0.58	2.98	2.32	0.60	2.87	2.30	0.57	3.24	2.41	0.61	3.42	2.47	0.62	3.76	2.57	0.66
32	2.53	2.09	0.69	2.57	2.10	0.66	2.82	2.18	0.67	2.69	2.13	0.58	3.08	2.26	0.68	3.25	2.32	0.69	3.59	2.43	0.75
35	2.40	1.97	0.79	2.42	1.96	0.74	2.67	2.04	0.74	2.50	1.95	0.60	2.91	2.11	0.75	3.07	2.17	0.76	3.43	2.30	0.85
40	2.36	1.91	0.87	2.38	1.90	0.81	2.62	1.98	0.82	2.45	1.89	0.66	2.86	2.05	0.84	3.02	2.10	0.85	3.37	2.23	0.96
43	2.33	1.88	0.91	2.35	1.87	0.85	2.59	1.94	0.87	2.43	1.86	0.70	2.83	2.01	0.89	2.98	2.06	0.90	3.33	2.18	1.02
46	2.30	1.84	0.96	2.33	1.84	0.89	2.56	1.90	0.92	2.40	1.82	0.74	2.79	1.97	0.94	2.95	2.02	0.96	3.29	2.14	1.08

Heating

TC (Total Capacity), PI (Power Input)

Outdoor Temperature (°C, DB)	Indoor Temperature (°C, DB)											
	16		18		20		21		22		24	
	TC	PI	TC	PI	TC	PI	TC	PI	TC	PI	TC	PI
	kW	kW	kW	kW	kW	kW	kW	kW	kW	kW	kW	kW
-15	2.53	1.30	2.46	1.25	2.33	1.08	2.39	1.27	2.43	1.40	2.33	1.29
-10	2.67	1.10	2.62	1.12	2.55	1.14	2.54	1.16	2.53	1.18	2.47	1.20
-5	2.92	1.05	2.86	1.07	2.79	1.08	2.78	1.10	2.77	1.12	2.70	1.14
0	3.34	1.09	3.18	1.07	2.88	1.00	3.04	1.09	3.13	1.15	2.90	1.10
2	3.50	1.11	3.26	1.08	2.78	0.99	3.09	1.09	3.28	1.16	2.91	1.10
5	3.75	1.13	3.51	1.07	3.04	0.90	3.32	1.06	3.49	1.17	3.14	1.06
7	3.92	1.15	3.67	1.07	3.20	0.85	3.48	1.05	3.64	1.18	3.28	1.03
10	4.02	1.18	3.81	1.10	3.41	0.88	3.62	1.08	3.74	1.21	3.43	1.06
15	4.20	1.23	4.03	1.15	3.77	0.92	3.86	1.13	3.90	1.26	3.68	1.11
20	4.37	1.28	4.26	1.19	4.13	0.96	4.10	1.17	4.06	1.32	3.94	1.16
24	4.51	1.32	4.44	1.23	4.42	0.99	4.29	1.21	4.19	1.36	4.14	1.19

NOTE

- Specifications may be subject to change without prior notice.

1) Nominal cooling capacities are based on;
   - Indoor temperature: 27°C DB, 19°C WB
   - Outdoor temperature: 35°C DB, 24°C WB, Equivalent refrigerant piping: 5m, Level differences: 0 m
2) Nominal heating capacities are based on;
   - Indoor temperature: 20°C DB, 15°C WB
   - Outdoor temperature: 7°C DB, 6°C WB, Equivalent refrigerant piping: 5m, Level differences: 0 m
3) Sound pressure was acquired in an anechoic room. Thus actual noise level may be different depending on the installation conditions.
4) These products contain R410A or R32 which is fluorinated greenhouse gas.

3. Capacity Table

New Boracay

AR12NXFHBWKNEU+AR12NXFHBWKXEU

Cooling

TC (Total Capacity), SHC (Sensible Heat Capacity), PI (Power Input)

Outdoor Temperature (°C, DB)	Indoor Temperature (°C, DB / WB)																				
	20 / 14			22 / 16			25 / 18			27 / 19			28 / 20			30 / 22			32 / 24		
	TC	SHC	PI	TC	SHC	PI	TC	SHC	PI	TC	SHC	PI	TC	SHC	PI	TC	SHC	PI	TC	SHC	PI
	kW	kW	kW	kW	kW	kW	kW	kW	kW	kW	kW	kW	kW	kW	kW	kW	kW	kW	kW	kW	kW
-10	3.31	2.91	0.83	3.50	3.05	0.86	3.84	3.15	0.89	3.97	3.37	0.95	4.18	3.25	0.92	4.41	3.31	0.94	4.69	3.28	0.94
0	3.33	2.89	0.84	3.53	3.02	0.87	3.86	3.13	0.91	4.01	3.35	0.96	4.20	3.23	0.94	4.43	3.30	0.96	4.70	3.27	0.96
10	3.36	2.87	0.85	3.55	3.00	0.89	3.89	3.11	0.92	4.04	3.33	0.97	4.22	3.21	0.95	4.45	3.28	0.97	4.71	3.26	0.97
20	3.38	2.84	0.86	3.58	2.98	0.90	3.91	3.08	0.93	4.08	3.30	0.98	4.24	3.19	0.96	4.46	3.27	0.99	4.72	3.25	0.99
25	3.38	2.81	1.09	3.52	2.90	1.08	3.85	3.01	1.11	3.89	3.11	1.05	4.19	3.11	1.14	4.41	3.19	1.16	4.74	3.24	1.22
32	3.37	2.78	1.33	3.46	2.82	1.26	3.79	2.93	1.29	3.69	2.92	1.11	4.13	3.04	1.31	4.35	3.11	1.32	4.77	3.22	1.45
35	3.36	2.76	1.56	3.39	2.75	1.45	3.73	2.85	1.46	3.50	2.73	1.18	4.07	2.96	1.48	4.30	3.03	1.49	4.79	3.21	1.68
40	3.15	2.55	1.71	3.18	2.54	1.59	3.51	2.65	1.62	3.28	2.53	1.30	3.84	2.76	1.65	4.06	2.83	1.67	4.55	3.01	1.88
43	3.02	2.43	1.79	3.05	2.42	1.67	3.38	2.53	1.71	3.14	2.41	1.38	3.71	2.64	1.75	3.92	2.71	1.77	4.41	2.89	2.01
46	2.89	2.31	1.88	2.92	2.30	1.76	3.24	2.41	1.80	3.01	2.29	1.45	3.57	2.52	1.85	3.78	2.59	1.88	4.26	2.77	2.13

Heating

TC (Total Capacity), PI (Power Input)

Outdoor Temperature (°C, DB)	Indoor Temperature (°C, DB)											
	16		18		20		21		22		24	
	TC	PI	TC	PI	TC	PI	TC	PI	TC	PI	TC	PI
	kW	kW	kW	kW	kW	kW	kW	kW	kW	kW	kW	kW
-15	2.72	1.28	2.65	1.23	2.54	1.05	2.59	1.25	2.61	1.38	2.52	1.26
-10	2.91	1.07	2.85	1.09	2.78	1.10	2.77	1.13	2.76	1.14	2.69	1.16
-5	3.18	1.02	3.12	1.04	3.04	1.05	3.03	1.07	3.02	1.09	2.94	1.11
0	3.64	1.10	3.47	1.07	3.14	0.99	3.32	1.07	3.42	1.13	3.17	1.07
2	3.83	1.13	3.56	1.08	3.03	0.96	3.37	1.07	3.58	1.14	3.18	1.05
5	4.10	1.18	3.84	1.11	3.32	0.92	3.63	1.07	3.82	1.16	3.43	1.04
7	4.29	1.22	4.02	1.12	3.50	0.90	3.80	1.07	3.98	1.18	3.59	1.02
10	4.49	1.25	4.23	1.15	3.73	0.93	4.01	1.10	4.17	1.21	3.79	1.05
15	4.83	1.30	4.58	1.20	4.13	0.97	4.36	1.15	4.49	1.26	4.13	1.10
20	5.17	1.36	4.93	1.25	4.52	1.02	4.70	1.20	4.80	1.32	4.48	1.15
24	5.45	1.40	5.21	1.29	4.83	1.05	4.98	1.24	5.06	1.36	4.75	1.18

NOTE

- Specifications may be subject to change without prior notice.

1) Nominal cooling capacities are based on;
   - Indoor temperature: 27°C DB, 19°C WB
   - Outdoor temperature: 35°C DB, 24°C WB, Equivalent refrigerant piping: 5m, Level differences: 0 m
2) Nominal heating capacities are based on;
   - Indoor temperature: 20°C DB, 15°C WB
   - Outdoor temperature: 7°C DB, 6°C WB, Equivalent refrigerant piping: 5m, Level differences: 0 m
3) Sound pressure was acquired in an anechoic room. Thus actual noise level may be different depending on the installation conditions.
4) These products contain R410A or R32 which is fluorinated greenhouse gas.

3. Capacity Table

New Boracay

AR18RXFHBWKNEU+AR18RXFHBWKXEU

Cooling

TC (Total Capacity), SHC (Sensible Heat Capacity), PI (Power Input)

Outdoor Temperature (°C, DB)	Indoor Temperature (°C, DB / WB)																				
	20 / 14			22 / 16			25 / 18			27 / 19			28 / 20			30 / 22			32 / 24		
	TC	SHC	PI	TC	SHC	PI	TC	SHC	PI	TC	SHC	PI	TC	SHC	PI	TC	SHC	PI	TC	SHC	PI
	kW	kW	kW	kW	kW	kW	kW	kW	kW	kW	kW	kW	kW	kW	kW	kW	kW	kW	kW	kW	kW
-10	5.24	4.19	0.83	5.59	4.42	0.86	6.11	4.66	0.89	6.47	4.98	0.95	6.62	4.89	0.92	6.97	5.05	0.94	7.31	5.12	0.94
0	5.09	4.08	0.88	5.42	4.29	0.91	5.93	4.51	0.95	6.24	4.81	1.00	6.43	4.74	0.98	6.76	4.89	1.00	7.11	4.95	1.00
10	4.95	3.96	0.93	5.26	4.16	0.97	5.74	4.37	1.00	6.02	4.64	1.06	6.23	4.58	1.03	6.55	4.72	1.06	6.90	4.79	1.06
20	4.81	3.85	0.98	5.09	4.03	1.02	5.56	4.22	1.05	5.80	4.47	1.11	6.03	4.42	1.09	6.35	4.56	1.12	6.70	4.63	1.12
25	4.58	3.73	1.09	4.85	3.91	1.13	5.31	4.08	1.16	5.53	4.34	1.20	5.77	4.25	1.19	6.07	4.37	1.22	6.43	4.40	1.23
32	4.35	3.62	1.21	4.61	3.79	1.24	5.06	3.94	1.27	5.27	4.22	1.30	5.50	4.08	1.29	5.80	4.18	1.31	6.15	4.17	1.33
35	4.12	3.50	1.33	4.37	3.68	1.34	4.81	3.79	1.37	5.00	4.10	1.39	5.24	3.91	1.40	5.53	3.99	1.41	5.87	3.94	1.43
40	3.85	3.33	1.65	4.08	3.50	1.64	4.50	3.59	1.61	4.68	3.91	1.60	4.91	3.69	1.58	5.19	3.75	1.56	5.53	3.66	1.54
43	3.68	3.23	1.85	3.91	3.40	1.81	4.31	3.47	1.75	4.48	3.80	1.73	4.72	3.55	1.69	4.99	3.60	1.65	5.32	3.49	1.60
46	3.52	3.13	2.04	3.74	3.29	1.99	4.13	3.35	1.90	4.29	3.69	1.86	4.52	3.41	1.80	4.79	3.45	1.74	5.11	3.32	1.67

Heating

TC (Total Capacity), PI (Power Input)

Outdoor Temperature (°C, DB)	Indoor Temperature (°C, DB)											
	16		18		20		21		22		24	
	TC	PI	TC	PI	TC	PI	TC	PI	TC	PI	TC	PI
	kW	kW	kW	kW	kW	kW	kW	kW	kW	kW	kW	kW
-15	4.30	1.82	4.20	1.89	4.04	2.00	4.09	1.97	4.11	1.96	3.98	2.05
-10	4.98	1.90	4.88	1.94	4.75	1.97	4.74	2.01	4.72	2.04	4.60	2.07
-5	7.32	2.61	7.17	2.66	6.99	2.70	6.97	2.75	6.94	2.79	6.77	2.84
0	6.93	2.21	6.82	2.25	6.75	2.40	6.62	2.23	6.51	2.12	6.43	2.22
2	6.77	2.06	6.76	2.14	6.96	2.46	6.60	2.10	6.34	1.85	6.44	2.05
5	6.53	1.82	6.42	1.82	6.37	2.02	6.21	1.69	6.09	1.45	6.00	1.55
7	6.37	1.66	6.20	1.62	6.00	1.75	5.97	1.42	5.92	1.18	5.73	1.22
10	6.54	1.71	6.42	1.66	6.36	1.80	6.20	1.46	6.07	1.21	5.98	1.26
15	6.82	1.78	6.79	1.74	6.97	1.89	6.60	1.53	6.33	1.26	6.41	1.32
20	7.10	1.85	7.16	1.81	7.57	1.99	7.00	1.60	6.59	1.32	6.83	1.38
24	7.33	1.91	7.46	1.88	8.05	2.06	7.31	1.65	6.80	1.36	7.17	1.43

NOTE

- Specifications may be subject to change without prior notice.

1) Nominal cooling capacities are based on;
   - Indoor temperature: 27°C DB, 19°C WB
   - Outdoor temperature: 35°C DB, 24°C WB, Equivalent refrigerant piping: 5m, Level differences: 0 m
2) Nominal heating capacities are based on;
   - Indoor temperature: 20°C DB, 15°C WB
   - Outdoor temperature: 7°C DB, 6°C WB, Equivalent refrigerant piping: 5m, Level differences: 0 m
3) Sound pressure was acquired in an anechoic room. Thus actual noise level may be different depending on the installation conditions.
4) These products contain R410A or R32 which is fluorinated greenhouse gas.

3. Capacity Table

New Boracay

AR24RXFHBWKNEU+AR24RXFHBWKXEU

Cooling

TC (Total Capacity), SHC (Sensible Heat Capacity), PI (Power Input)

Outdoor Temperature (°C, DB)	Indoor Temperature (°C, DB / WB)																				
	20 / 14			22 / 16			25 / 18			27 / 19			28 / 20			30 / 22			32 / 24		
	TC	SHC	PI	TC	SHC	PI	TC	SHC	PI	TC	SHC	PI	TC	SHC	PI	TC	SHC	PI	TC	SHC	PI
	kW	kW	kW	kW	kW	kW	kW	kW	kW	kW	kW	kW	kW	kW	kW	kW	kW	kW	kW	kW	kW
-10	5.88	4.70	1.54	6.27	4.96	1.61	6.86	5.23	1.66	7.26	5.59	1.77	7.44	5.49	1.72	7.83	5.67	1.76	8.20	5.74	1.75
0	5.93	4.75	1.48	6.31	4.99	1.55	6.90	5.25	1.60	7.27	5.59	1.70	7.48	5.51	1.66	7.87	5.69	1.69	8.27	5.76	1.70
10	5.98	4.79	1.43	6.35	5.02	1.48	6.94	5.28	1.54	7.27	5.60	1.63	7.52	5.53	1.59	7.92	5.70	1.62	8.34	5.78	1.63
20	6.03	4.83	1.37	6.39	5.05	1.42	6.98	5.30	1.47	7.28	5.60	1.55	7.57	5.55	1.53	7.96	5.72	1.56	8.41	5.80	1.57
25	5.81	4.74	1.53	6.15	4.96	1.58	6.73	5.18	1.62	7.02	5.51	1.69	7.32	5.39	1.67	7.70	5.54	1.70	8.15	5.57	1.72
32	5.58	4.64	1.70	5.92	4.87	1.73	6.49	5.05	1.77	6.76	5.42	1.82	7.06	5.24	1.82	7.45	5.36	1.84	7.89	5.35	1.86
35	5.36	4.55	1.86	5.68	4.78	1.89	6.25	4.93	1.92	6.50	5.33	1.95	6.81	5.09	1.96	7.19	5.19	1.98	7.64	5.12	2.01
40	5.14	4.46	2.41	5.46	4.69	2.39	6.02	4.81	2.35	6.26	5.24	2.33	6.57	4.93	2.30	6.94	5.01	2.28	7.39	4.89	2.24
43	5.02	4.41	2.74	5.33	4.63	2.69	5.88	4.73	2.60	6.11	5.18	2.57	6.43	4.84	2.51	6.80	4.90	2.45	7.24	4.75	2.38
46	4.89	4.35	3.08	5.19	4.58	3.00	5.74	4.66	2.86	5.96	5.13	2.80	6.29	4.74	2.72	6.65	4.80	2.63	7.10	4.61	2.52

Heating

TC (Total Capacity), PI (Power Input)

Outdoor Temperature (°C, DB)	Indoor Temperature (°C, DB)											
	16		18		20		21		22		24	
	TC	PI	TC	PI	TC	PI	TC	PI	TC	PI	TC	PI
	kW	kW	kW	kW	kW	kW	kW	kW	kW	kW	kW	kW
-15	5.04	2.12	5.03	2.19	5.13	2.28	4.94	2.27	4.81	2.28	4.85	2.36
-10	6.27	2.42	6.14	2.47	5.98	2.51	5.97	2.56	5.94	2.60	5.80	2.64
-5	9.03	3.51	8.85	3.58	8.62	3.63	8.60	3.70	8.56	3.76	8.35	3.82
0	8.54	2.98	8.41	3.01	8.33	3.23	8.17	2.91	8.03	2.69	7.93	2.81
2	8.35	2.77	8.34	2.85	8.59	3.31	8.14	2.69	7.82	2.26	7.94	2.53
5	8.05	2.45	7.92	2.41	7.85	2.72	7.66	2.08	7.51	1.61	7.41	1.75
7	7.86	2.24	7.65	2.12	7.40	2.35	7.36	1.68	7.30	1.18	7.07	1.24
10	8.07	2.30	7.93	2.18	7.87	2.43	7.66	1.73	7.49	1.21	7.39	1.28
15	8.41	2.40	8.39	2.28	8.65	2.56	8.16	1.81	7.81	1.26	7.93	1.35
20	8.76	2.50	8.86	2.38	9.42	2.70	8.66	1.90	8.13	1.32	8.46	1.42
24	9.04	2.57	9.23	2.47	10.05	2.80	9.06	1.97	8.39	1.36	8.90	1.47

NOTE

- Specifications may be subject to change without prior notice.

1) Nominal cooling capacities are based on;
   - Indoor temperature: 27°C DB, 19°C WB
   - Outdoor temperature: 35°C DB, 24°C WB, Equivalent refrigerant piping: 5m, Level differences: 0 m
2) Nominal heating capacities are based on;
   - Indoor temperature: 20°C DB, 15°C WB
   - Outdoor temperature: 7°C DB, 6°C WB, Equivalent refrigerant piping: 5m, Level differences: 0 m
3) Sound pressure was acquired in an anechoic room. Thus actual noise level may be different depending on the installation conditions.
4) These products contain R410A or R32 which is fluorinated greenhouse gas.

3. Capacity Table

Maldives

AR09RXFPEWQNEU+AR09RXFPEWQXEU

Cooling

TC (Total Capacity), SHC (Sensible Heat Capacity), PI (Power Input)

Outdoor Temperature (°C, DB)	Indoor Temperature (°C, DB / WB)																				
	20 / 14			22 / 16			25 / 18			27 / 19			28 / 20			30 / 22			32 / 24		
	TC	SHC	PI	TC	SHC	PI	TC	SHC	PI	TC	SHC	PI	TC	SHC	PI	TC	SHC	PI	TC	SHC	PI
	kW	kW	kW	kW	kW	kW	kW	kW	kW	kW	kW	kW	kW	kW	kW	kW	kW	kW	kW	kW	kW
-10	2.54	2.24	0.51	2.69	2.34	0.53	2.95	2.42	0.55	3.05	2.59	0.58	3.21	2.49	0.57	3.39	2.54	0.58	3.60	2.52	0.58
0	2.58	2.23	0.52	2.72	2.33	0.54	2.98	2.41	0.56	3.10	2.59	0.60	3.25	2.49	0.58	3.42	2.55	0.59	3.63	2.53	0.60
10	2.61	2.22	0.53	2.76	2.33	0.55	3.02	2.41	0.57	3.14	2.58	0.61	3.28	2.49	0.59	3.45	2.55	0.60	3.66	2.53	0.61
20	2.64	2.22	0.54	2.80	2.32	0.56	3.05	2.41	0.59	3.19	2.58	0.62	3.31	2.49	0.61	3.48	2.55	0.62	3.68	2.54	0.62
25	2.64	2.20	0.72	2.75	2.27	0.71	3.01	2.35	0.73	3.04	2.43	0.68	3.27	2.44	0.75	3.45	2.49	0.76	3.71	2.53	0.81
32	2.64	2.18	0.90	2.71	2.21	0.86	2.97	2.30	0.87	2.90	2.29	0.75	3.24	2.38	0.89	3.41	2.44	0.90	3.74	2.53	0.99
35	2.64	2.16	1.08	2.67	2.16	1.00	2.93	2.24	1.02	2.75	2.15	0.82	3.20	2.32	1.03	3.38	2.38	1.04	3.76	2.52	1.17
40	2.44	1.98	1.19	2.46	1.97	1.10	2.72	2.06	1.12	2.54	1.96	0.91	2.98	2.14	1.15	3.16	2.20	1.16	3.54	2.34	1.31
43	2.31	1.87	1.25	2.34	1.86	1.16	2.60	1.94	1.19	2.41	1.85	0.96	2.85	2.03	1.21	3.03	2.09	1.23	3.41	2.24	1.40
46	2.19	1.75	1.31	2.21	1.75	1.22	2.47	1.83	1.25	2.28	1.73	1.01	2.72	1.92	1.28	2.90	1.98	1.31	3.27	2.13	1.48

Heating

TC (Total Capacity), PI (Power Input)

Outdoor Temperature (°C, DB)	Indoor Temperature (°C, DB)											
	16		18		20		21		22		24	
	TC	PI	TC	PI	TC	PI	TC	PI	TC	PI	TC	PI
	kW	kW	kW	kW	kW	kW	kW	kW	kW	kW	kW	kW
-15	2.41	1.25	2.33	1.19	2.20	0.99	2.27	1.20	2.31	1.34	2.20	1.22
-10	2.52	1.01	2.47	1.03	2.40	1.04	2.40	1.07	2.39	1.08	2.33	1.10
-5	2.75	0.96	2.69	0.98	2.62	0.99	2.62	1.01	2.61	1.03	2.54	1.05
0	3.24	1.04	3.07	1.02	2.75	0.93	2.93	1.03	3.04	1.09	2.80	1.04
2	3.43	1.07	3.17	1.03	2.61	0.91	2.98	1.03	3.21	1.12	2.80	1.04
5	3.73	1.12	3.47	1.05	2.98	0.87	3.28	1.04	3.47	1.15	3.09	1.03
7	3.92	1.15	3.67	1.07	3.20	0.85	3.48	1.05	3.64	1.18	3.28	1.03
10	4.02	1.18	3.81	1.10	3.41	0.88	3.62	1.08	3.74	1.21	3.43	1.06
15	4.20	1.23	4.03	1.15	3.77	0.92	3.86	1.13	3.90	1.26	3.68	1.11
20	4.37	1.28	4.26	1.19	4.13	0.96	4.10	1.17	4.06	1.32	3.94	1.16
24	4.51	1.32	4.44	1.23	4.42	0.99	4.29	1.21	4.19	1.36	4.14	1.19

NOTE

- Specifications may be subject to change without prior notice.

1) Nominal cooling capacities are based on;
   - Indoor temperature: 27°C DB, 19°C WB
   - Outdoor temperature: 35°C DB, 24°C WB, Equivalent refrigerant piping: 5m, Level differences: 0 m
2) Nominal heating capacities are based on;
   - Indoor temperature: 20°C DB, 15°C WB
   - Outdoor temperature: 7°C DB, 6°C WB, Equivalent refrigerant piping: 5m, Level differences: 0 m
3) Sound pressure was acquired in an anechoic room. Thus actual noise level may be different depending on the installation conditions.
4) These products contain R410A or R32 which is fluorinated greenhouse gas.

3. Capacity Table

Maldives

AR12RXFPEWQNEU+AR12RXFPEWQXEU

Cooling

TC (Total Capacity), SHC (Sensible Heat Capacity), PI (Power Input)

Outdoor Temperature (°C, DB)	Indoor Temperature (°C, DB / WB)																				
	20 / 14			22 / 16			25 / 18			27 / 19			28 / 20			30 / 22			32 / 24		
	TC	SHC	PI	TC	SHC	PI	TC	SHC	PI	TC	SHC	PI	TC	SHC	PI	TC	SHC	PI	TC	SHC	PI
	kW	kW	kW	kW	kW	kW	kW	kW	kW	kW	kW	kW	kW	kW	kW	kW	kW	kW	kW	kW	kW
-10	3.21	2.82	0.86	3.39	2.95	0.89	3.72	3.05	0.92	3.85	3.27	0.98	4.05	3.15	0.95	4.27	3.21	0.97	4.55	3.18	0.97
0	3.24	2.80	0.87	3.42	2.93	0.90	3.75	3.03	0.93	3.89	3.25	0.99	4.08	3.13	0.97	4.30	3.20	0.99	4.56	3.18	0.99
10	3.26	2.78	0.88	3.45	2.91	0.91	3.78	3.02	0.94	3.93	3.23	1.00	4.10	3.12	0.98	4.32	3.19	1.00	4.57	3.17	1.00
20	3.29	2.76	0.89	3.48	2.89	0.92	3.81	3.00	0.95	3.97	3.21	1.01	4.13	3.11	0.99	4.34	3.18	1.01	4.59	3.17	1.02
25	3.31	2.76	1.13	3.45	2.85	1.11	3.78	2.95	1.14	3.81	3.05	1.08	4.11	3.06	1.17	4.33	3.13	1.19	4.65	3.18	1.26
32	3.34	2.76	1.37	3.42	2.80	1.30	3.76	2.90	1.33	3.66	2.89	1.15	4.09	3.01	1.35	4.31	3.08	1.37	4.72	3.19	1.50
35	3.36	2.76	1.61	3.39	2.75	1.49	3.73	2.85	1.51	3.50	2.73	1.22	4.07	2.96	1.53	4.30	3.03	1.54	4.79	3.21	1.74
40	3.10	2.52	1.76	3.13	2.51	1.64	3.46	2.62	1.67	3.23	2.49	1.35	3.80	2.72	1.70	4.02	2.80	1.73	4.51	2.98	1.95
43	2.94	2.37	1.86	2.97	2.36	1.73	3.30	2.47	1.77	3.07	2.35	1.42	3.63	2.58	1.81	3.85	2.66	1.83	4.34	2.85	2.08
46	2.79	2.23	1.95	2.82	2.22	1.82	3.14	2.33	1.86	2.91	2.21	1.50	3.47	2.44	1.91	3.69	2.52	1.94	4.17	2.71	2.20

Heating

TC (Total Capacity), PI (Power Input)

Outdoor Temperature (°C, DB)	Indoor Temperature (°C, DB)											
	16		18		20		21		22		24	
	TC	PI	TC	PI	TC	PI	TC	PI	TC	PI	TC	PI
	kW	kW	kW	kW	kW	kW	kW	kW	kW	kW	kW	kW
-15	2.65	1.34	2.58	1.30	2.46	1.15	2.51	1.33	2.54	1.45	2.45	1.35
-10	2.82	1.17	2.76	1.20	2.69	1.21	2.69	1.24	2.67	1.26	2.61	1.28
-5	3.08	1.12	3.02	1.14	2.94	1.16	2.94	1.18	2.92	1.20	2.85	1.22
0	3.59	1.19	3.41	1.16	3.07	1.08	3.26	1.14	3.36	1.19	3.10	1.13
2	3.79	1.21	3.51	1.16	2.93	1.05	3.31	1.14	3.54	1.19	3.11	1.11
5	4.09	1.26	3.82	1.17	3.28	0.99	3.61	1.11	3.80	1.18	3.40	1.05
7	4.29	1.28	4.02	1.17	3.50	0.94	3.80	1.09	3.98	1.18	3.59	1.01
10	4.40	1.32	4.17	1.21	3.73	0.98	3.96	1.12	4.09	1.21	3.75	1.04
15	4.59	1.37	4.41	1.26	4.13	1.03	4.22	1.17	4.26	1.26	4.03	1.09
20	4.78	1.43	4.66	1.31	4.52	1.07	4.48	1.22	4.44	1.32	4.31	1.14
24	4.93	1.48	4.85	1.36	4.83	1.11	4.69	1.26	4.58	1.36	4.53	1.17

NOTE

- Specifications may be subject to change without prior notice.

1) Nominal cooling capacities are based on;
   - Indoor temperature: 27°C DB, 19°C WB
   - Outdoor temperature: 35°C DB, 24°C WB, Equivalent refrigerant piping: 5m, Level differences: 0 m
2) Nominal heating capacities are based on;
   - Indoor temperature: 20°C DB, 15°C WB
   - Outdoor temperature: 7°C DB, 6°C WB, Equivalent refrigerant piping: 5m, Level differences: 0 m
3) Sound pressure was acquired in an anechoic room. Thus actual noise level may be different depending on the installation conditions.
4) These products contain R410A or R32 which is fluorinated greenhouse gas.

3. Capacity Table

Maldives

AR18RXFPEWQNEU+AR18RXFPEWQXEU

Cooling

TC (Total Capacity), SHC (Sensible Heat Capacity), PI (Power Input)

Outdoor Temperature (°C, DB)	Indoor Temperature (°C, DB / WB)																				
	20 / 14			22 / 16			25 / 18			27 / 19			28 / 20			30 / 22			32 / 24		
	TC	SHC	PI	TC	SHC	PI	TC	SHC	PI	TC	SHC	PI	TC	SHC	PI	TC	SHC	PI	TC	SHC	PI
	kW	kW	kW	kW	kW	kW	kW	kW	kW	kW	kW	kW	kW	kW	kW	kW	kW	kW	kW	kW	kW
-10	5.24	4.19	0.83	5.59	4.42	0.86	6.11	4.66	0.89	6.47	4.98	0.95	6.62	4.89	0.92	6.97	5.05	0.94	7.31	5.12	0.94
0	5.09	4.08	0.88	5.42	4.29	0.91	5.93	4.51	0.95	6.24	4.81	1.00	6.43	4.74	0.98	6.76	4.89	1.00	7.11	4.95	1.00
10	4.95	3.96	0.93	5.26	4.16	0.97	5.74	4.37	1.00	6.02	4.64	1.06	6.23	4.58	1.03	6.55	4.72	1.06	6.90	4.79	1.06
20	4.81	3.85	0.98	5.09	4.03	1.02	5.56	4.22	1.05	5.80	4.47	1.11	6.03	4.42	1.09	6.35	4.56	1.12	6.70	4.63	1.12
25	4.58	3.73	1.09	4.85	3.91	1.13	5.31	4.08	1.16	5.53	4.34	1.20	5.77	4.25	1.19	6.07	4.37	1.22	6.43	4.40	1.23
32	4.35	3.62	1.21	4.61	3.79	1.24	5.06	3.94	1.27	5.27	4.22	1.30	5.50	4.08	1.29	5.80	4.18	1.31	6.15	4.17	1.33
35	4.12	3.50	1.33	4.37	3.68	1.34	4.81	3.79	1.37	5.00	4.10	1.39	5.24	3.91	1.40	5.53	3.99	1.41	5.87	3.94	1.43
40	3.85	3.33	1.65	4.08	3.50	1.64	4.50	3.59	1.61	4.68	3.91	1.60	4.91	3.69	1.58	5.19	3.75	1.56	5.53	3.66	1.54
43	3.68	3.23	1.85	3.91	3.40	1.81	4.31	3.47	1.75	4.48	3.80	1.73	4.72	3.55	1.69	4.99	3.60	1.65	5.32	3.49	1.60
46	3.52	3.13	2.04	3.74	3.29	1.99	4.13	3.35	1.90	4.29	3.69	1.86	4.52	3.41	1.80	4.79	3.45	1.74	5.11	3.32	1.67

Heating

TC (Total Capacity), PI (Power Input)

Outdoor Temperature (°C, DB)	Indoor Temperature (°C, DB)											
	16		18		20		21		22		24	
	TC	PI	TC	PI	TC	PI	TC	PI	TC	PI	TC	PI
	kW	kW	kW	kW	kW	kW	kW	kW	kW	kW	kW	kW
-15	4.30	1.82	4.20	1.89	4.04	2.00	4.09	1.97	4.11	1.96	3.98	2.05
-10	4.98	1.90	4.88	1.94	4.75	1.97	4.74	2.01	4.72	2.04	4.60	2.07
-5	7.32	2.61	7.17	2.66	6.99	2.70	6.97	2.75	6.94	2.79	6.77	2.84
0	6.93	2.21	6.82	2.25	6.75	2.40	6.62	2.23	6.51	2.12	6.43	2.22
2	6.77	2.06	6.76	2.14	6.96	2.46	6.60	2.10	6.34	1.85	6.44	2.05
5	6.53	1.82	6.42	1.82	6.37	2.02	6.21	1.69	6.09	1.45	6.00	1.55
7	6.37	1.66	6.20	1.62	6.00	1.75	5.97	1.42	5.92	1.18	5.73	1.22
10	6.54	1.71	6.42	1.66	6.36	1.80	6.20	1.46	6.07	1.21	5.98	1.26
15	6.82	1.78	6.79	1.74	6.97	1.89	6.60	1.53	6.33	1.26	6.41	1.32
20	7.10	1.85	7.16	1.81	7.57	1.99	7.00	1.60	6.59	1.32	6.83	1.38
24	7.33	1.91	7.46	1.88	8.05	2.06	7.31	1.65	6.80	1.36	7.17	1.43

NOTE

- Specifications may be subject to change without prior notice.

1) Nominal cooling capacities are based on;
   - Indoor temperature: 27°C DB, 19°C WB
   - Outdoor temperature: 35°C DB, 24°C WB, Equivalent refrigerant piping: 5m, Level differences: 0 m
2) Nominal heating capacities are based on;
   - Indoor temperature: 20°C DB, 15°C WB
   - Outdoor temperature: 7°C DB, 6°C WB, Equivalent refrigerant piping: 5m, Level differences: 0 m
3) Sound pressure was acquired in an anechoic room. Thus actual noise level may be different depending on the installation conditions.
4) These products contain R410A or R32 which is fluorinated greenhouse gas.

3. Capacity Table

Maldives

AR24RXFPEWQNEU+AR24RXFPEWQXEU

Cooling

TC (Total Capacity), SHC (Sensible Heat Capacity), PI (Power Input)

Outdoor Temperature (°C, DB)	Indoor Temperature (°C, DB / WB)																				
	20 / 14			22 / 16			25 / 18			27 / 19			28 / 20			30 / 22			32 / 24		
	TC	SHC	PI	TC	SHC	PI	TC	SHC	PI	TC	SHC	PI	TC	SHC	PI	TC	SHC	PI	TC	SHC	PI
	kW	kW	kW	kW	kW	kW	kW	kW	kW	kW	kW	kW	kW	kW	kW	kW	kW	kW	kW	kW	kW
-10	5.88	4.70	1.54	6.27	4.96	1.61	6.86	5.23	1.66	7.26	5.59	1.77	7.44	5.49	1.72	7.83	5.67	1.76	8.20	5.74	1.75
0	5.93	4.75	1.48	6.31	4.99	1.55	6.90	5.25	1.60	7.27	5.59	1.70	7.48	5.51	1.66	7.87	5.69	1.69	8.27	5.76	1.70
10	5.98	4.79	1.43	6.35	5.02	1.48	6.94	5.28	1.54	7.27	5.60	1.63	7.52	5.53	1.59	7.92	5.70	1.62	8.34	5.78	1.63
20	6.03	4.83	1.37	6.39	5.05	1.42	6.98	5.30	1.47	7.28	5.60	1.55	7.57	5.55	1.53	7.96	5.72	1.56	8.41	5.80	1.57
25	5.81	4.74	1.53	6.15	4.96	1.58	6.73	5.18	1.62	7.02	5.51	1.69	7.32	5.39	1.67	7.70	5.54	1.70	8.15	5.57	1.72
32	5.58	4.64	1.70	5.92	4.87	1.73	6.49	5.05	1.77	6.76	5.42	1.82	7.06	5.24	1.82	7.45	5.36	1.84	7.89	5.35	1.86
35	5.36	4.55	1.86	5.68	4.78	1.89	6.25	4.93	1.92	6.50	5.33	1.95	6.81	5.09	1.96	7.19	5.19	1.98	7.64	5.12	2.01
40	5.14	4.46	2.41	5.46	4.69	2.39	6.02	4.81	2.35	6.26	5.24	2.33	6.57	4.93	2.30	6.94	5.01	2.28	7.39	4.89	2.24
43	5.02	4.41	2.74	5.33	4.63	2.69	5.88	4.73	2.60	6.11	5.18	2.57	6.43	4.84	2.51	6.80	4.90	2.45	7.24	4.75	2.38
46	4.89	4.35	3.08	5.19	4.58	3.00	5.74	4.66	2.86	5.96	5.13	2.80	6.29	4.74	2.72	6.65	4.80	2.63	7.10	4.61	2.52

Heating

TC (Total Capacity), PI (Power Input)

Outdoor Temperature (°C, DB)	Indoor Temperature (°C, DB)											
	16		18		20		21		22		24	
	TC	PI	TC	PI	TC	PI	TC	PI	TC	PI	TC	PI
	kW	kW	kW	kW	kW	kW	kW	kW	kW	kW	kW	kW
-15	5.04	2.12	5.03	2.19	5.13	2.28	4.94	2.27	4.81	2.28	4.85	2.36
-10	6.27	2.42	6.14	2.47	5.98	2.51	5.97	2.56	5.94	2.60	5.80	2.64
-5	9.03	3.51	8.85	3.58	8.62	3.63	8.60	3.70	8.56	3.76	8.35	3.82
0	8.54	2.98	8.41	3.01	8.33	3.23	8.17	2.91	8.03	2.69	7.93	2.81
2	8.35	2.77	8.34	2.85	8.59	3.31	8.14	2.69	7.82	2.26	7.94	2.53
5	8.05	2.45	7.92	2.41	7.85	2.72	7.66	2.08	7.51	1.61	7.41	1.75
7	7.86	2.24	7.65	2.12	7.40	2.35	7.36	1.68	7.30	1.18	7.07	1.24
10	8.07	2.30	7.93	2.18	7.87	2.43	7.66	1.73	7.49	1.21	7.39	1.28
15	8.41	2.40	8.39	2.28	8.65	2.56	8.16	1.81	7.81	1.26	7.93	1.35
20	8.76	2.50	8.86	2.38	9.42	2.70	8.66	1.90	8.13	1.32	8.46	1.42
24	9.04	2.57	9.23	2.47	10.05	2.80	9.06	1.97	8.39	1.36	8.90	1.47

NOTE

- Specifications may be subject to change without prior notice.

1) Nominal cooling capacities are based on;
   - Indoor temperature: 27°C DB, 19°C WB
   - Outdoor temperature: 35°C DB, 24°C WB, Equivalent refrigerant piping: 5m, Level differences: 0 m
2) Nominal heating capacities are based on;
   - Indoor temperature: 20°C DB, 15°C WB
   - Outdoor temperature: 7°C DB, 6°C WB, Equivalent refrigerant piping: 5m, Level differences: 0 m
3) Sound pressure was acquired in an anechoic room. Thus actual noise level may be different depending on the installation conditions.
4) These products contain R410A or R32 which is fluorinated greenhouse gas.

4. Dimensional Drawing

Indoor units : Wind-Free

AR09RXPXBWKNEU, AR12RXPXBWKNEU, AR09RXWXCWKNEU, AR12RXWXCWKNEU

Unit: mm (inches)

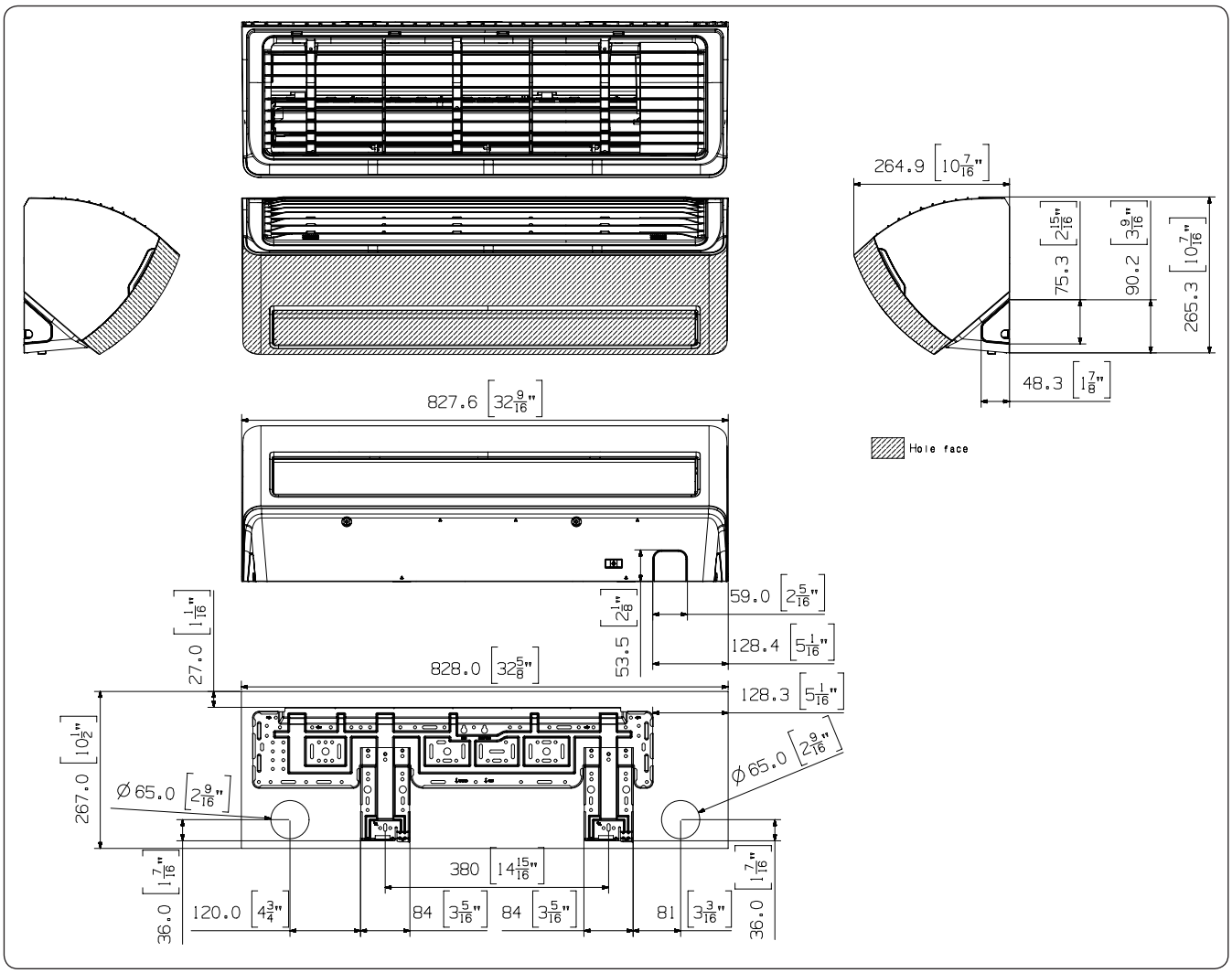

4. Dimensional Drawing

Indoor units : Wind-Free

AR18RXPXBWKNEU, AR24RXPXBWKNEU, AR18RXWXCWKNEU, AR24RXWXCWKNEU

Unit: mm (inches)

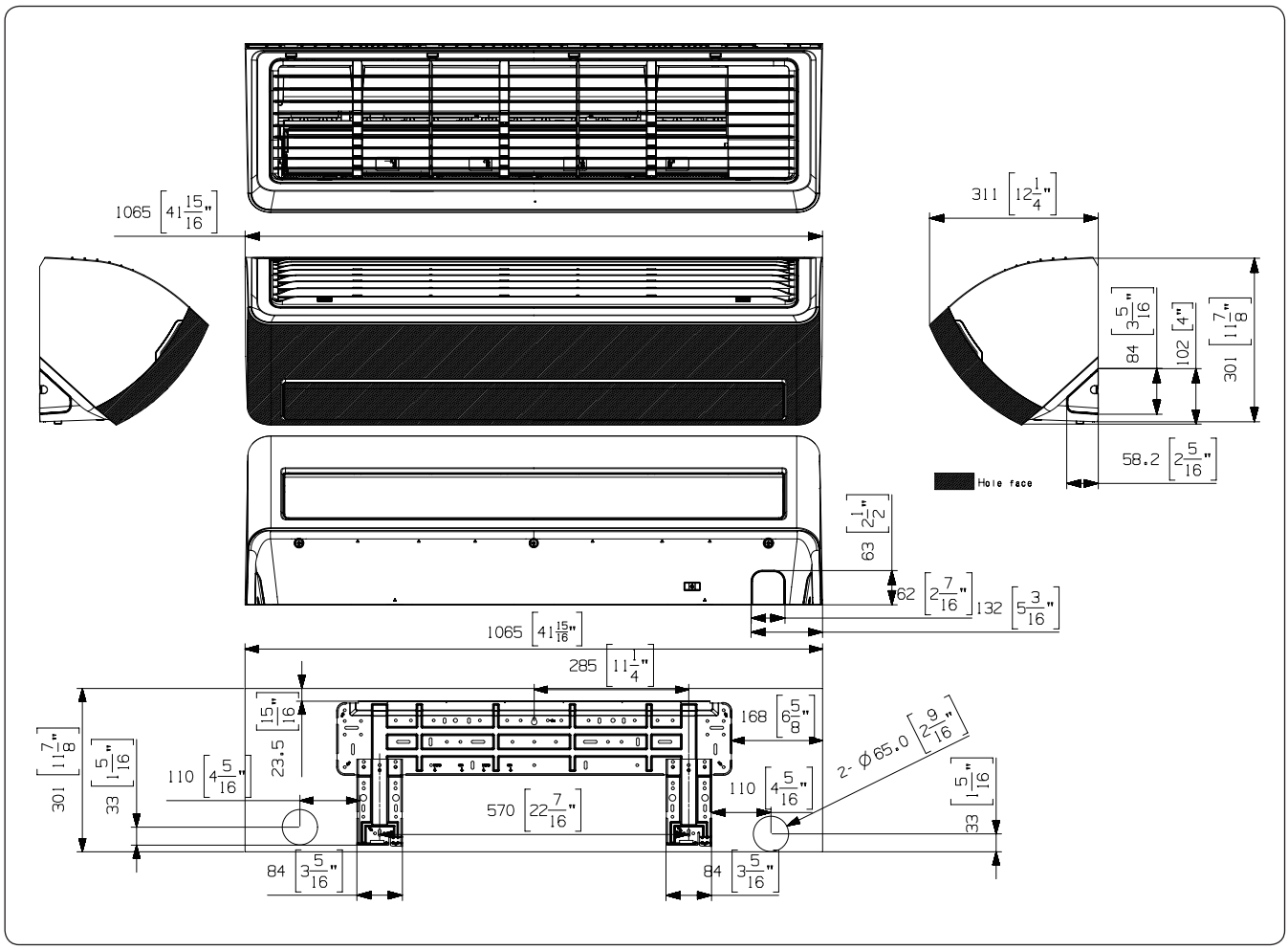

4. Dimensional Drawing

Indoor units : New Triangle

AR09RXWSAURNEU, AR12RXWSAURNEU

Unit: mm (inches)

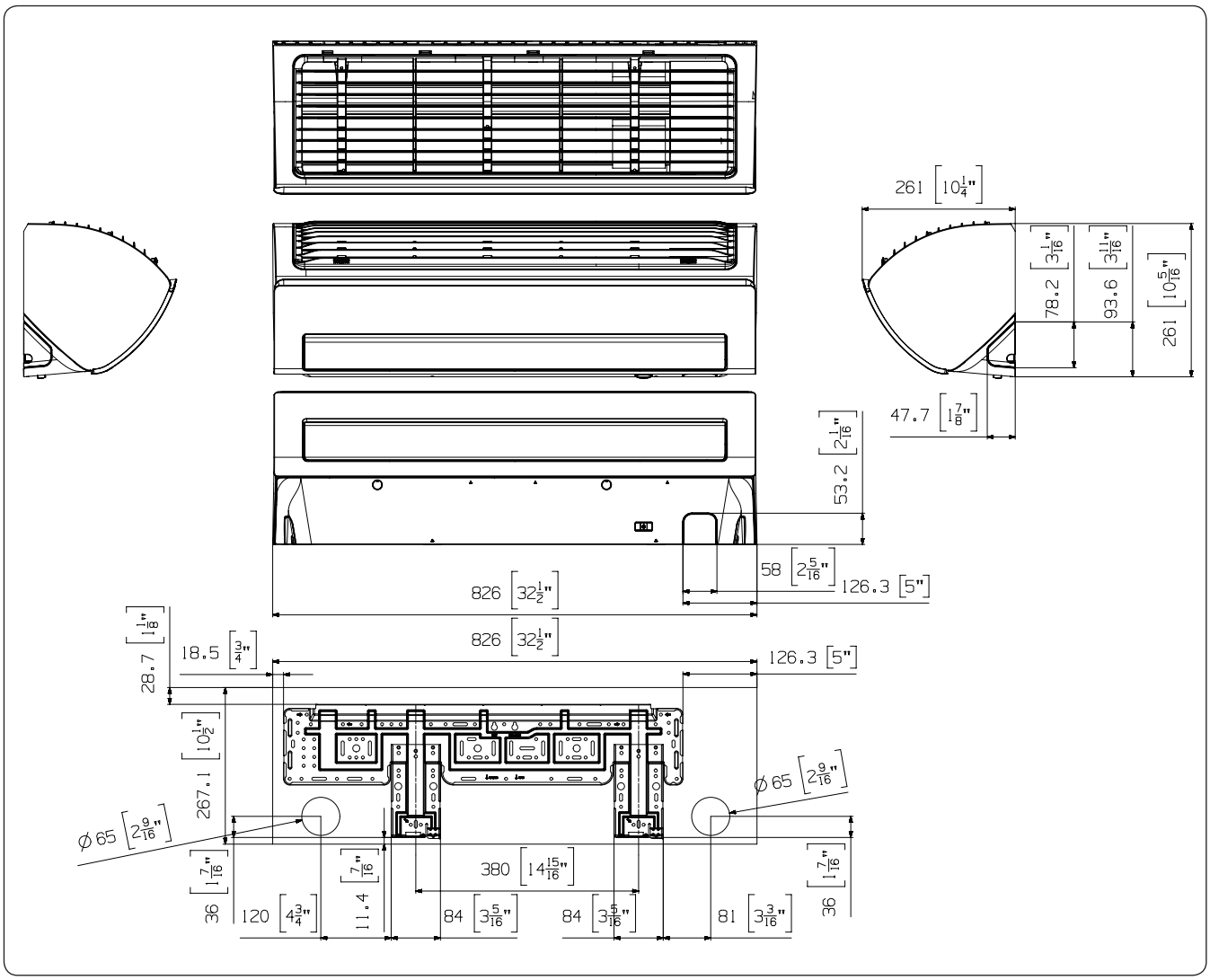

4. Dimensional Drawing

Indoor units : New Boracay

AR09NXFHBWKNEU, AR12NXFHBWKNEU

Unit: mm (inches)

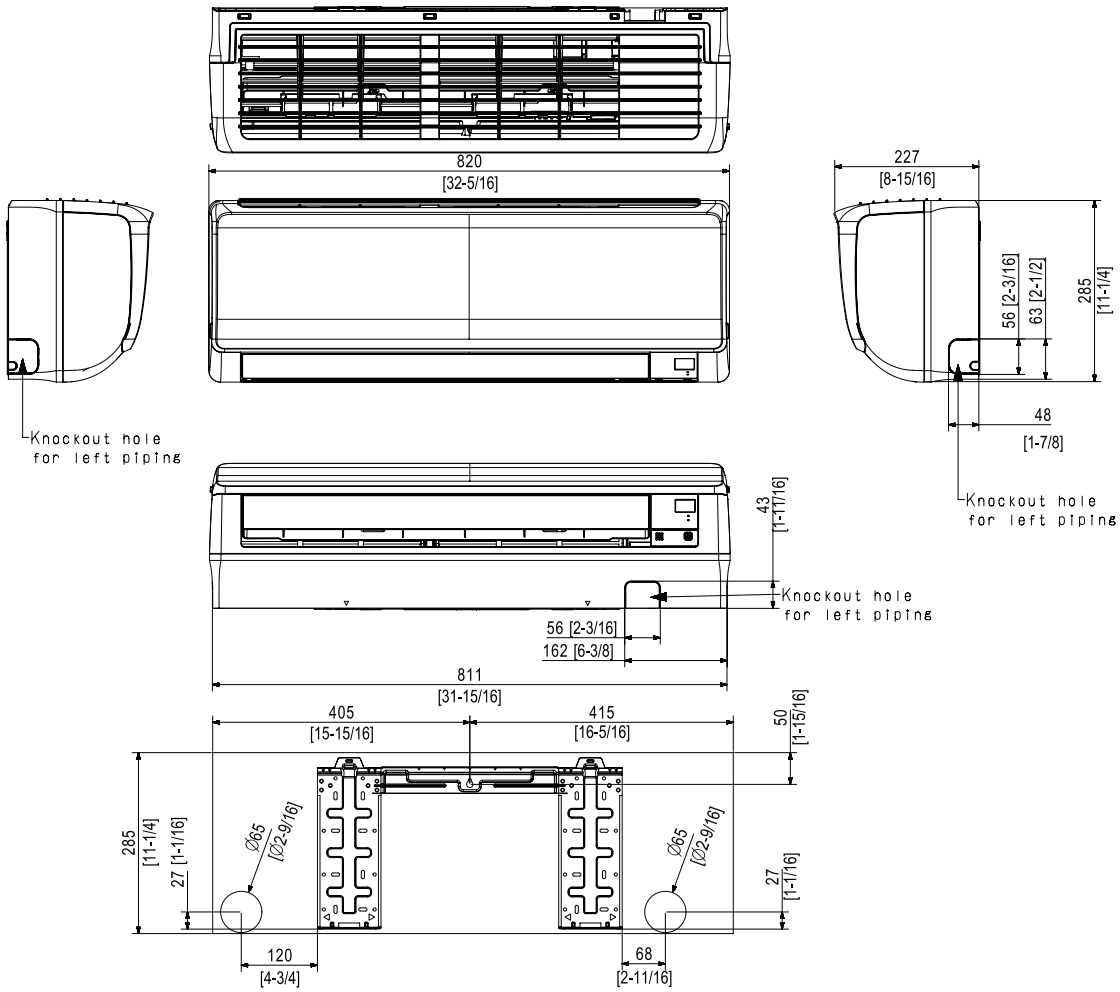

4. Dimensional Drawing

Indoor units : New Boracay

AR18RXFHBWKNEU, AR24RXFHBWKNEU

Unit: mm (inches)

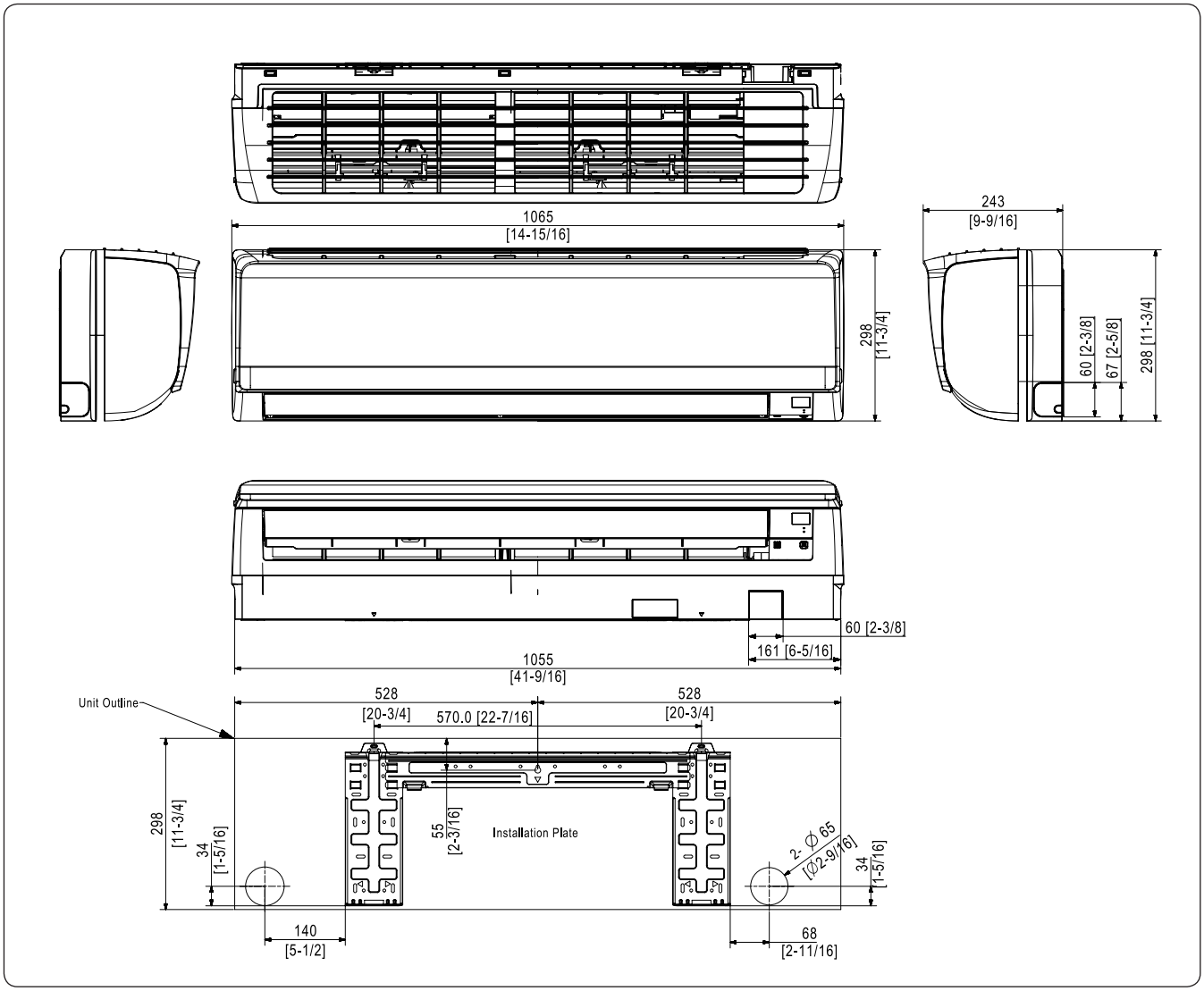

4. Dimensional Drawing

Indoor units : Maldives

AR09RXFPEWQNEU, AR12RXFPEWQNEU

Unit: mm (inches)

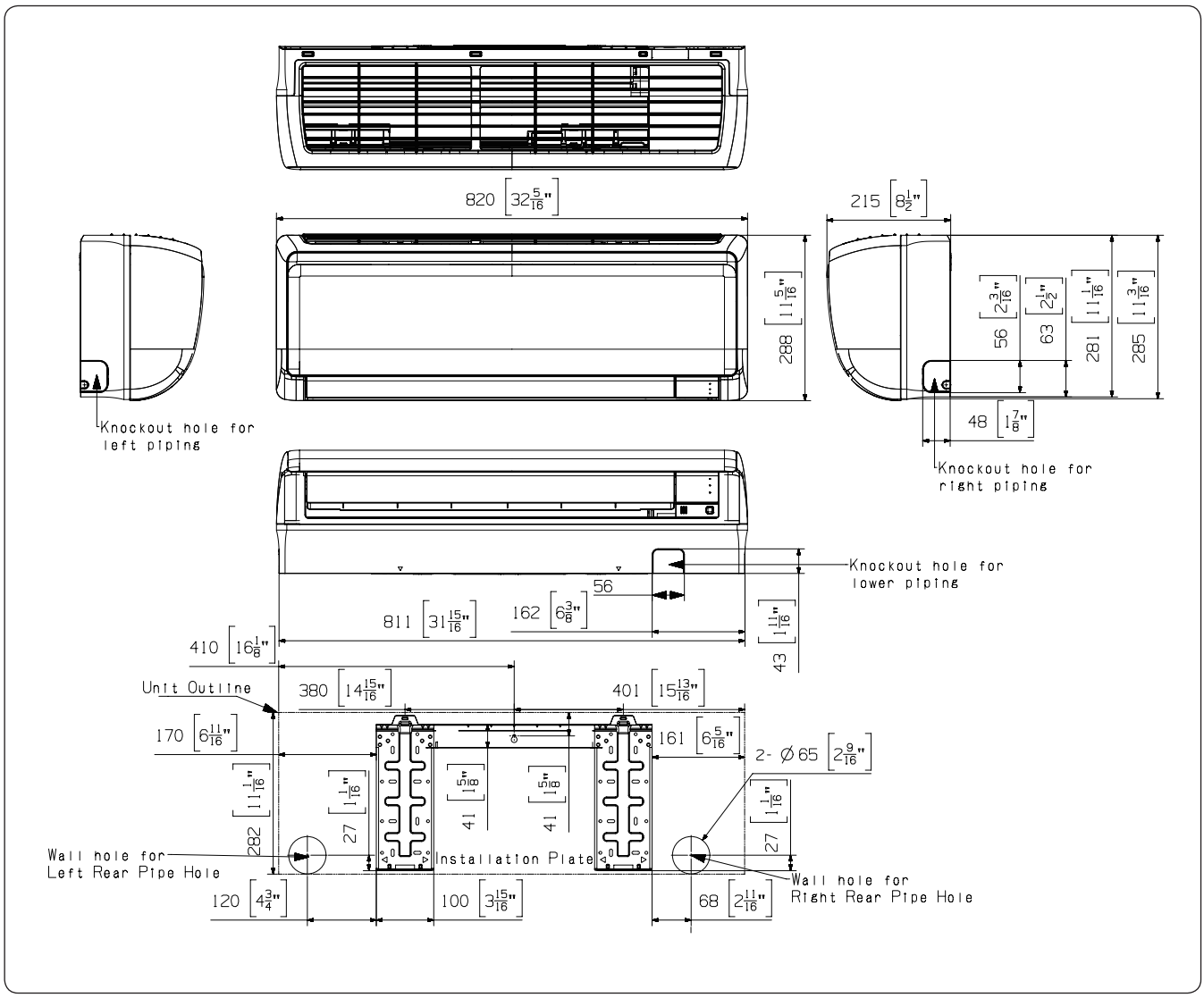

4. Dimensional Drawing

Indoor units : Maldives

AR18RXFPEWQNEU, AR24RXFPEWQNEU

Unit: mm (inches)

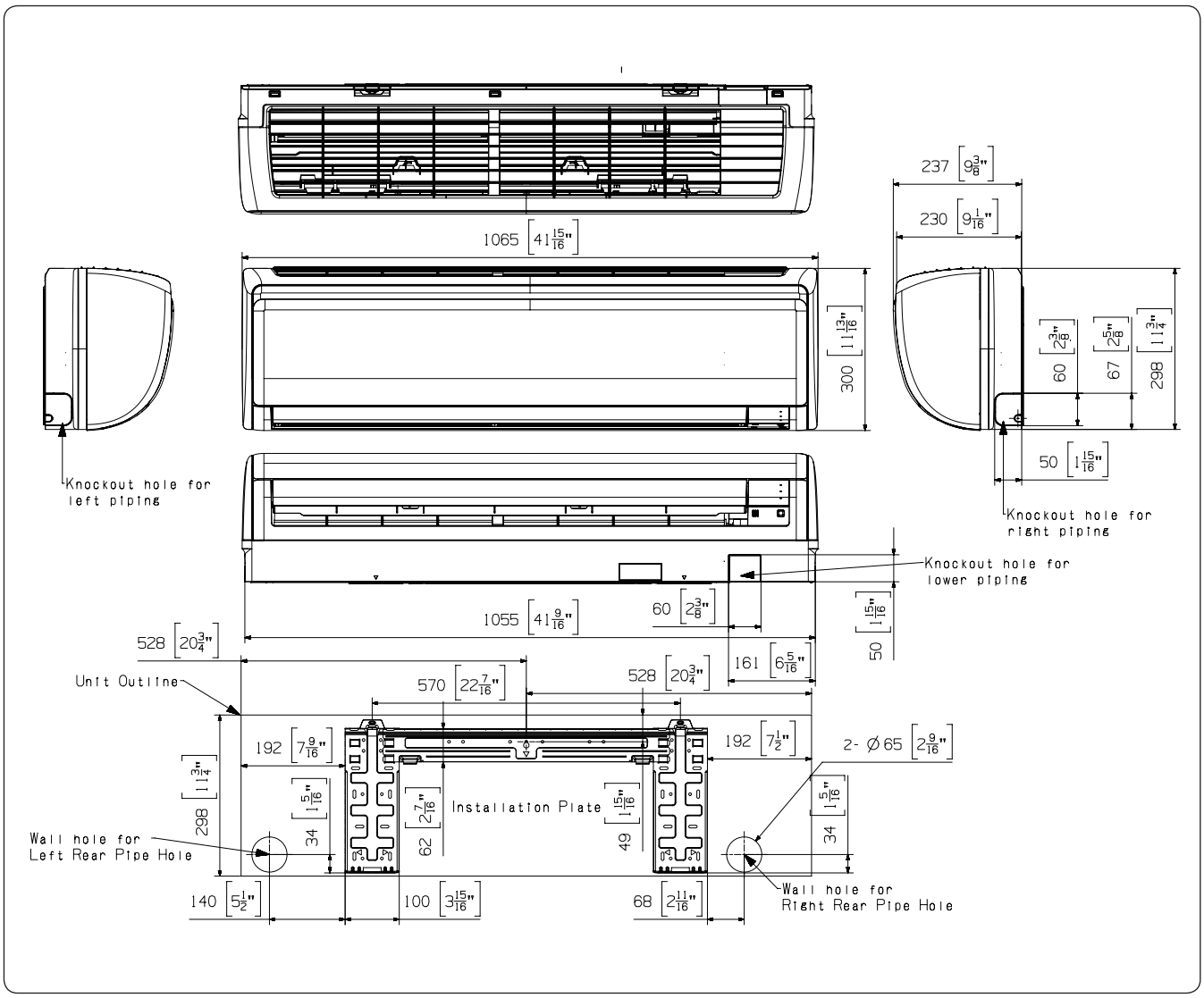

4. Dimensional Drawing

Outdoor units

AR09RXPXBWKXEU, AR12RXPXBWKXEU, AR09NXFHBWKXEU, AR12NXFHBWKXEU

Unit: mm (inches)

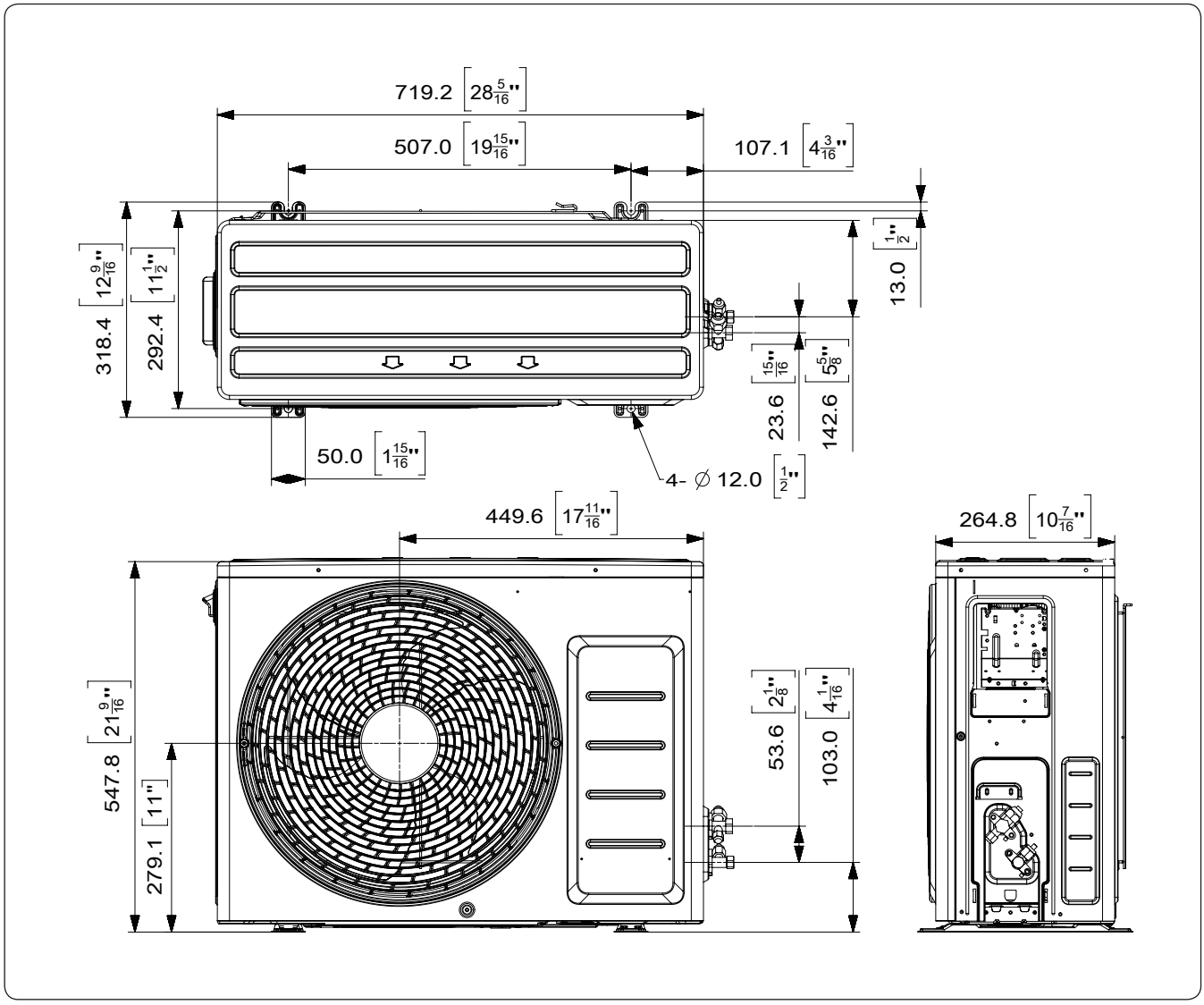

4. Dimensional Drawing

Outdoor units

AR09RXWXCWKXEU, AR12RXWXCWKXEU, AR09RXWSAURXEU, AR12RXWSAURXEU
AR09RXFPEWQXEU, AR12RXFPEWQXEU

Unit: mm (inches)

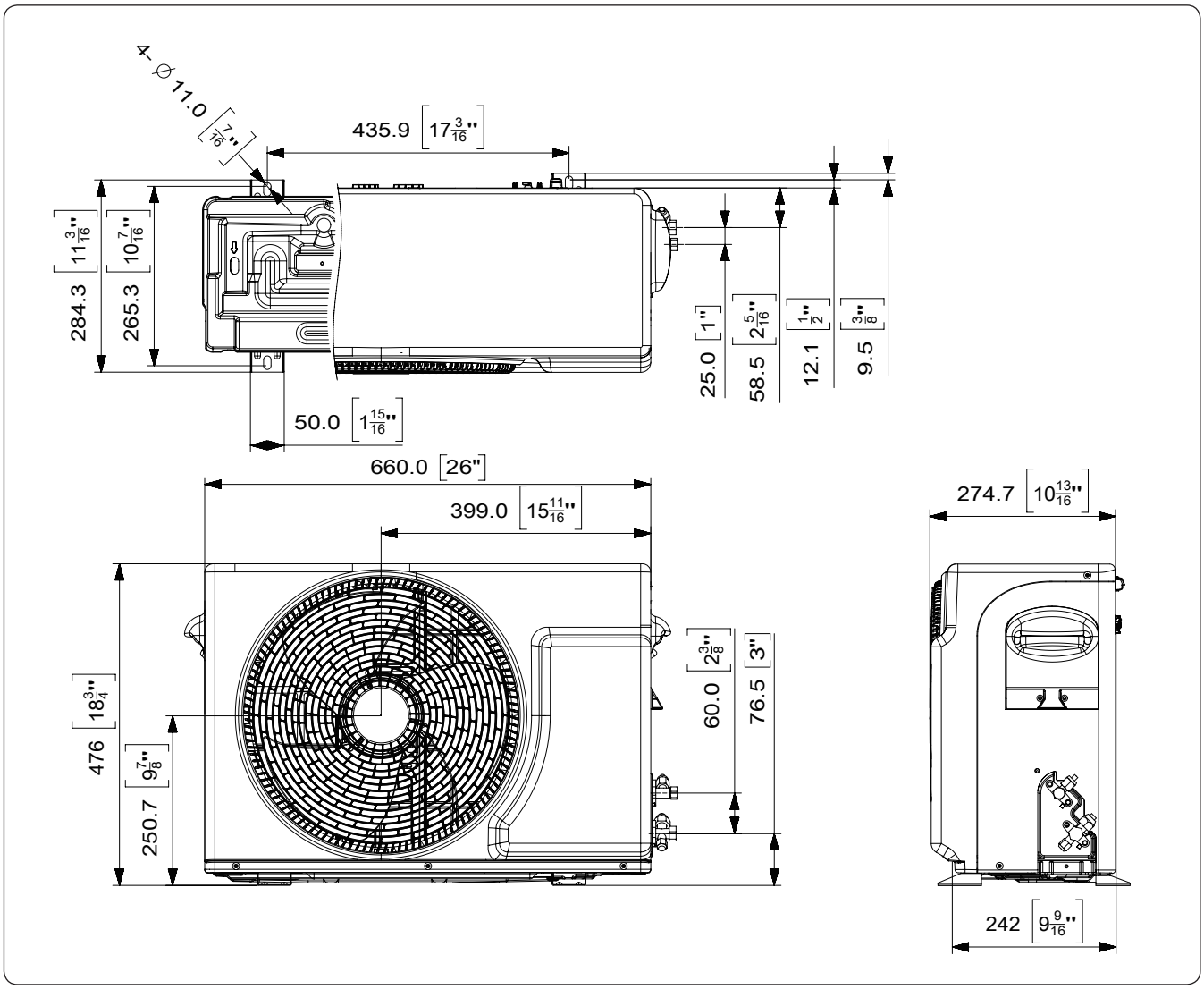

4. Dimensional Drawing

Outdoor units

AR18RXPXBWKXEU, AR24RXPXBWKXEU, AR18RXWXCWKXEU, AR24RXWXCWKXEU
AR18RXFHBWKXEU, AR24RXFHBWKXEU, AR18RXFPEWQXEU, AR24RXFPEWQXEU

Unit: mm (inches)

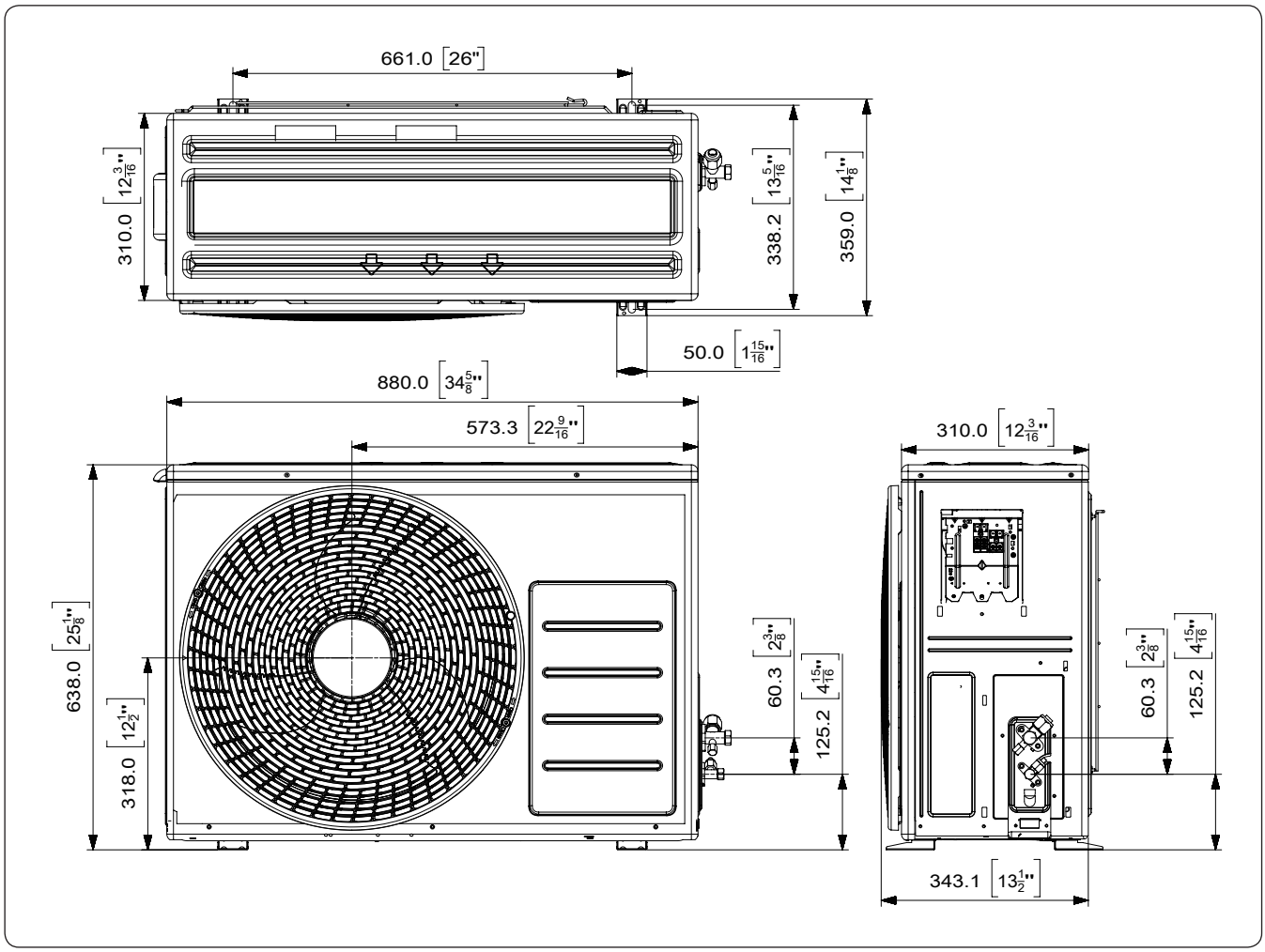

5. Electrical Wiring Diagram

Indoor units

AR09RXPXBWKNEU, AR12RXPXBWKNEU, AR18RXPXBWKNEU, AR24RXPXBWKNEU
AR09RXWXCWKNEU, AR12RXWXCWKNEU, AR18RXWXCWKNEU, AR24RXWXCWKNEU
AR09RXWSAURNEU, AR12RXWSAURNEU

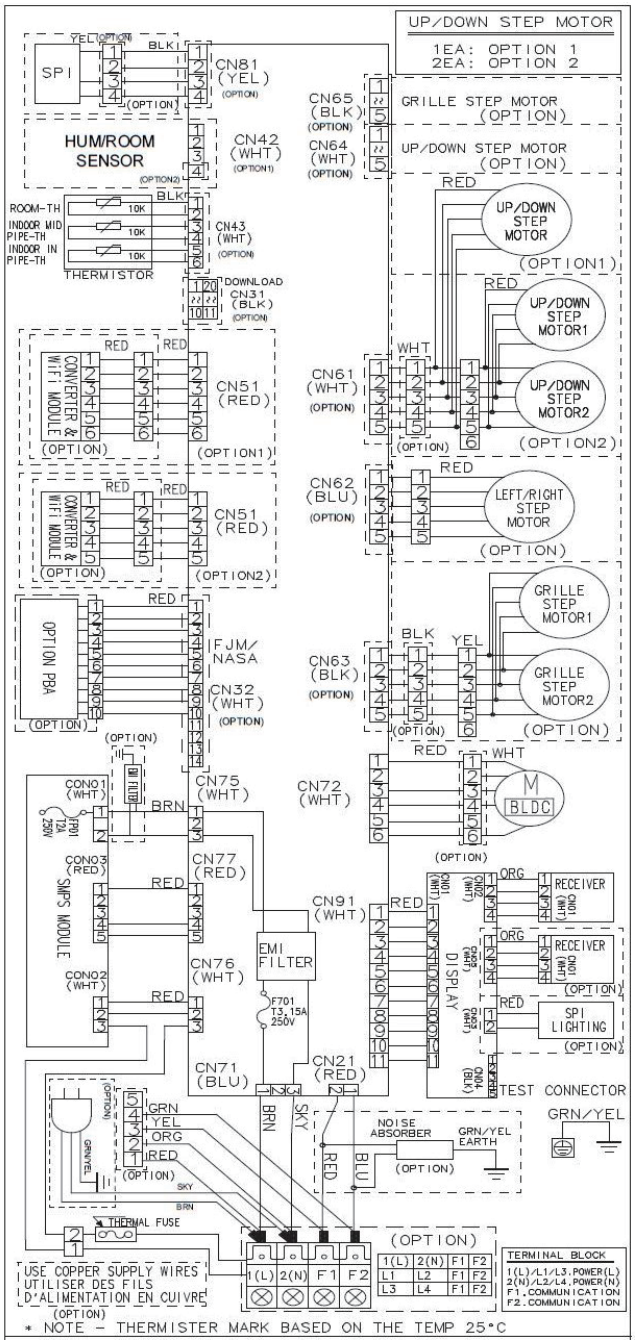

5. Electrical Wiring Diagram

Indoor units

AR09NXFHBWKNEU, AR12NXFHBWKNEU, AR18RXFHBWKNEU, AR24RXFHBWKNEU
AR09RXFPEWQNEU, AR12RXFPEWQNEU, AR18RXFPEWQNEU, AR24RXFPEWQNEU

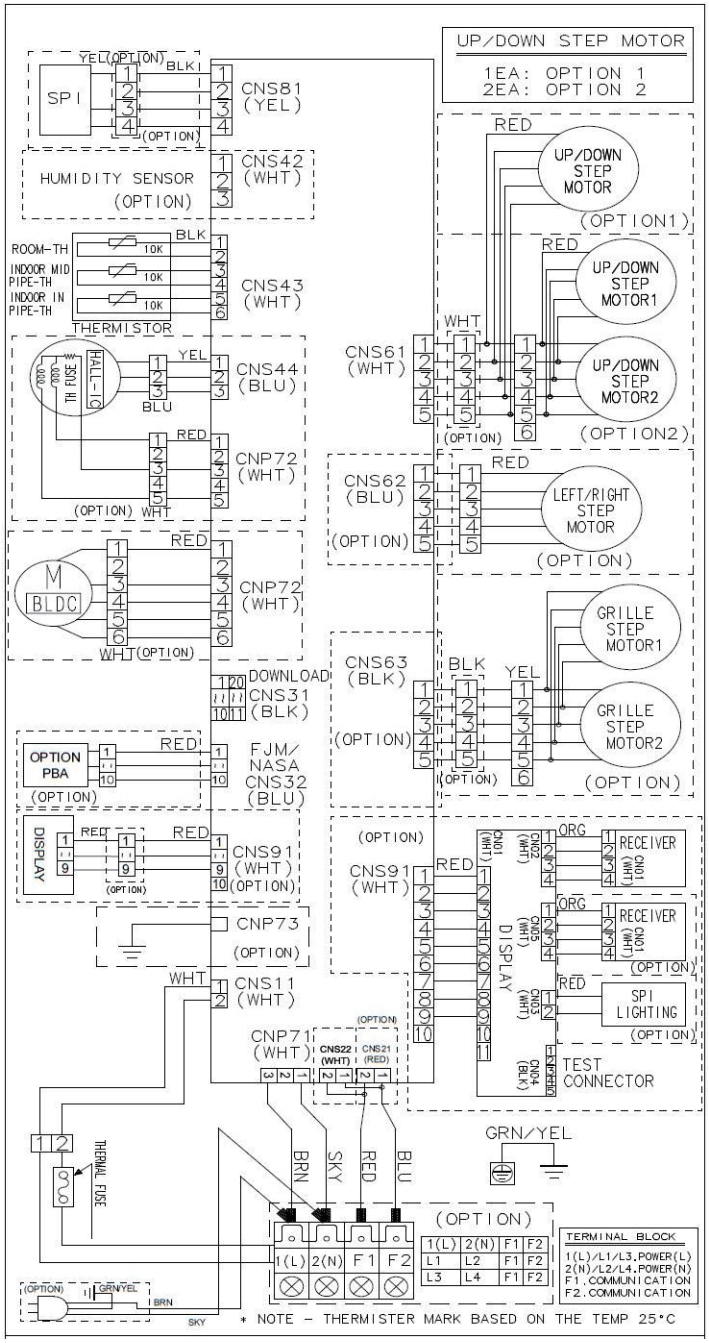

5. Electrical Wiring Diagram

Outdoor units

AR09RXPXBWKXEU, AR12RXPXBWKXEU, AR18RXPXBWKXEU, AR09RXWXCWKXEU
AR12RXWXCWKXEU, AR18RXWXCWKXEU, AR09RXWSAURXEU, AR12RXWSAURXEU
AR09NXFHBWKXEU, AR12NXFHBWKXEU, AR18RXFHBWKXEU, AR09RXFPEWQXEU
AR12RXFPEWQXEU, AR18RXFPEWQXEU

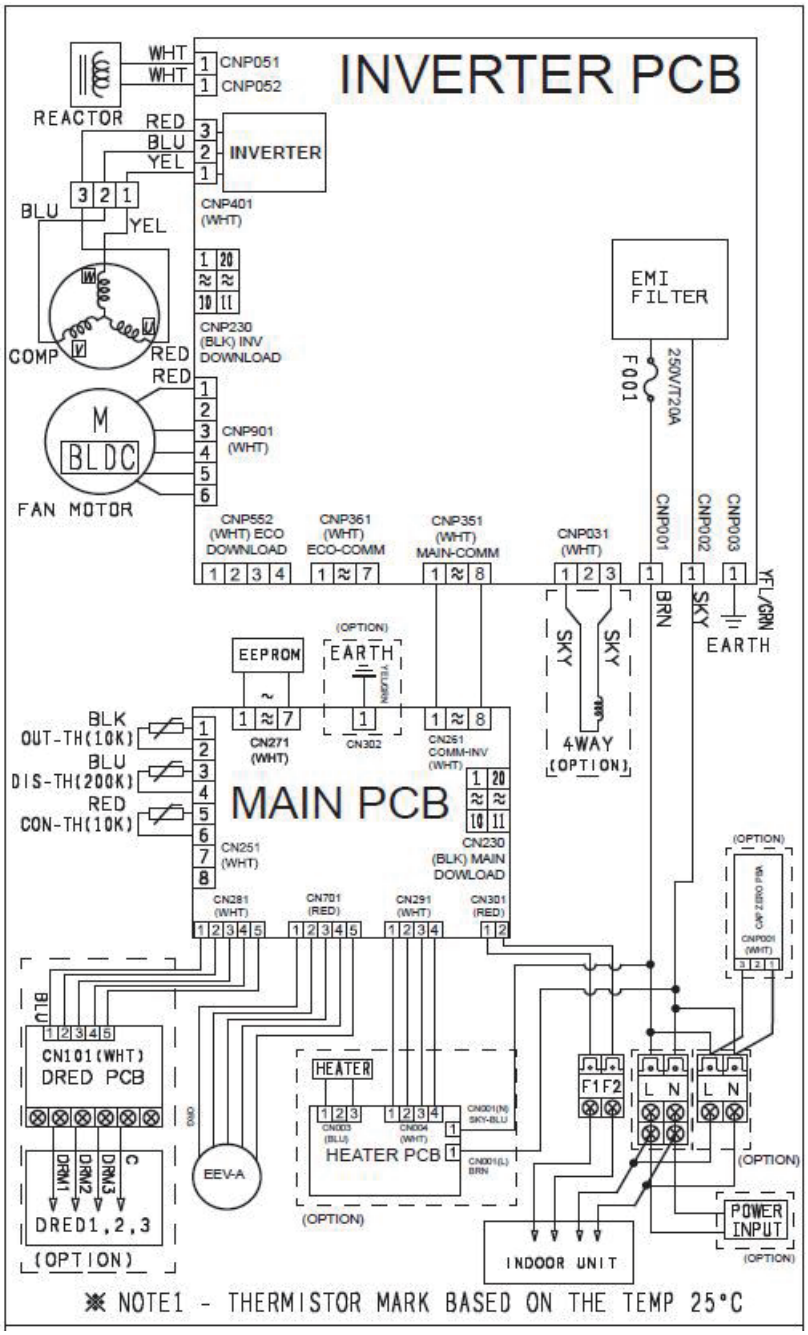

5. Electrical Wiring Diagram

Outdoor units

AR24RXPXBWKXEU, AR24RXWXCWKXEU, AR24RXFHBWKXEU, AR24RXFPEWQXEU

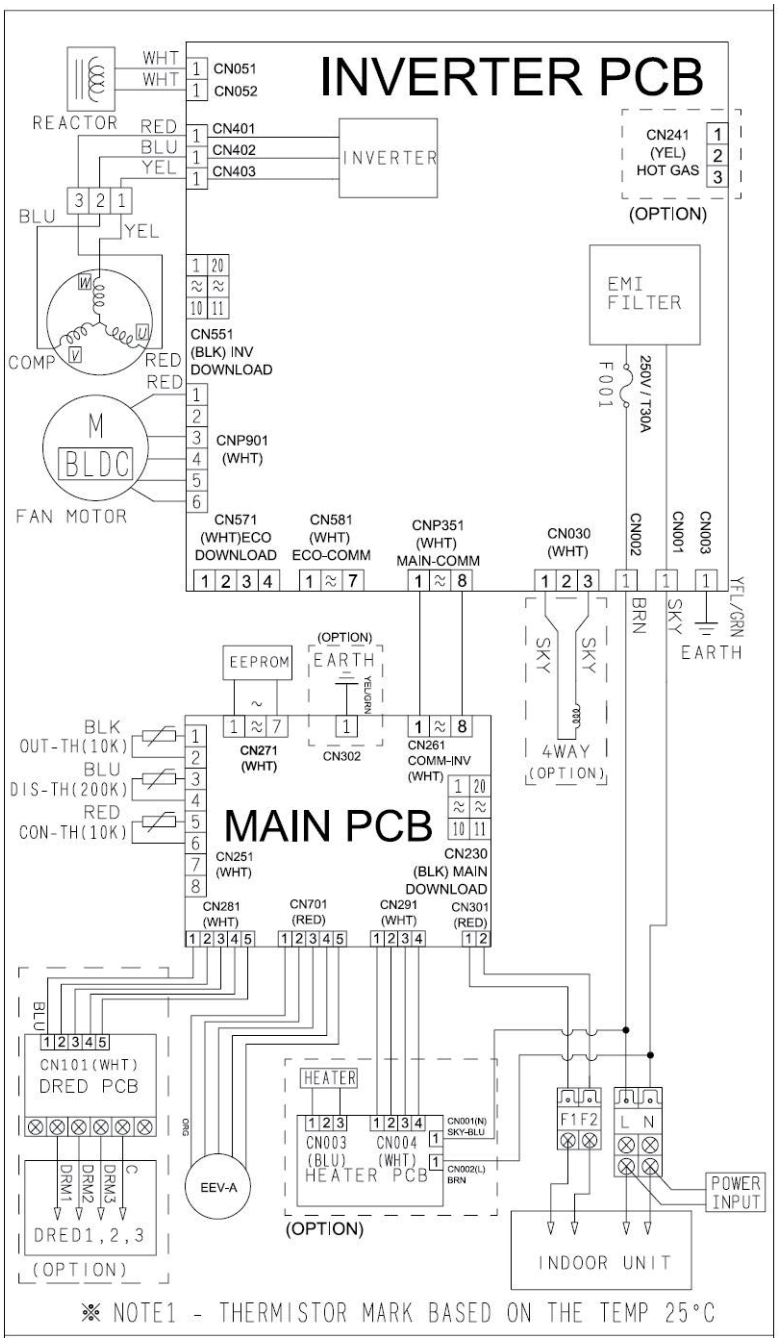

6. Sound Data

Indoor units : Wind-Free

Sound Pressure level

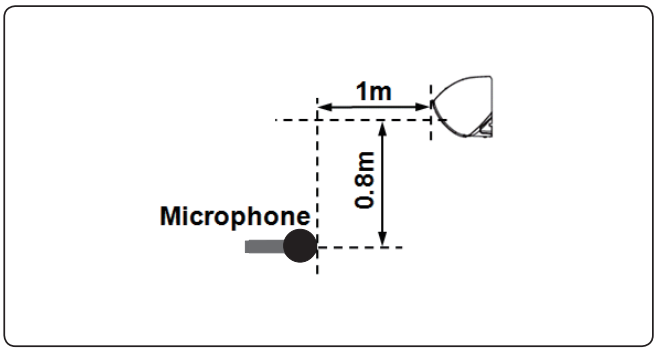

Unit: dB(A)

Model	Sound Pressure(Cooling)	
	High	Silent
AR09RXPXBWKNEU	37	19
AR12RXPXBWKNEU	38	19
AR18RXPXBWKNEU	41	25
AR24RXPXBWKNEU	45	26

- NR Curve

1) AR09RXPXBWKNEU

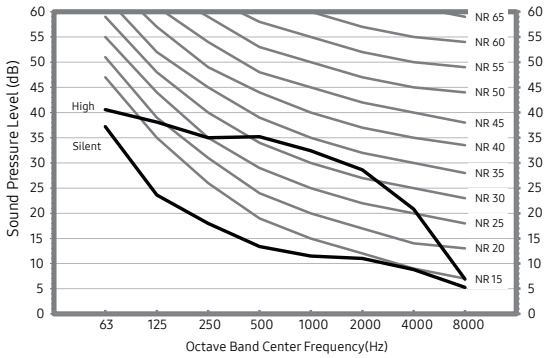

2) AR12RXPXBWKNEU

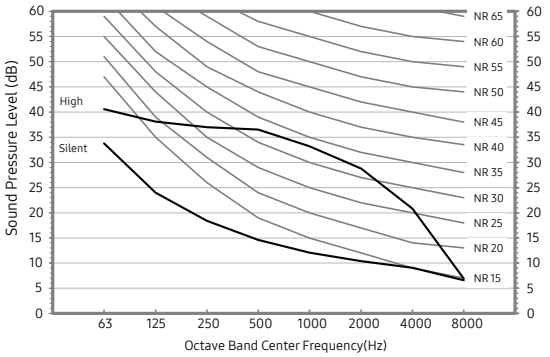

3) AR18RXPXBWKNEU

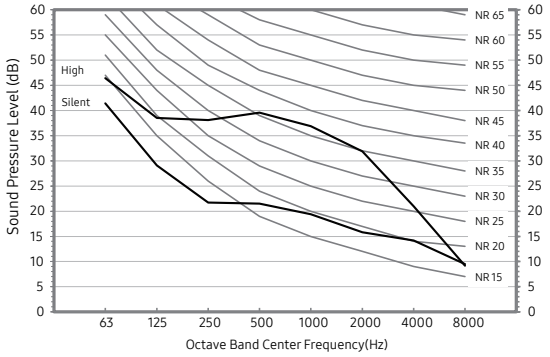

4) AR24RXPXBWKNEU

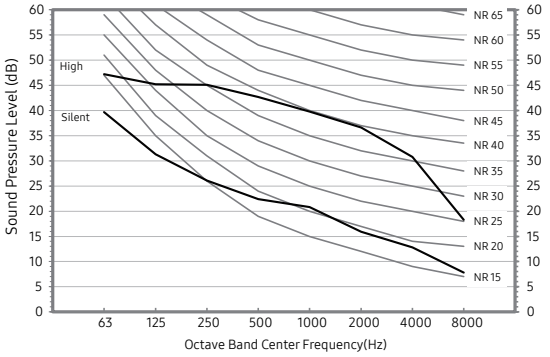

NOTE

- These operation values were obtained in an anechoic room. Sound pressure level will vary depending on a range of factors such as the construction of the particular room where the equipment is installed.
- Operation sound level may differ depending on operation and ambient conditions.

6. Sound Data

Indoor units : Wind-Free

Sound Pressure level

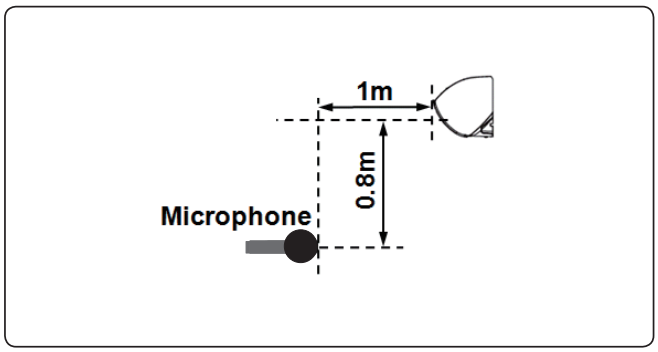

Unit: dB(A)

Model	Sound Pressure(Cooling)	
	High	Silent
AR09RXWXCWKNEU	37	19
AR12RXWXCWKNEU	40	19
AR18RXWXCWKNEU	41	25
AR24RXWXCWKNEU	45	26

- NR Curve

1) AR09RXWXCWKNEU

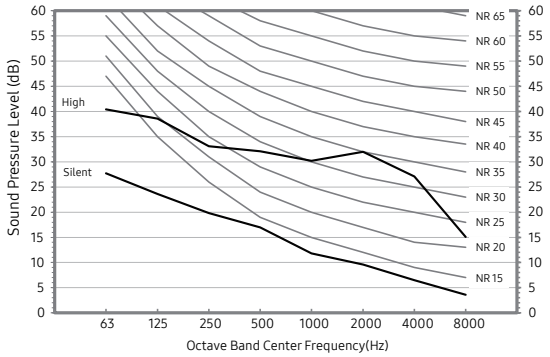

2) AR12RXWXCWKNEU

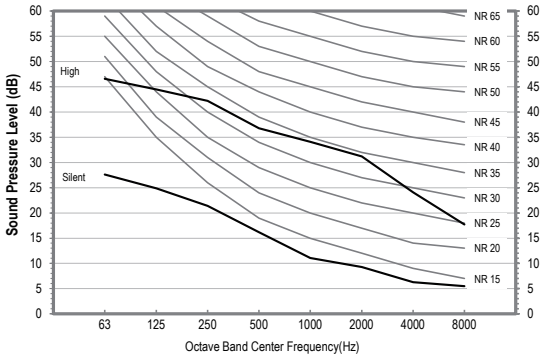

3) AR18RXWXCWKNEU

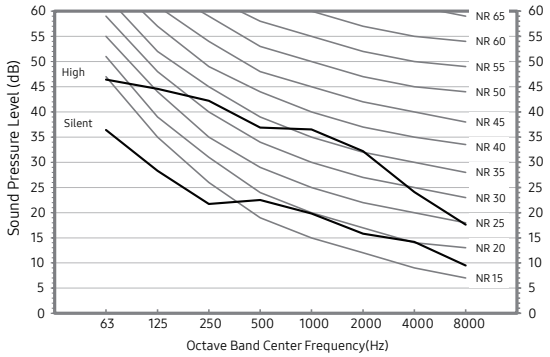

4) AR24RXWXCWKNEU

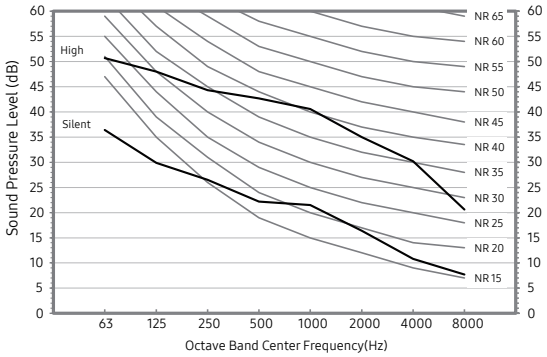

NOTE

- These operation values were obtained in an anechoic room. Sound pressure level will vary depending on a range of factors such as the construction of the particular room where the equipment is installed.
- Operation sound level may differ depending on operation and ambient conditions.

6. Sound Data

Indoor units : New Triangle

Sound Pressure level

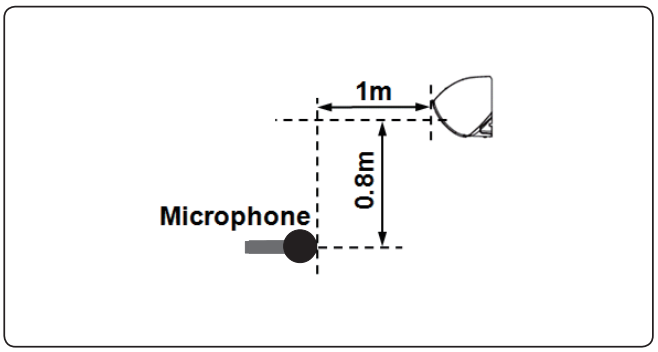

Unit: dB(A)

Model	Sound Pressure(Cooling)	
	High	Silent
AR09RXWSAURNEU	37	19
AR12RXWSAURNEU	40	19

- NR Curve

1) AR09RXWSAURNEU

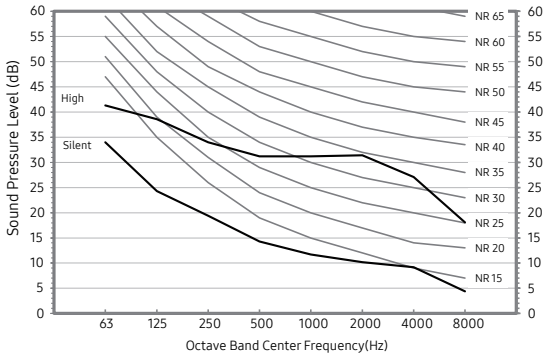

2) AR12RXWSAURNEU

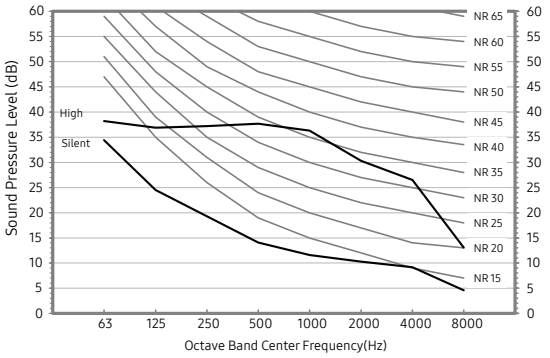

NOTE

- These operation values were obtained in an anechoic room. Sound pressure level will vary depending on a range of factors such as the construction of the particular room where the equipment is installed.
- Operation sound level may differ depending on operation and ambient conditions.

6. Sound Data

Indoor units : New Boracay

Sound Pressure level

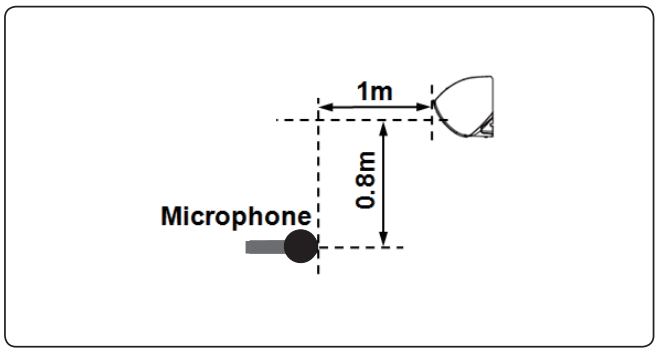

Unit: dB(A)

Model	Sound Pressure(Cooling)	
	High	Silent
AR09NXFHBWKNEU	38	21
AR12NXFHBWKNEU	42	21
AR18RXFHBWKNEU	42	25
AR24RXFHBWKNEU	45	29

- NR Curve

1) AR09NXFHBWKNEU

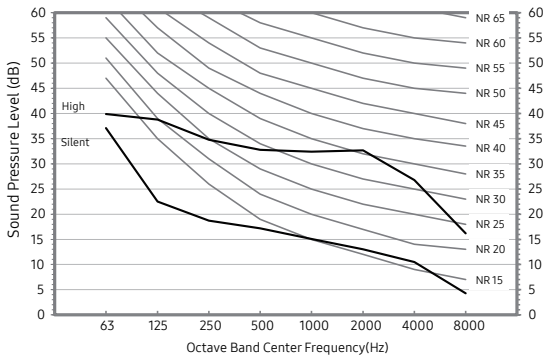

2) AR12NXFHBWKNEU

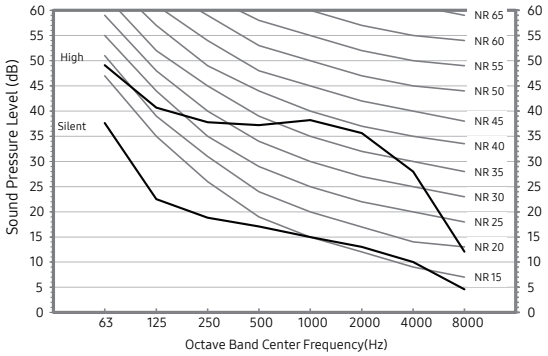

3) AR18RXFHBWKNEU

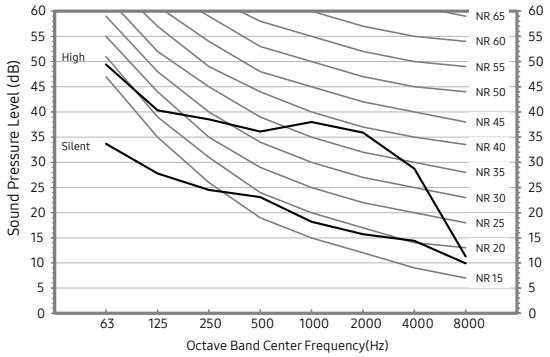

4) AR24RXFHBWKNEU

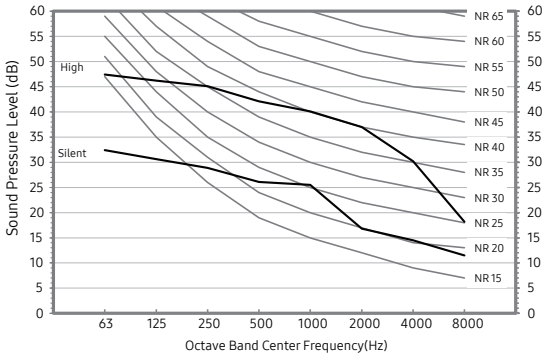

NOTE

- These operation values were obtained in an anechoic room. Sound pressure level will vary depending on a range of factors such as the construction of the particular room where the equipment is installed.
- Operation sound level may differ depending on operation and ambient conditions.

6. Sound Data

Indoor units : Maldives

Sound Pressure level

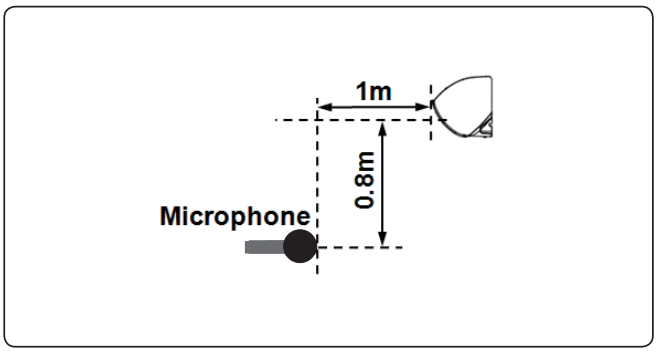

Unit: dB(A)

Model	Sound Pressure(Cooling)	
	High	Silent
AR09RXFPEWQNEU	38	21
AR12RXFPEWQNEU	42	21
AR18RXFPEWQNEU	42	25
AR24RXFPEWQNEU	45	29

- NR Curve

1) AR09RXFPEWQNEU

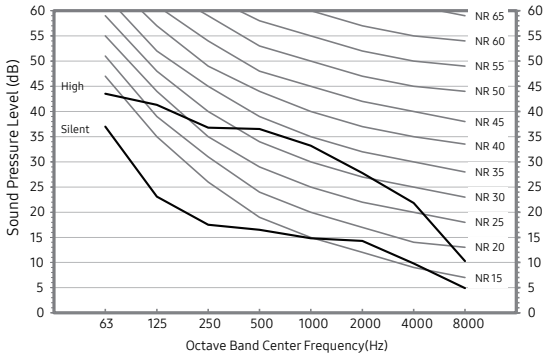

2) AR12RXFPEWQNEU

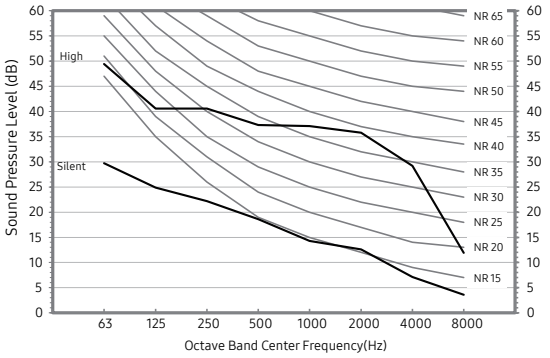

3) AR18RXFPEWQNEU

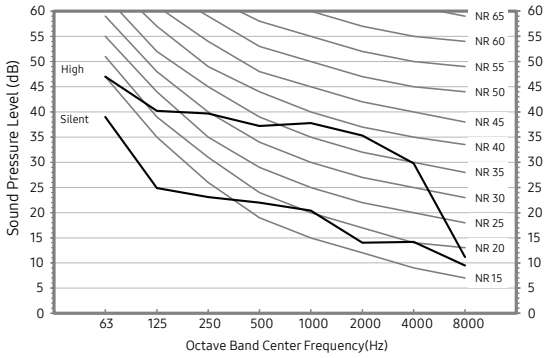

4) AR24RXFPEWQNEU

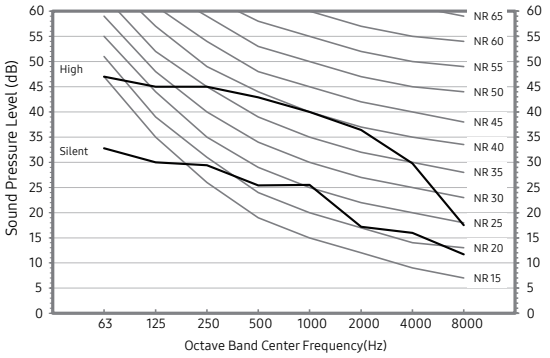

NOTE

- These operation values were obtained in an anechoic room. Sound pressure level will vary depending on a range of factors such as the construction of the particular room where the equipment is installed.
- Operation sound level may differ depending on operation and ambient conditions.

6. Sound Data

Outdoor units : Wind-Free

Sound Pressure level

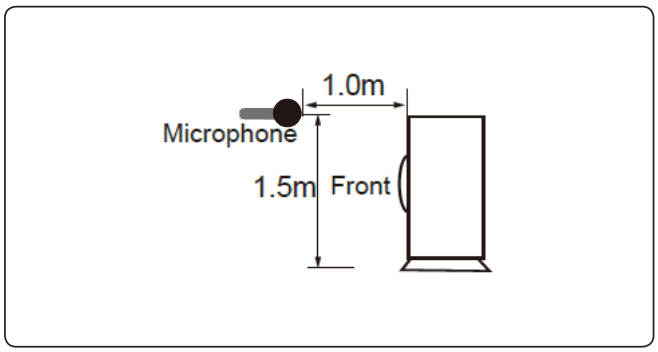

Unit: dB(A)

Model	Sound Pressure(Cooling)
AR09RXPXBWKXEU	45
AR12RXPXBWKXEU	46
AR18RXPXBWKXEU	51
AR24RXPXBWKXEU	54

- NR Curve

1) AR09RXPXBWKXEU

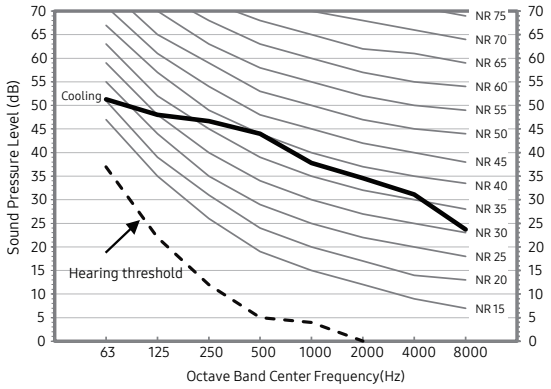

2) AR12RXPXBWKXEU

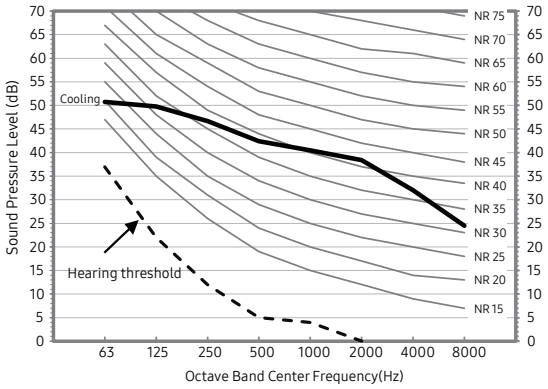

3) AR18RXPXBWKXEU

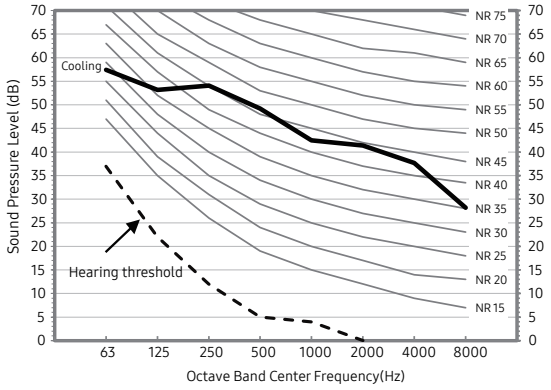

4) AR24RXPXBWKXEU

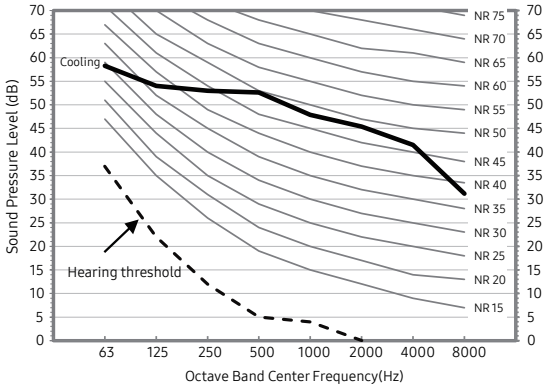

NOTE

- Specifications may be subject to change without prior notice.
  - These operation values were obtained in an anechoic room.
  - Sound pressure level will vary depending on a range of factors such as the construction of the particular. room where the equipment is installed.
  - Operation sound level may differ depending on operation and ambient conditions.

6. Sound Data

Outdoor units : Wind-Free

Sound Pressure level

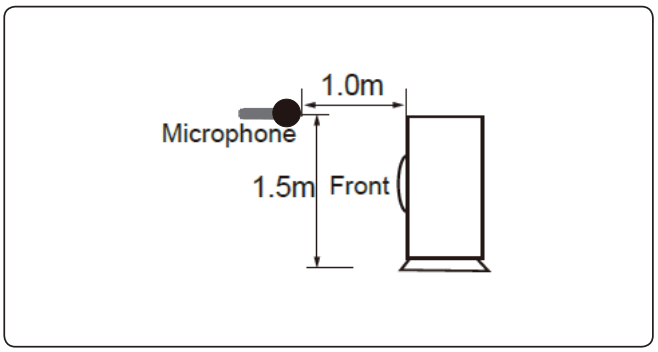

Unit: dB(A)

Model	Sound Pressure(Cooling)
AR09RXWXCWKXEU	46
AR12RXWXCWKXEU	48
AR18RXWXCWKXEU	51
AR24RXWXCWKXEU	54

- NR Curve

1) AR09RXWXCWKXEU

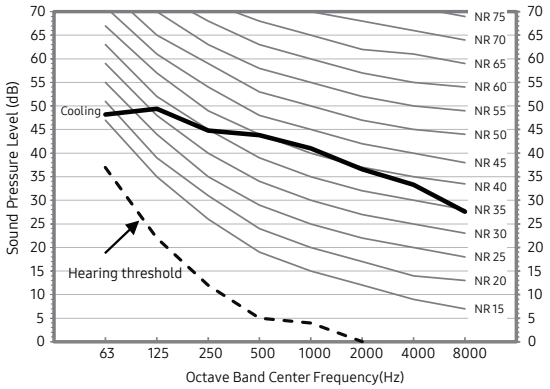

2) AR12RXWXCWKXEU

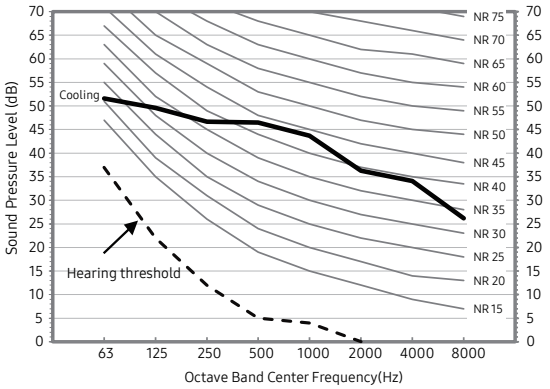

3) AR18RXWXCWKXEU

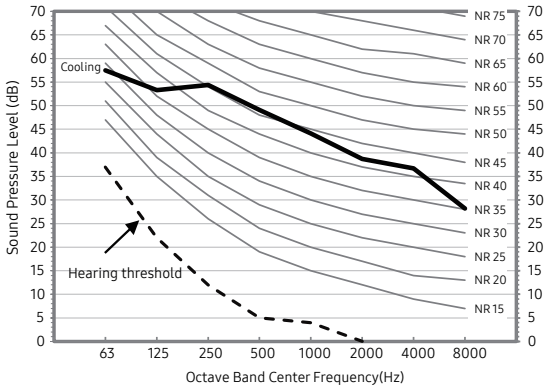

4) AR24RXWXCWKXEU

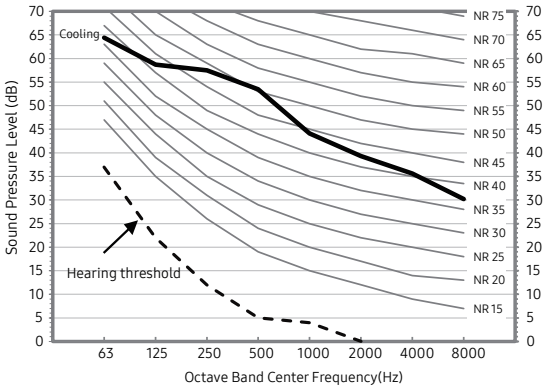

NOTE

- Specifications may be subject to change without prior notice.
  - These operation values were obtained in an anechoic room.
  - Sound pressure level will vary depending on a range of factors such as the construction of the particular. room where the equipment is installed.
  - Operation sound level may differ depending on operation and ambient conditions.

6. Sound Data

Outdoor units : New Triangle

Sound Pressure level

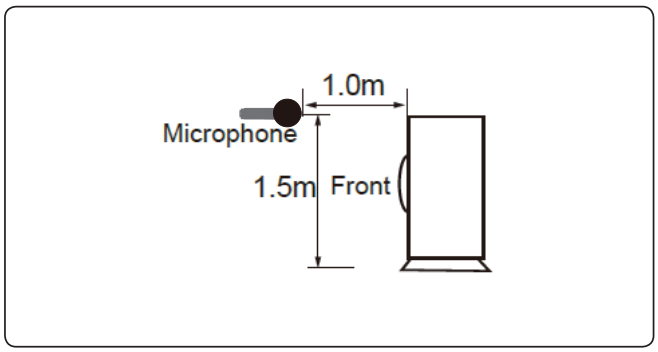

Unit: dB(A)

Model	Sound Pressure(Cooling)
AR09RXWSAURXEU	46
AR12RXWSAURXEU	48

- NR Curve
  1) AR09RXWSAURXEU

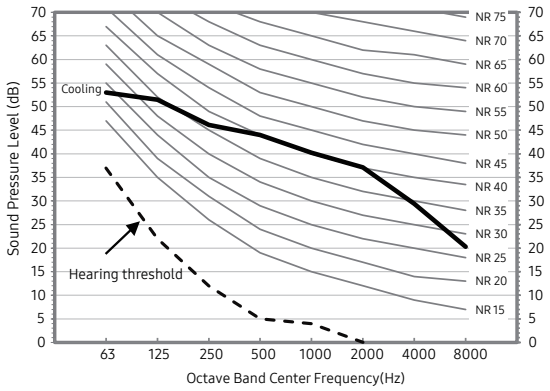

  2) AR12RXWSAURXEU

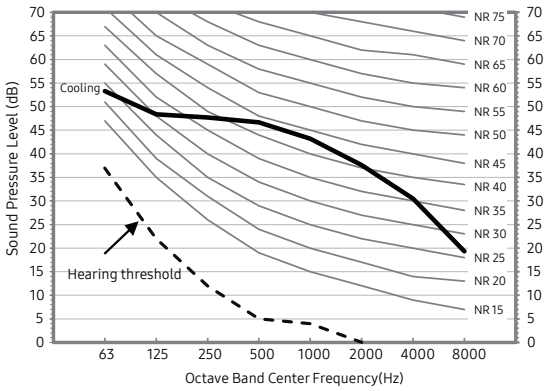

NOTE

- Specifications may be subject to change without prior notice.
  - These operation values were obtained in an anechoic room.
  - Sound pressure level will vary depending on a range of factors such as the construction of the particular. room where the equipment is installed.
  - Operation sound level may differ depending on operation and ambient conditions.

6. Sound Data

Outdoor units : New Boracay

Sound Pressure level

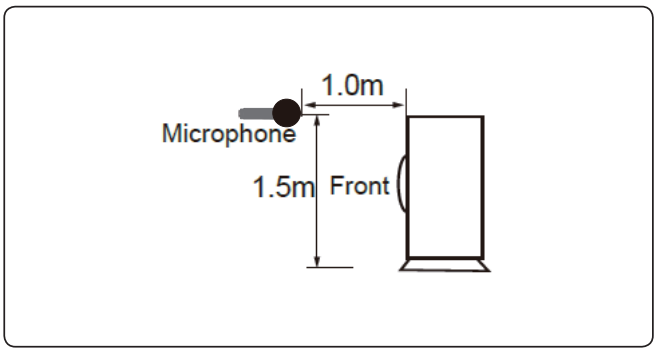

Unit: dB(A)

Model	Sound Pressure(Cooling)
AR09NXFHBWKXEU	45
AR12NXFHBWKXEU	47
AR18RXFHBWKXEU	51
AR24RXFHBWKXEU	54

- NR Curve

1) AR09NXFHBWKXEU

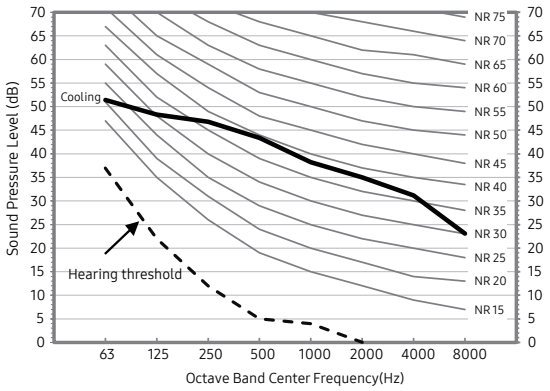

2) AR12NXFHBWKXEU

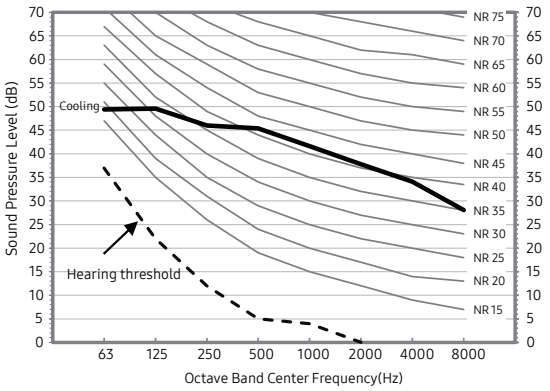

3) AR18RXFHBWKXEU

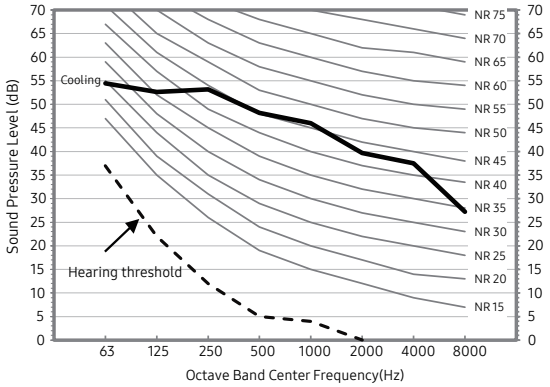

4) AR24RXFHBWKXEU

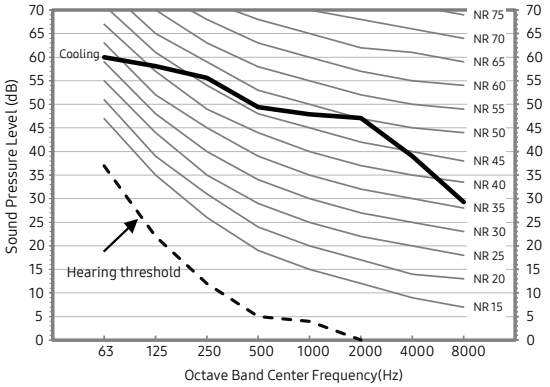

NOTE

- Specifications may be subject to change without prior notice.
  - These operation values were obtained in an anechoic room.
  - Sound pressure level will vary depending on a range of factors such as the construction of the particular. room where the equipment is installed.
  - Operation sound level may differ depending on operation and ambient conditions.

6. Sound Data

Outdoor units : Maldives

Sound Pressure level

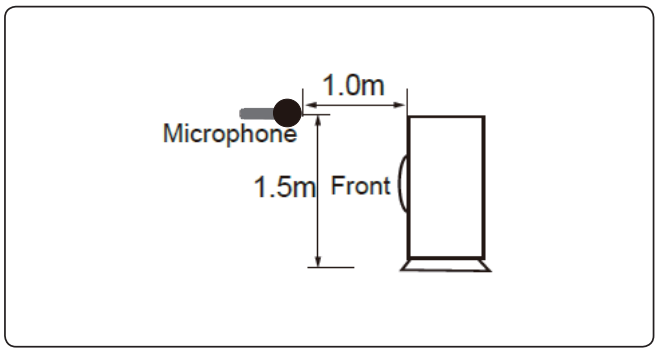

Unit: dB(A)

Model	Sound Pressure(Cooling)
AR09RXFPEWQXEU	46
AR12RXFPEWQXEU	48
AR18RXFPEWQXEU	51
AR24RXFPEWQXEU	54

- NR Curve

1) AR09RXFPEWQXEU

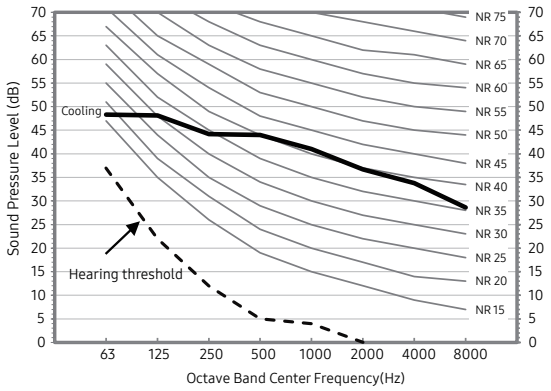

2) AR12RXFPEWQXEU

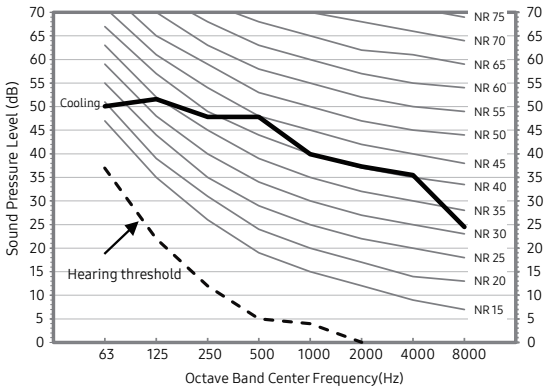

3) AR18RXFPEWQXEU

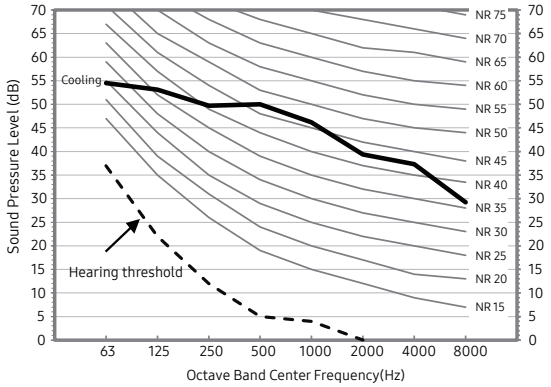

4) AR24RXFPEWQXEU

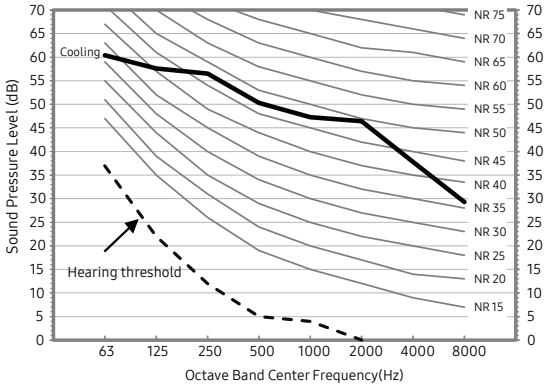

NOTE

- Specifications may be subject to change without prior notice.
  - These operation values were obtained in an anechoic room.
  - Sound pressure level will vary depending on a range of factors such as the construction of the particular. room where the equipment is installed.
  - Operation sound level may differ depending on operation and ambient conditions.

6. Sound Data

Indoor units : Wind-Free

Sound Power level

Unit: dB(A)

Model	Sound Pressure(Cooling)
AR09RXPXBWKNEU	54
AR12RXPXBWKNEU	56
AR18RXPXBWKNEU	58
AR24RXPXBWKNEU	62

NOTE

- Specifications may be subject to change without prior notice.
  - dBA = A-weighted sound power level.
  - Reference power : 1pW.
  - Measured according to ISO 3741.

- NR Curve

1) AR09RXPXBWKNEU

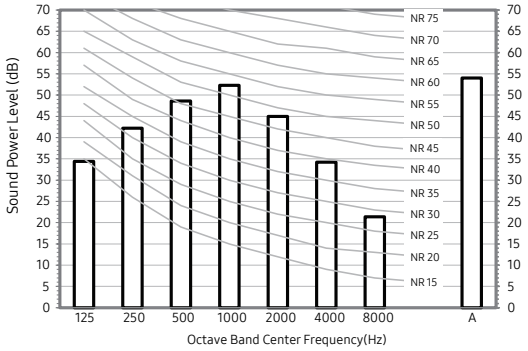

2) AR12RXPXBWKNEU

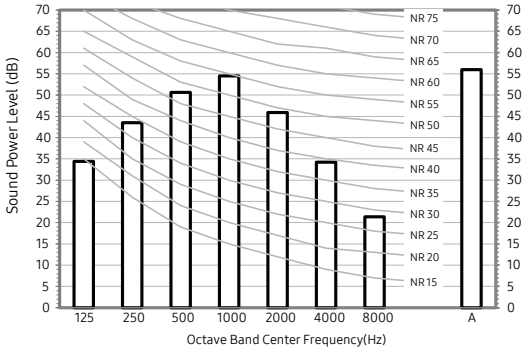

3) AR18RXPXBWKNEU

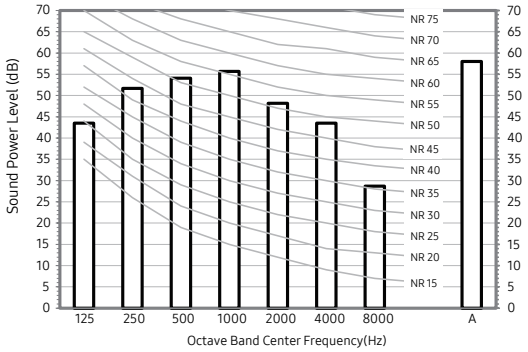

4) AR24RXPXBWKNEU

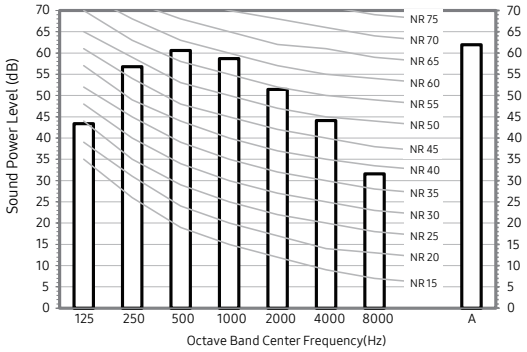

6. Sound Data

Indoor units : Wind-Free

Sound Power level

Unit: dB(A)

Model	Sound Pressure(Cooling)
AR09RXWXCWKNEU	54
AR12RXWXCWKNEU	59
AR18RXWXCWKNEU	58
AR24RXWXCWKNEU	62

NOTE

- Specifications may be subject to change without prior notice.
  - dBA = A-weighted sound power level.
  - Reference power : 1pW.
  - Measured according to ISO 3741.

- NR Curve

1) AR09RXWXCWKNEU

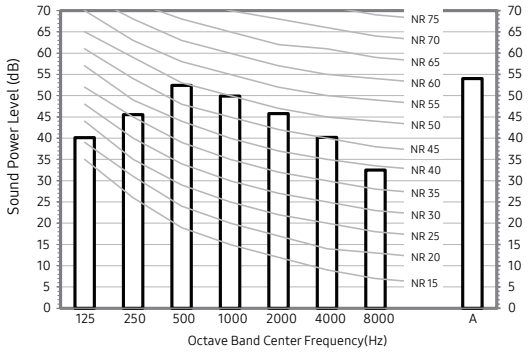

2) AR12RXWXCWKNEU

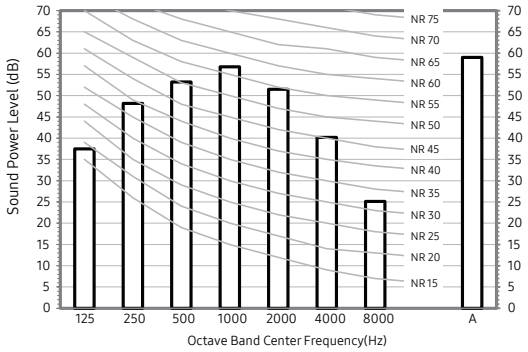

3) AR18RXWXCWKNEU

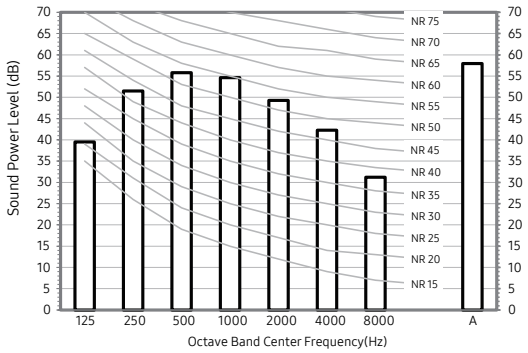

4) AR24RXWXCWKNEU

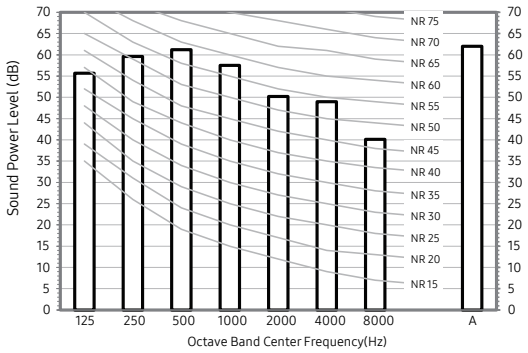

6. Sound Data

Indoor units : New Triangle

Sound Power level

Unit: dB(A)

Model	Sound Pressure(Cooling)
AR09RXWSAURNEU	54
AR12RXWSAURNEU	59

NOTE

- Specifications may be subject to change without prior notice.
  - dBA = A-weighted sound power level.
  - Reference power : 1pW.
  - Measured according to ISO 3741.

- NR Curve

1) AR09RXWSAURNEU

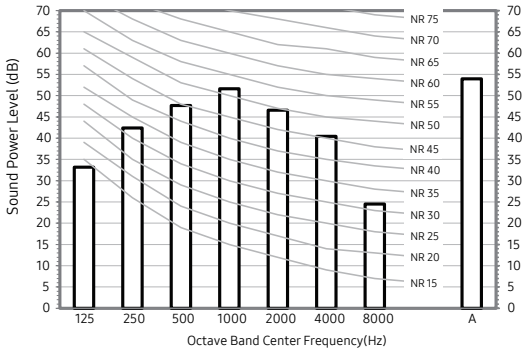

2) AR12RXWSAURNEU

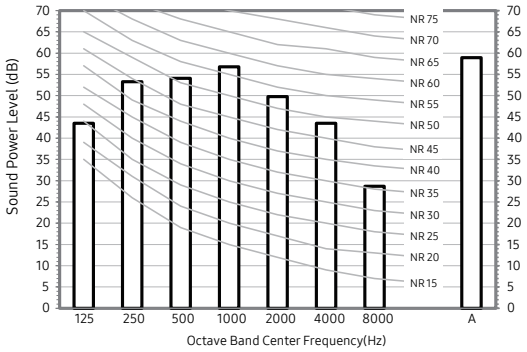

6. Sound Data

Indoor units : New Boracay

Sound Power level

Unit: dB(A)

Model	Sound Pressure(Cooling)
AR09NXFHBWKNEU	56
AR12NXFHBWKNEU	59
AR18RXFHBWKNEU	58
AR24RXFHBWKNEU	63

NOTE

- Specifications may be subject to change without prior notice.
  - dBA = A-weighted sound power level.
  - Reference power : 1pW.
  - Measured according to ISO 3741.

- NR Curve

1) AR09NXFHBWKNEU

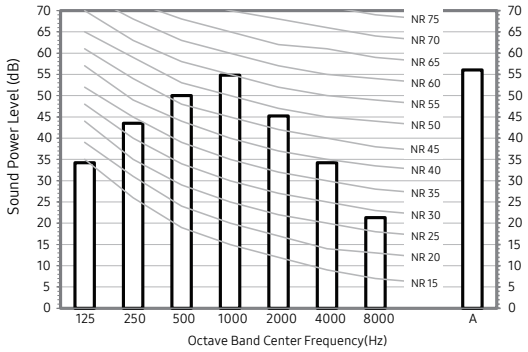

2) AR12NXFHBWKNEU

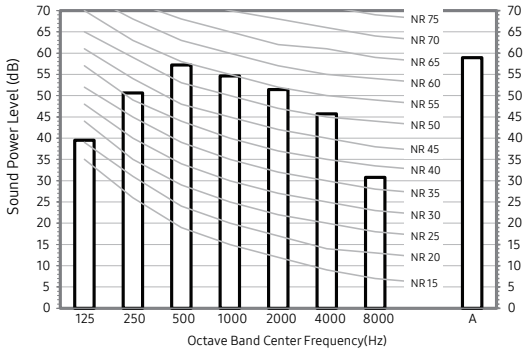

3) AR18RXFHBWKNEU

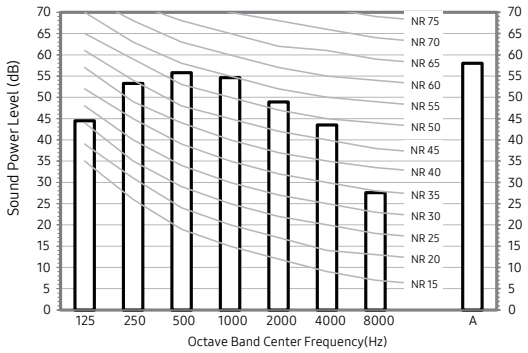

4) AR24RXFHBWKNEU

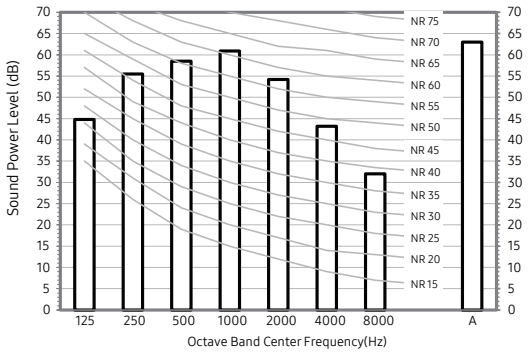

6. Sound Data

Indoor units : Maldives

Sound Power level

Unit: dB(A)

Model	Sound Pressure(Cooling)
AR09RXFPEWQNEU	56
AR12RXFPEWQNEU	59
AR18RXFPEWQNEU	58
AR24RXFPEWQNEU	63

NOTE

- Specifications may be subject to change without prior notice.
  - dBA = A-weighted sound power level.
  - Reference power : 1pW.
  - Measured according to ISO 3741.

- NR Curve

1) AR09RXFPEWQNEU

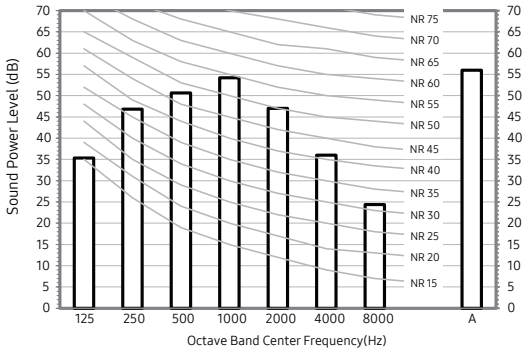

2) AR12RXFPEWQNEU

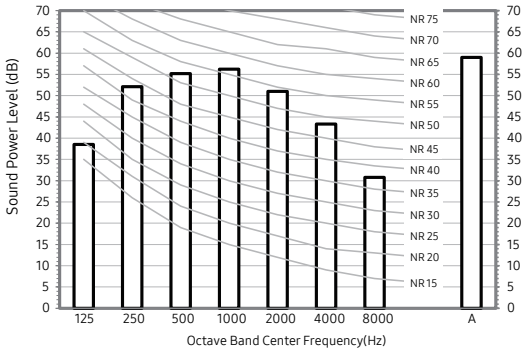

3) AR18RXFPEWQNEU

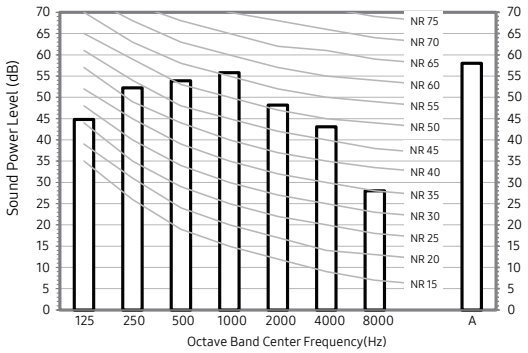

4) AR24RXFPEWQNEU

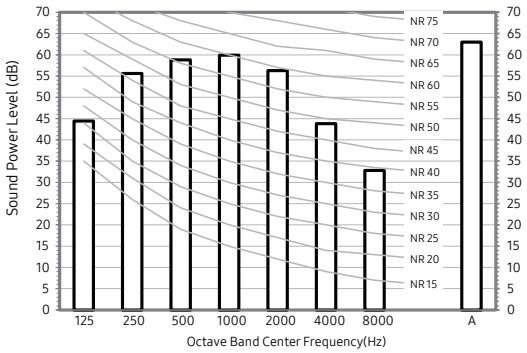

6. Sound Data

Outdoor units : Wind-Free

Sound Power level

Unit: dB(A)

Model	Sound Pressure(Cooling)
AR09RXPXBWKXEU	59
AR12RXPXBWKXEU	62
AR18RXPXBWKXEU	65
AR24RXPXBWKXEU	68

NOTE

- Specifications may be subject to change without prior notice
  - These operation values were obtained in an anechoic room.
  - Sound pressure level will vary depending on a range of factors such as the construction of the particular room where the equipment is installed.
  - Operation sound level may differ depending on operation and ambient conditions.

- NR Curve

1) AR09RXPXBWKXEU

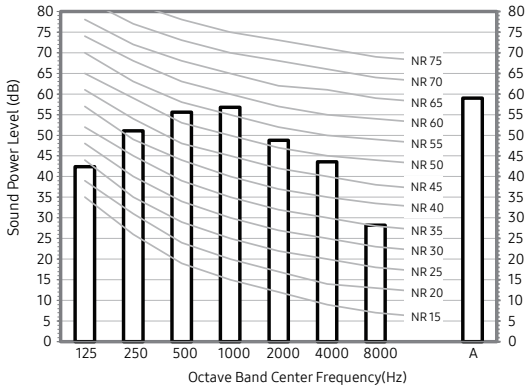

2) AR12RXPXBWKXEU

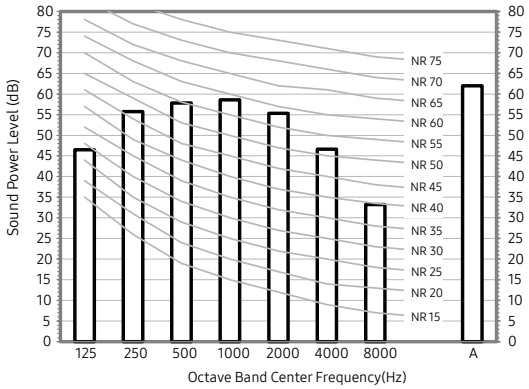

3) AR18RXPXBWKXEU

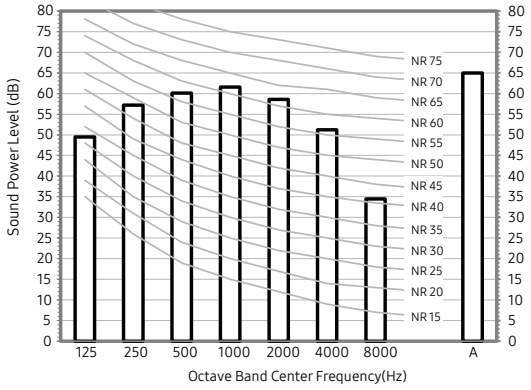

4) AR24RXPXBWKXEU

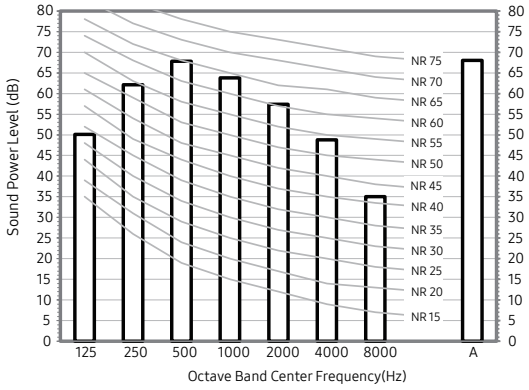

6. Sound Data

Outdoor units : Wind-Free

Sound Power level

Unit: dB(A)

Model	Sound Pressure(Cooling)
AR09RXWXCWKXEU	63
AR12RXWXCWKXEU	65
AR18RXWXCWKXEU	65
AR24RXWXCWKXEU	68

NOTE

- Specifications may be subject to change without prior notice
  - These operation values were obtained in an anechoic room.
  - Sound pressure level will vary depending on a range of factors such as the construction of the particular room where the equipment is installed.
  - Operation sound level may differ depending on operation and ambient conditions.

- NR Curve

1) AR09RXWXCWKXEU

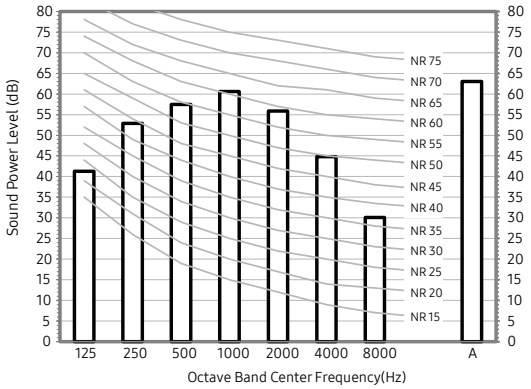

2) AR12RXWXCWKXEU

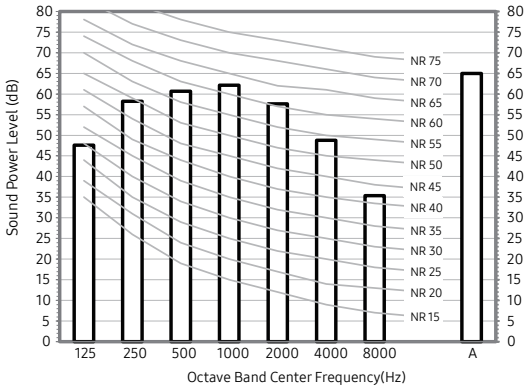

3) AR18RXWXCWKXEU

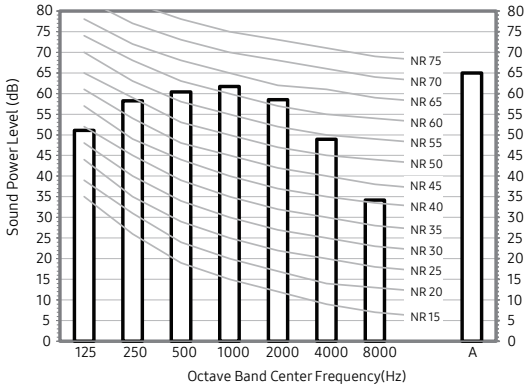

4) AR24RXWXCWKXEU

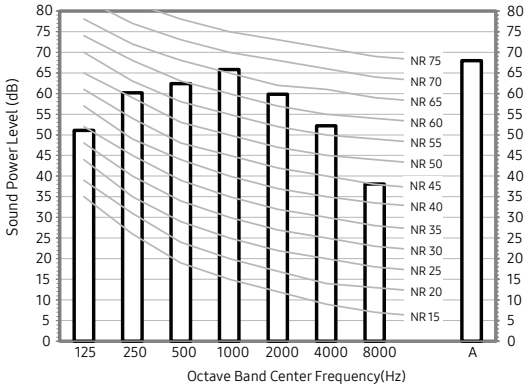

6. Sound Data

Outdoor units : New Triangle

Sound Power level

Unit: dB(A)

Model	Sound Pressure(Cooling)
AR09RXWSAURXEU	63
AR12RXWSAURXEU	65

NOTE

- Specifications may be subject to change without prior notice
  - These operation values were obtained in an anechoic room.
  - Sound pressure level will vary depending on a range of factors such as the construction of the particular room where the equipment is installed.
  - Operation sound level may differ depending on operation and ambient conditions.

- NR Curve

1) AR09RXWSAURXEU

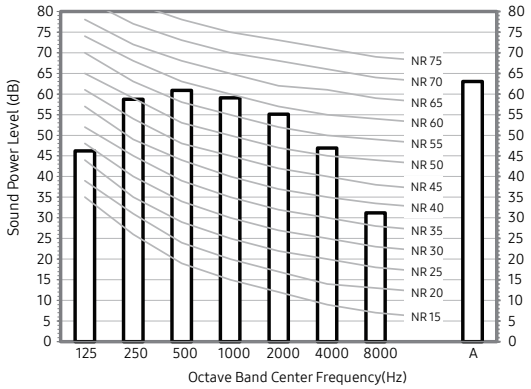

2) AR12RXWSAURXEU

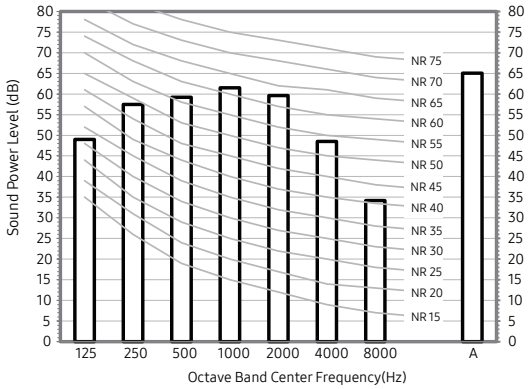

6. Sound Data

Outdoor units : New Boracay

Sound Power level

Unit: dB(A)

Model	Sound Pressure(Cooling)
AR09NXFHBWKXEU	59
AR12NXFHBWKXEU	62
AR18RXFHBWKXEU	65
AR24RXFHBWKXEU	69

NOTE

- Specifications may be subject to change without prior notice
  - These operation values were obtained in an anechoic room.
  - Sound pressure level will vary depending on a range of factors such as the construction of the particular room where the equipment is installed.
  - Operation sound level may differ depending on operation and ambient conditions.

- NR Curve

1) AR09NXFHBWKXEU

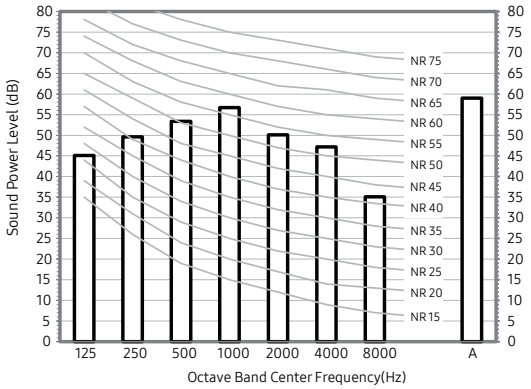

2) AR12NXFHBWKXEU

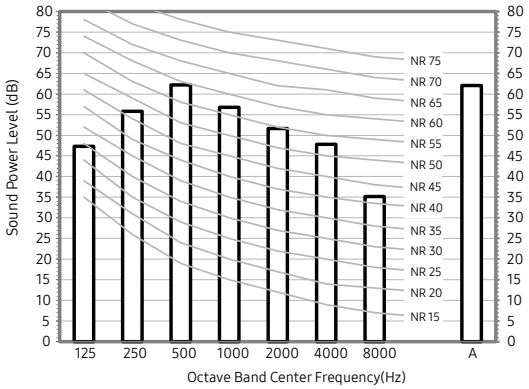

3) AR18RXFHBWKXEU

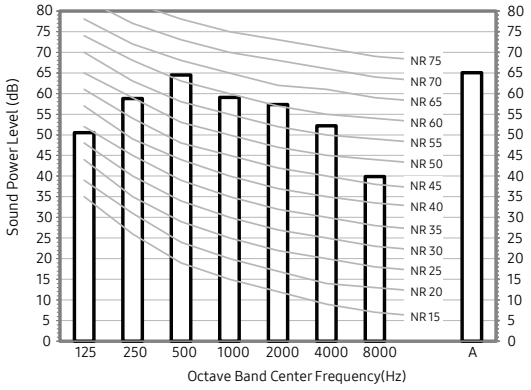

4) AR24RXFHBWKXEU

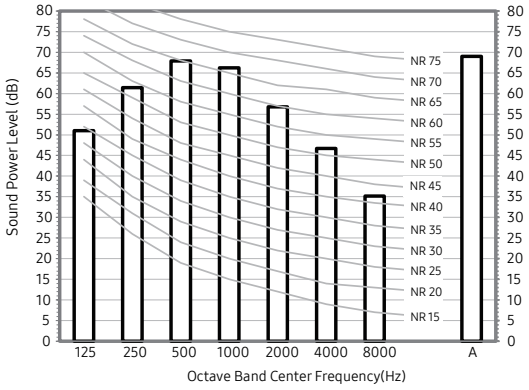

6. Sound Data

Outdoor units : Maldives

Sound Power level

Unit: dB(A)

Model	Sound Pressure(Cooling)
AR09RXFPEWQXEU	63
AR12RXFPEWQXEU	65
AR18RXFPEWQXEU	65
AR24RXFPEWQXEU	69

NOTE

- Specifications may be subject to change without prior notice
  - These operation values were obtained in an anechoic room.
  - Sound pressure level will vary depending on a range of factors such as the construction of the particular room where the equipment is installed.
  - Operation sound level may differ depending on operation and ambient conditions.

- NR Curve

1) AR09RXFPEWQXEU

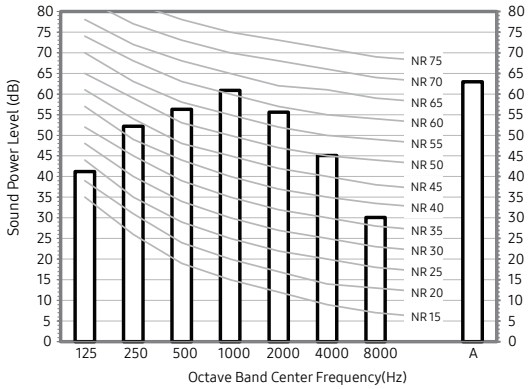

2) AR12RXFPEWQXEU

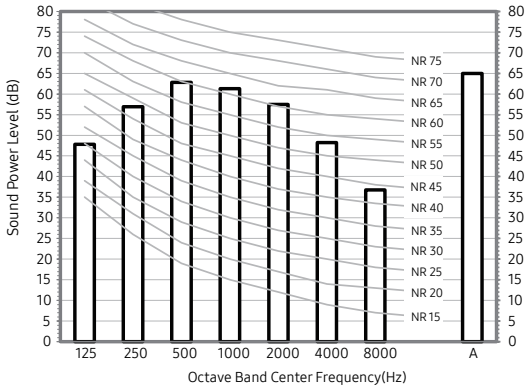

3) AR18RXFPEWQXEU

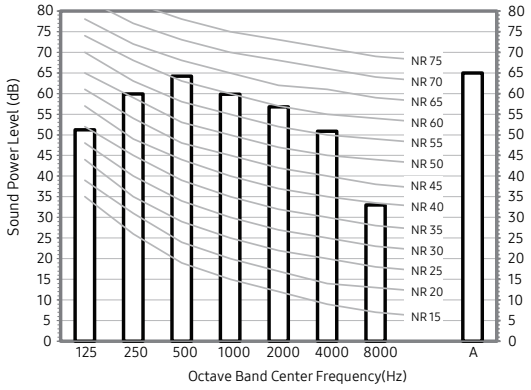

4) AR24RXFPEWQXEU

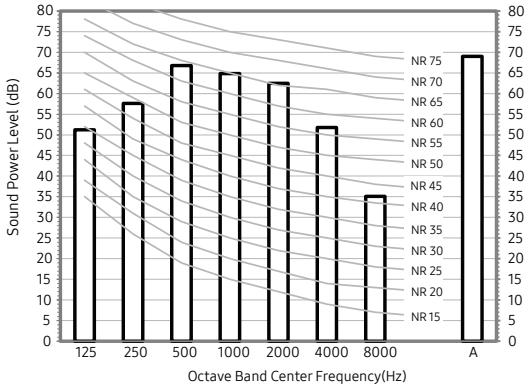

7. Temperature and air flow distribution

Wind-Free

AR09RXPXBWKNEU

- Cooling air velocity distribution

(Discharge angle : 16 degree)

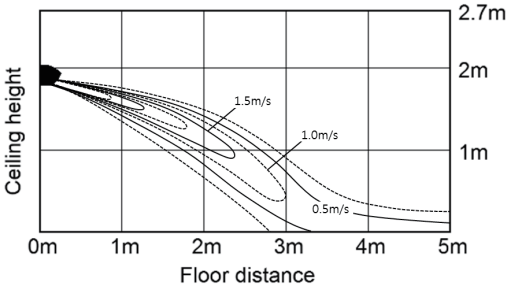

- Cooling Temperature distribution

(Discharge angle : 16 degree)

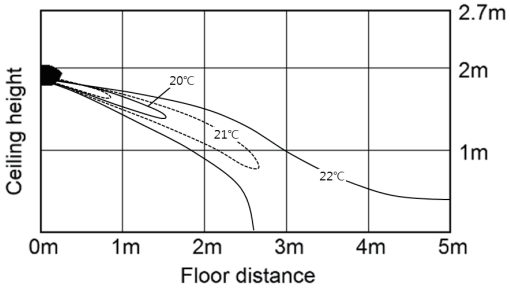

- Heating air velocity distribution

(Discharge angle : 46 degree)

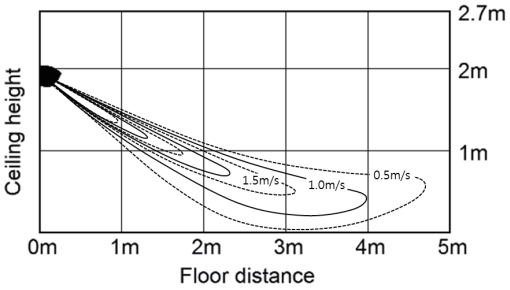

- Heating Temperature distribution

(Discharge angle : 46 degree)

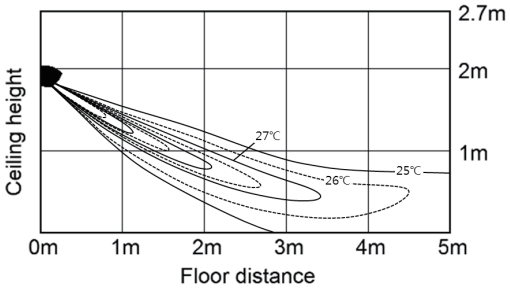

AR12RXPXBWKNEU

- Cooling air velocity distribution

(Discharge angle : 16 degree)

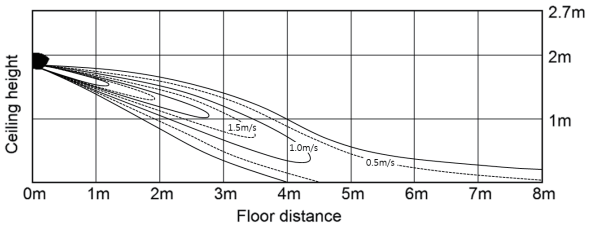

- Cooling Temperature distribution

(Discharge angle : 16 degree)

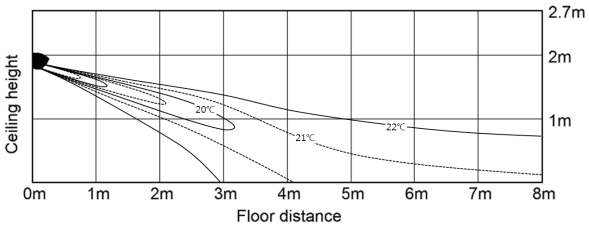

- Heating air velocity distribution

(Discharge angle : 46 degree)

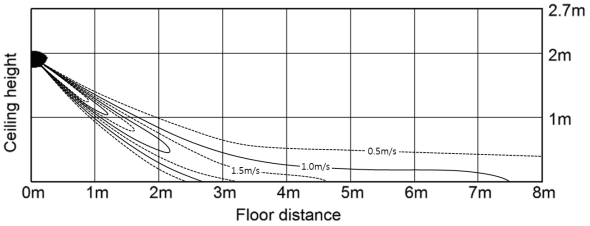

- Heating Temperature distribution

(Discharge angle : 46 degree)

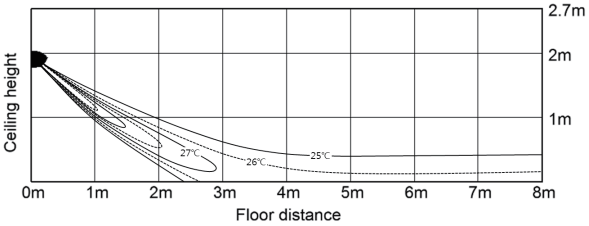

7. Temperature and air flow distribution

Wind-Free

AR18RXPXBWKNEU

- Cooling air velocity distribution

(Discharge angle : 28 degree)

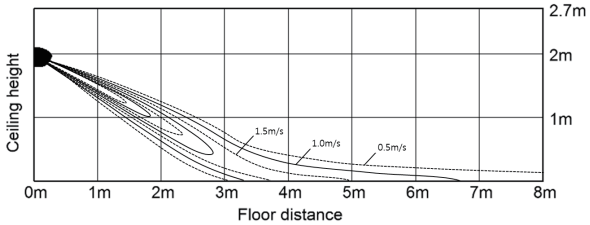

- Cooling Temperature distribution

(Discharge angle : 28 degree)

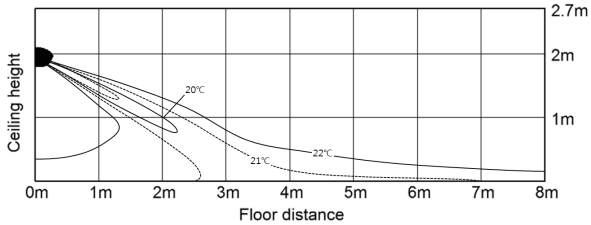

- Heating air velocity distribution

(Discharge angle : 58 degree)

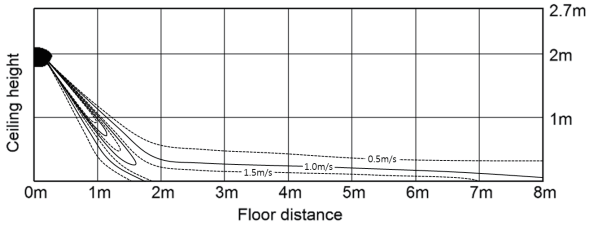

- Heating Temperature distribution

(Discharge angle : 58 degree)

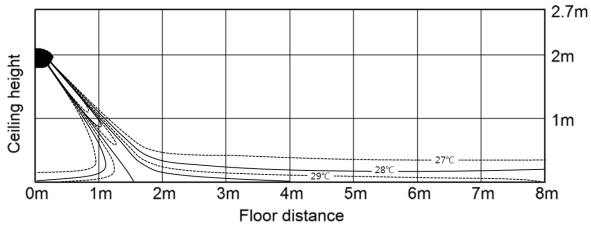

AR24RXPXBWKNEU

- Cooling air velocity distribution

(Discharge angle : 28 degree)

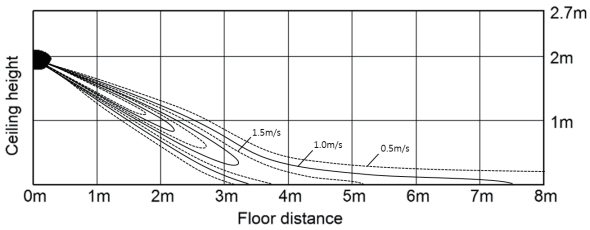

- Cooling Temperature distribution

(Discharge angle : 28 degree)

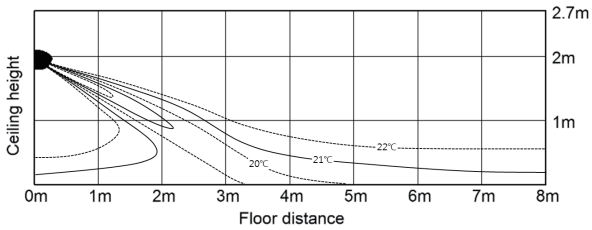

- Heating air velocity distribution

(Discharge angle : 58 degree)

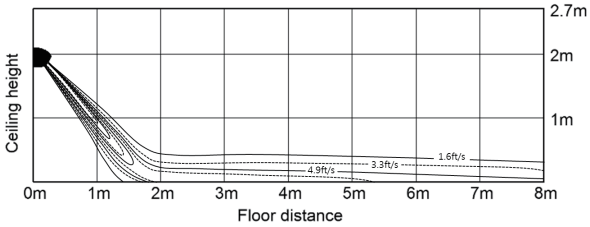

- Heating Temperature distribution

(Discharge angle : 58 degree)

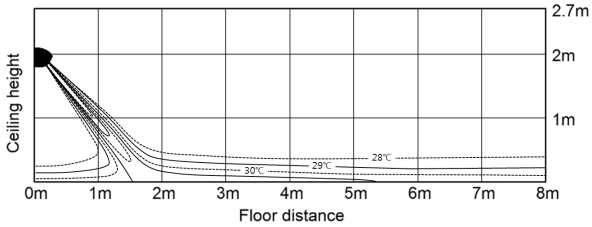

7. Temperature and air flow distribution

Wind-Free

AR09RXWXCWKNEU

- Cooling air velocity distribution

(Discharge angle : 16 degree)

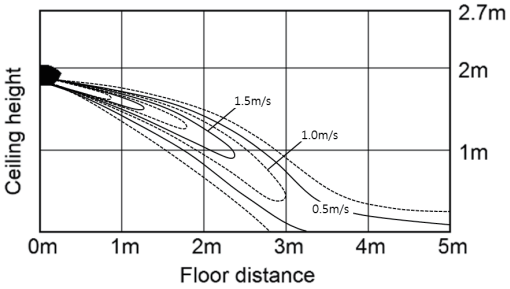

- Cooling Temperature distribution

(Discharge angle : 16 degree)

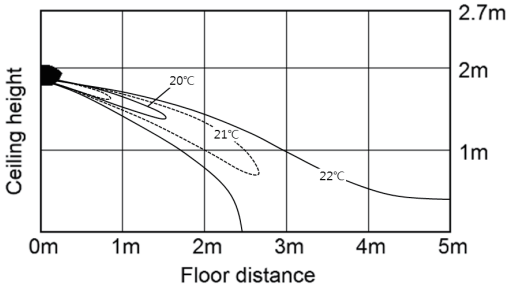

- Heating air velocity distribution

(Discharge angle : 46 degree)

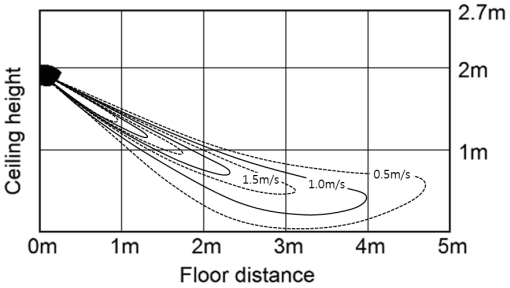

- Heating Temperature distribution

(Discharge angle : 46 degree)

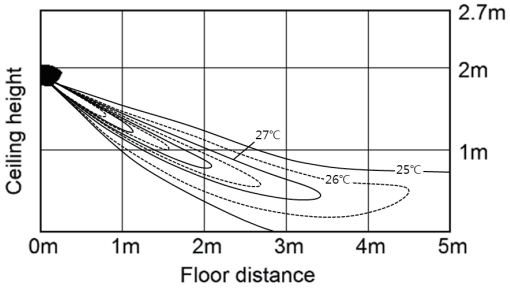

AR12RXWXCWKNEU

- Cooling air velocity distribution

(Discharge angle : 16 degree)

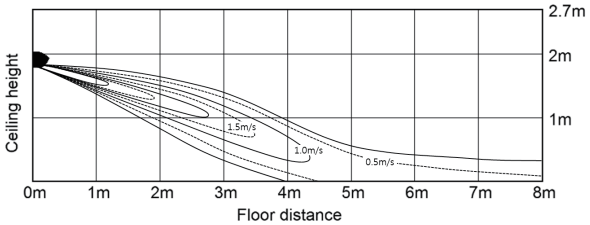

- Cooling Temperature distribution

(Discharge angle : 16 degree)

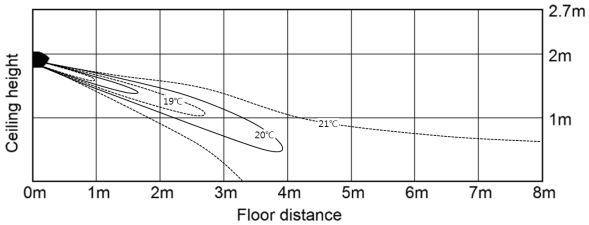

- Heating air velocity distribution

(Discharge angle : 46 degree)

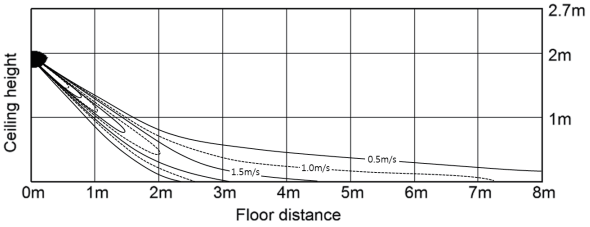

- Heating Temperature distribution

(Discharge angle : 46 degree)

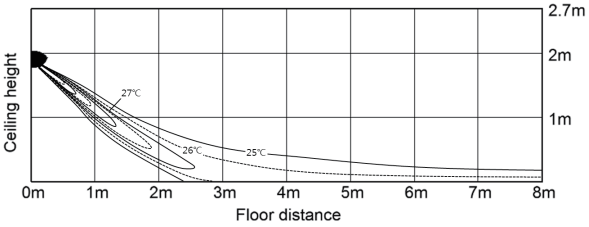

7. Temperature and air flow distribution

Wind-Free

AR18RXWXCWKNEU

- Cooling air velocity distribution
(Discharge angle : 28 degree)

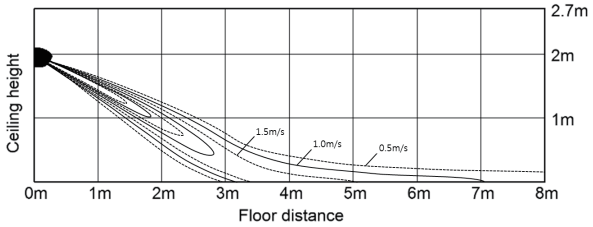

- Cooling Temperature distribution
(Discharge angle : 28 degree)

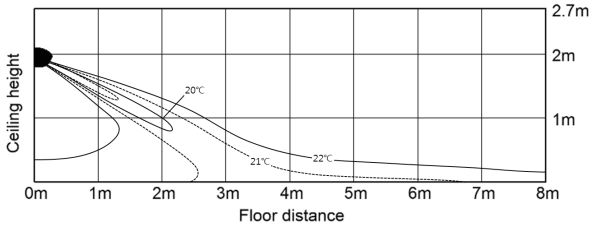

- Heating air velocity distribution
(Discharge angle : 58 degree)

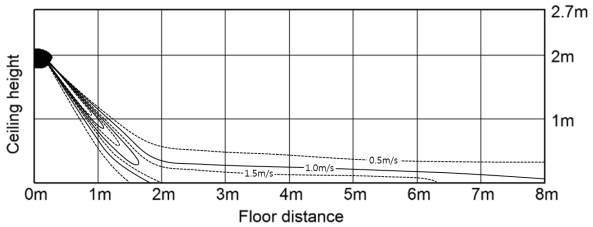

- Heating Temperature distribution
(Discharge angle : 58 degree)

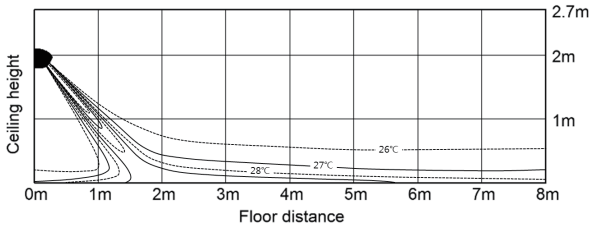

AR24RXWXCWKNEU

- Cooling air velocity distribution
(Discharge angle : 28 degree)

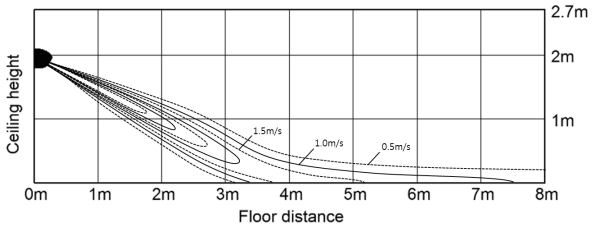

- Cooling Temperature distribution
(Discharge angle : 28 degree)

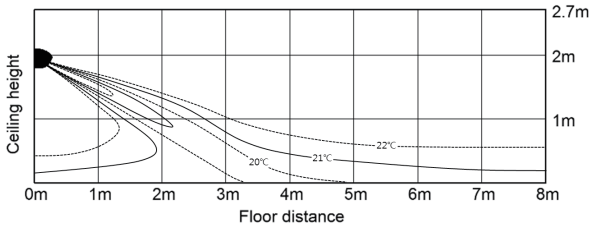

- Heating air velocity distribution
(Discharge angle : 58 degree)

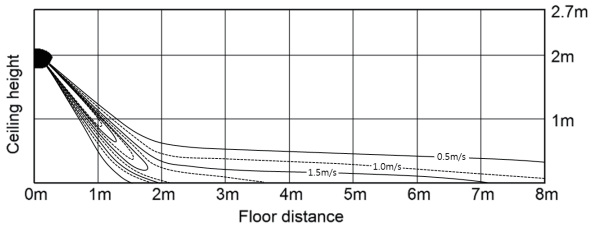

- Heating Temperature distribution
(Discharge angle : 58 degree)

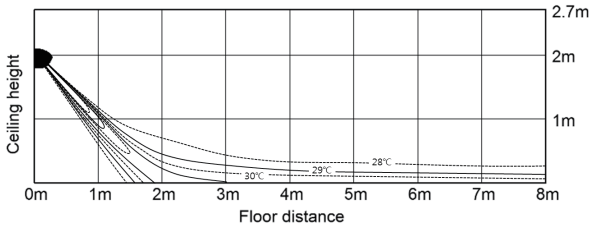

7. Temperature and air flow distribution

New Triangle

AR09RXWSAURNEU

- Cooling air velocity distribution

(Discharge angle : 16 degree)

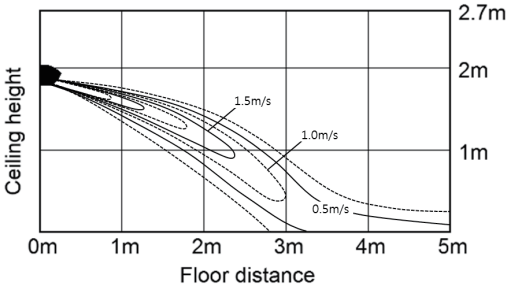

- Cooling Temperature distribution

(Discharge angle : 16 degree)

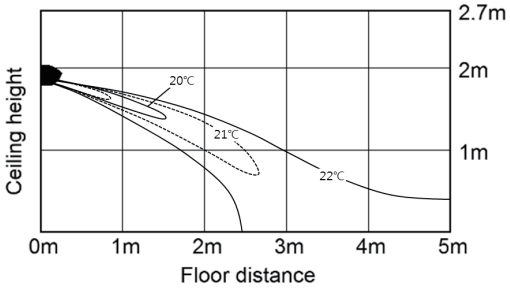

- Heating air velocity distribution

(Discharge angle : 46 degree)

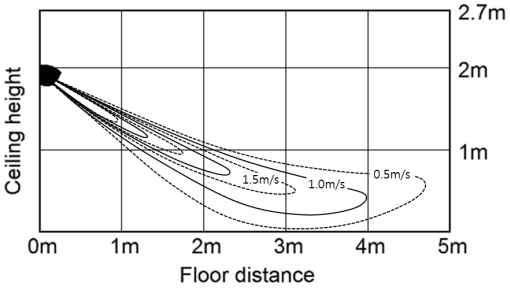

- Heating Temperature distribution

(Discharge angle : 46 degree)

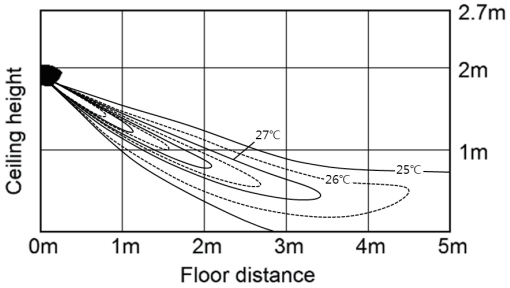

AR12RXWSAURNEU

- Cooling air velocity distribution

(Discharge angle : 16 degree)

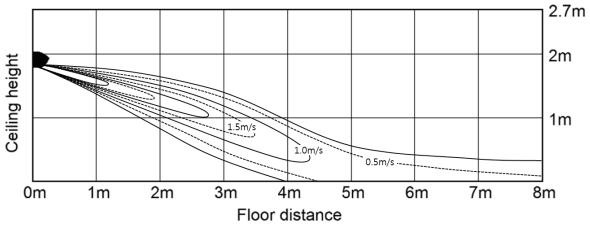

- Cooling Temperature distribution

(Discharge angle : 16 degree)

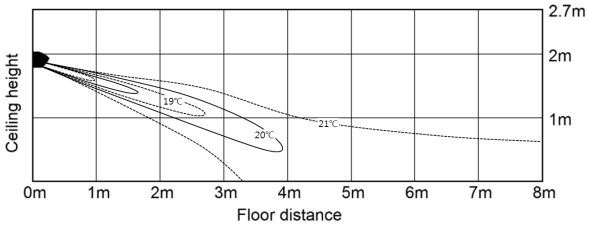

- Heating air velocity distribution

(Discharge angle : 46 degree)

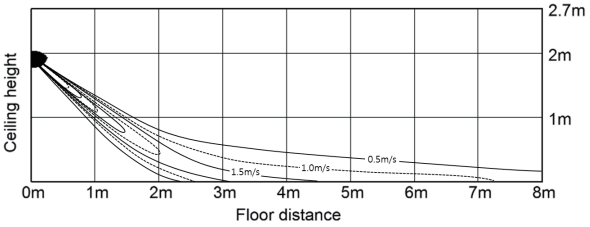

- Heating Temperature distribution

(Discharge angle : 46 degree)

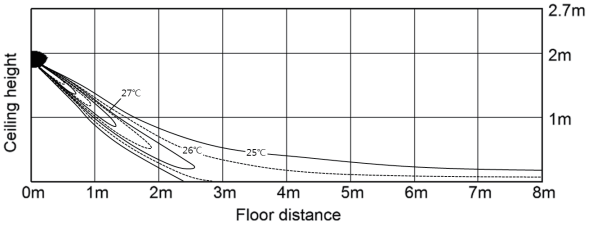

7. Temperature and air flow distribution

New Boracay

AR09NXFHBWKNEU

- Cooling air velocity distribution

(Discharge angle : 26 degree)

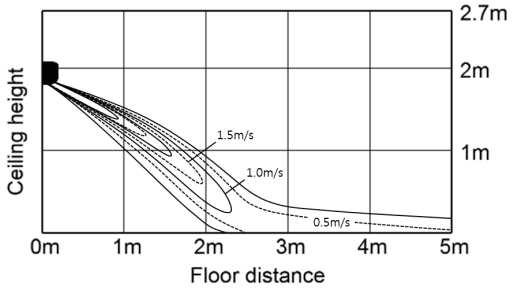

- Cooling Temperature distribution

(Discharge angle : 26 degree)

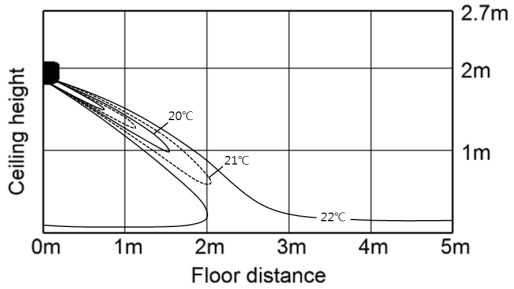

- Heating air velocity distribution

(Discharge angle : 26 degree)

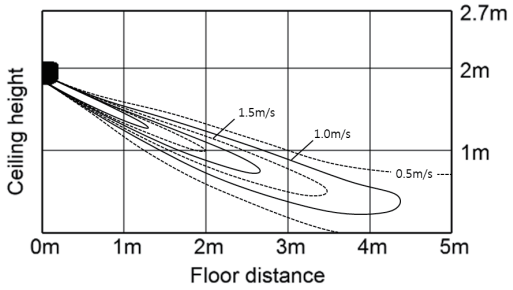

- Heating Temperature distribution

(Discharge angle : 26 degree)

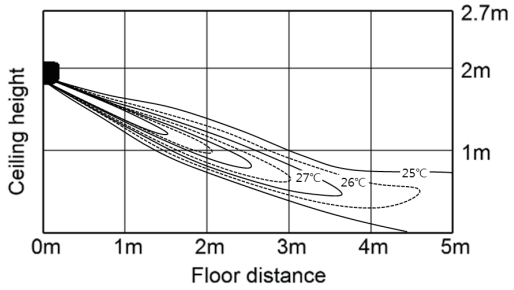

AR12NXFHBWKNEU

- Cooling air velocity distribution

(Discharge angle : 26 degree)

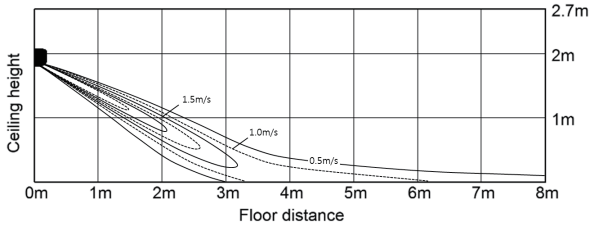

- Cooling Temperature distribution

(Discharge angle : 26 degree)

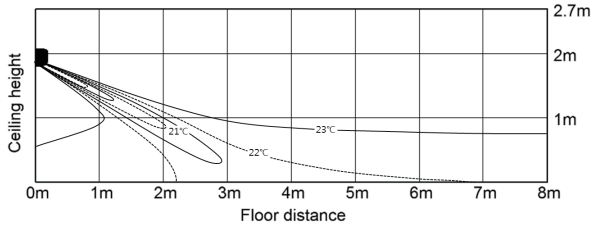

- Heating air velocity distribution

(Discharge angle : 26 degree)

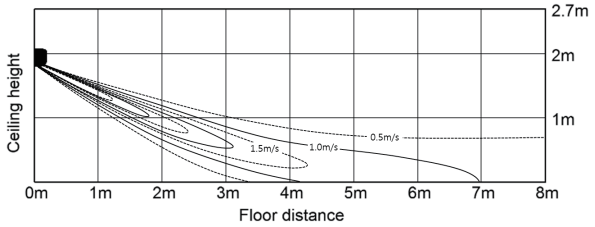

- Heating Temperature distribution

(Discharge angle : 26 degree)

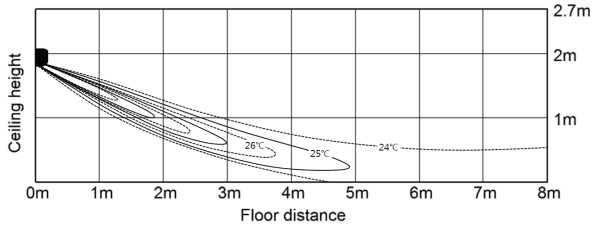

7. Temperature and air flow distribution

New Boracay

AR18RXFHBWKNEU

- Cooling air velocity distribution

(Discharge angle : 26 degree)

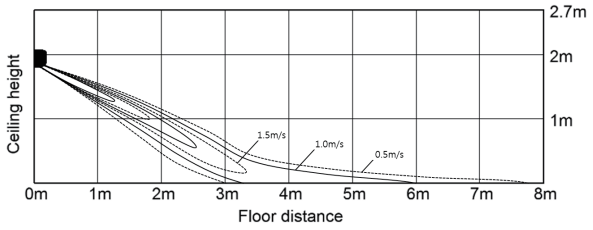

- Cooling Temperature distribution

(Discharge angle : 26 degree)

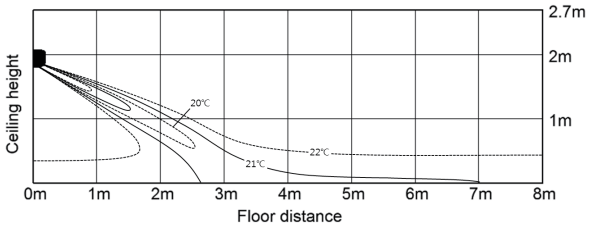

- Heating air velocity distribution

(Discharge angle : 26 degree)

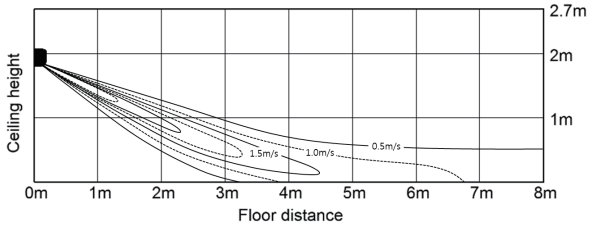

- Heating Temperature distribution

(Discharge angle : 26 degree)

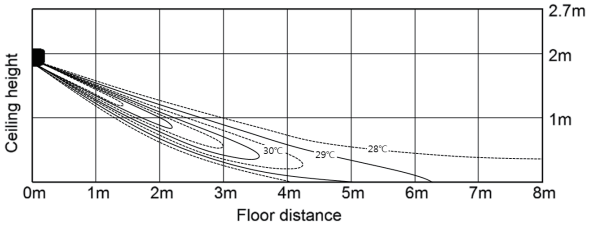

AR24RXFHBWKNEU

- Cooling air velocity distribution

(Discharge angle : 26 degree)

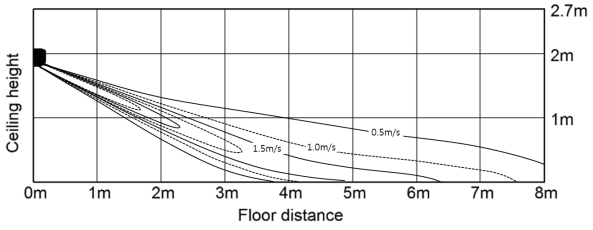

- Cooling Temperature distribution

(Discharge angle : 26 degree)

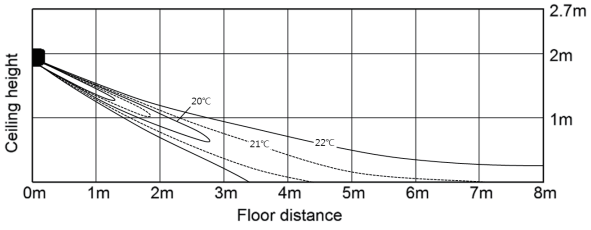

- Heating air velocity distribution

(Discharge angle : 26 degree)

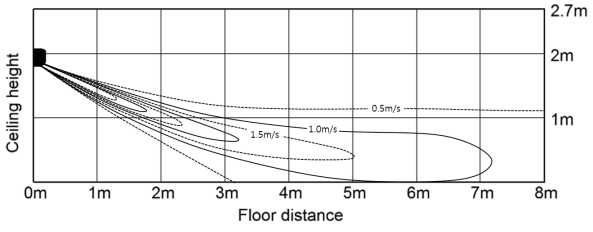

- Heating Temperature distribution

(Discharge angle : 26 degree)

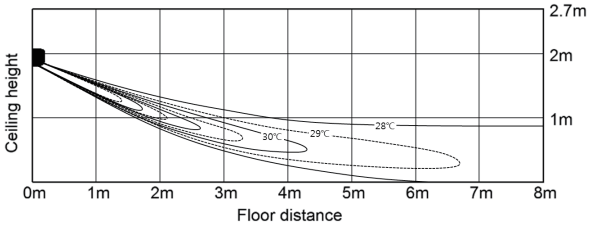

7. Temperature and air flow distribution

Maldives

AR09RXFPEWQNEU

- Cooling air velocity distribution

(Discharge angle : 26 degree)

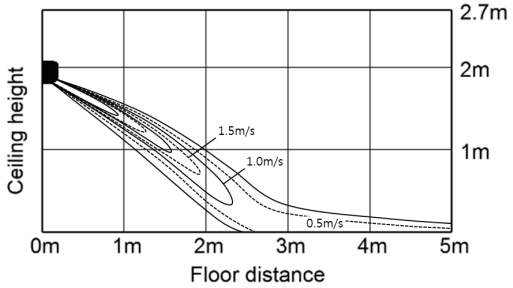

- Cooling Temperature distribution

(Discharge angle : 26 degree)

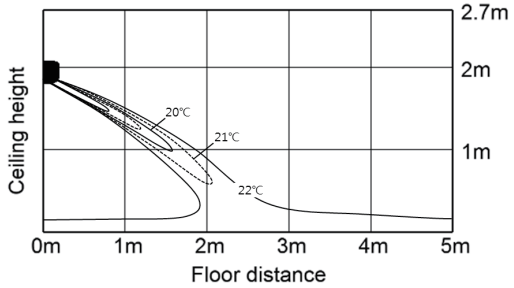

- Heating air velocity distribution

(Discharge angle : 26 degree)

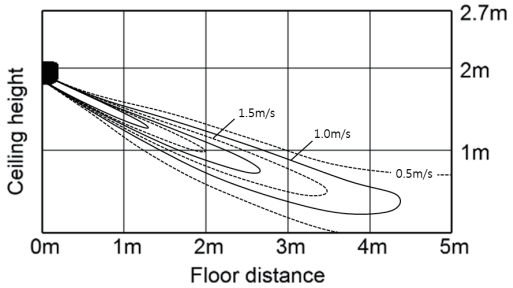

- Heating Temperature distribution

(Discharge angle : 26 degree)

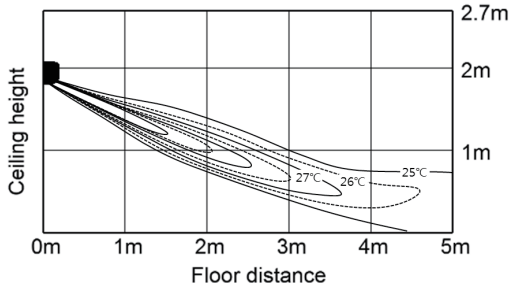

AR12RXFPEWQNEU

- Cooling air velocity distribution

(Discharge angle : 26 degree)

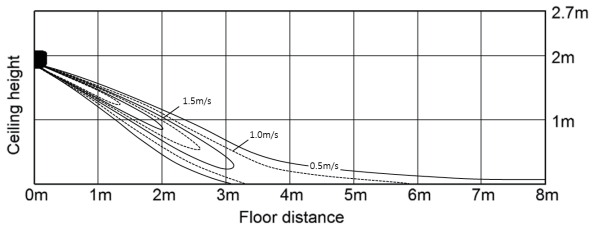

- Cooling Temperature distribution

(Discharge angle : 26 degree)

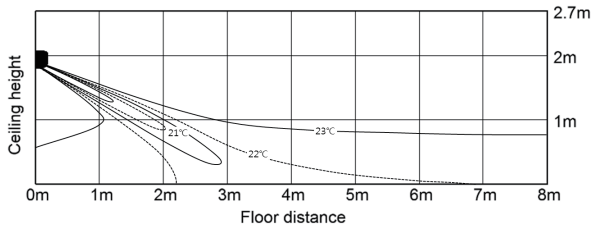

- Heating air velocity distribution

(Discharge angle : 26 degree)

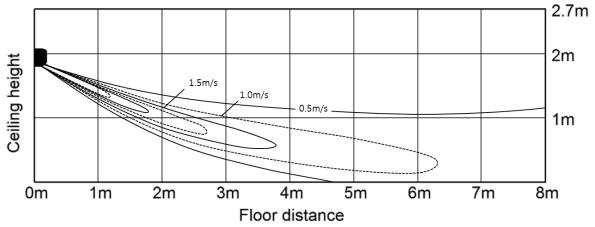

- Heating Temperature distribution

(Discharge angle : 26 degree)

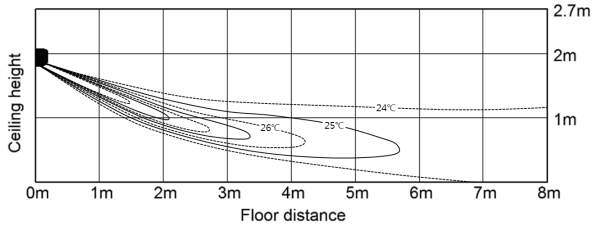

7. Temperature and air flow distribution

Maldives

AR18RXFPEWQNEU

- Cooling air velocity distribution

(Discharge angle : 26 degree)

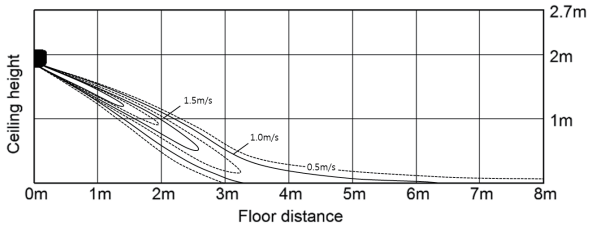

- Cooling Temperature distribution

(Discharge angle : 26 degree)

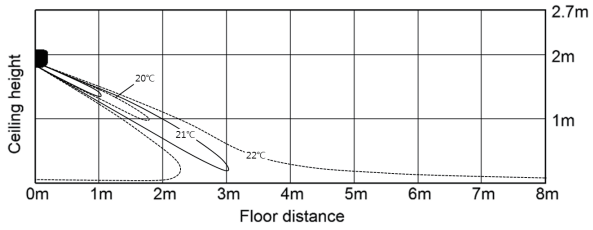

- Heating air velocity distribution

(Discharge angle : 26 degree)

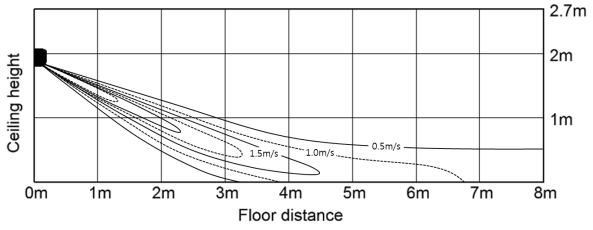

- Heating Temperature distribution

(Discharge angle : 26 degree)

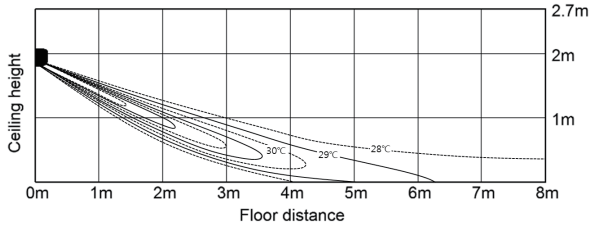

AR24RXFPEWQNEU

- Cooling air velocity distribution

(Discharge angle : 26 degree)

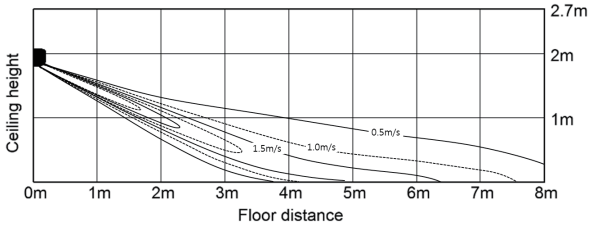

- Cooling Temperature distribution

(Discharge angle : 26 degree)

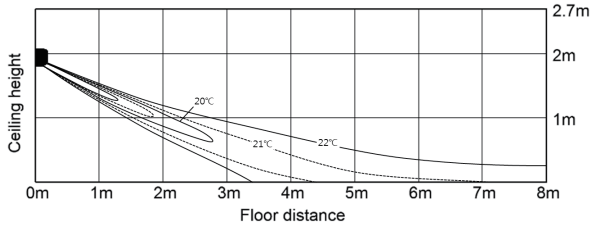

- Heating air velocity distribution

(Discharge angle : 26 degree)

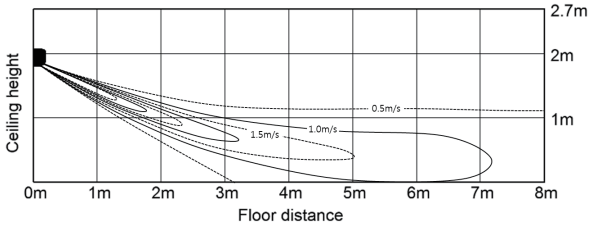

- Heating Temperature distribution

(Discharge angle : 26 degree)

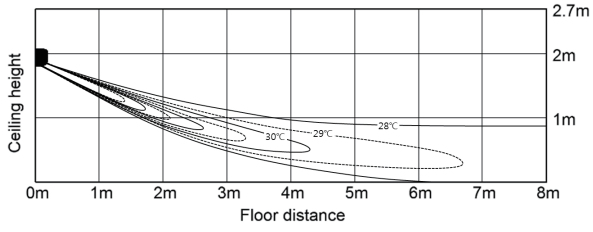

8. Piping Diagram

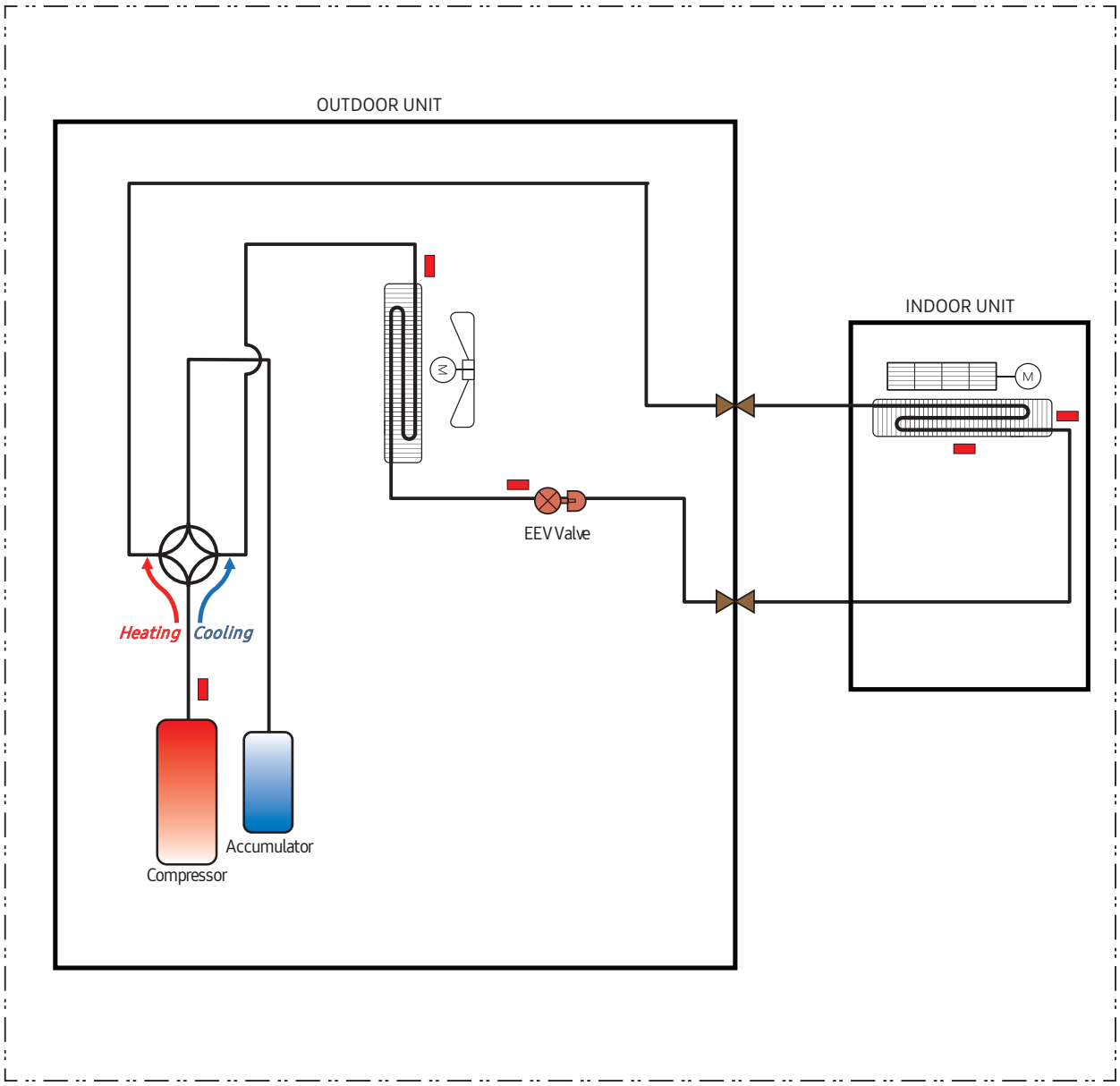

9. Operation Limit

Cooling

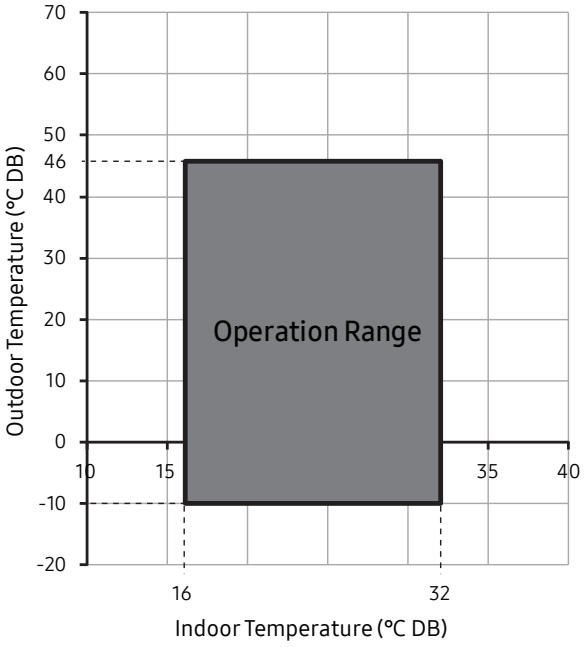

Heating

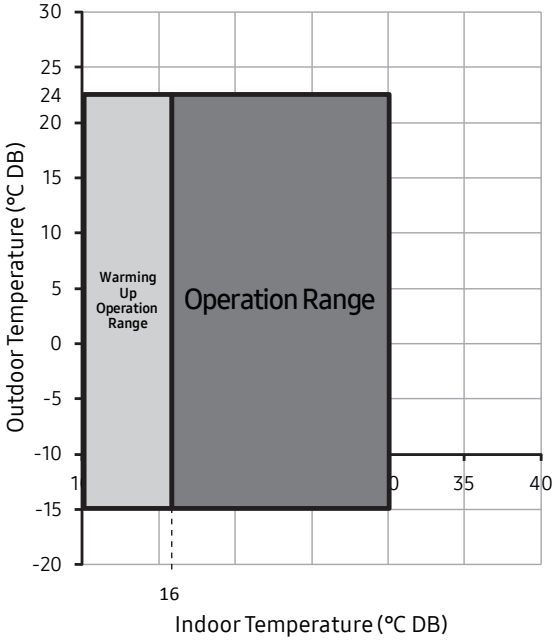

10. Capacity Correction

Outdoor units

AR09RXPXBWKXEU, AR12RXPXBWKXEU, AR09RXWXCWKXEU, AR12RXWXCWKXEU, AR09RXWSAURXEU, AR12RXWSAURXEU, AR09NXFHBWKXEU, AR12NXFHBWKXEU, AR09RXFPEWQXEU, AR12RXFPEWQXEU

Cooling

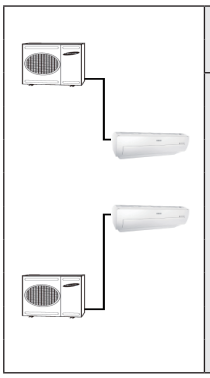

		Pipe Length (m)			
		5	10	12.5	15
Level Difference (m)	15	-	-	-	-
	10	-	-	-	-
	7	-	0.96	0.94	0.91
	5	0.99	0.97	0.95	0.92
	0	1	0.98	0.96	0.93
	-5	0.99	0.97	0.95	0.92
	-7	-	0.96	0.94	0.91
	-10	-	-	-	-
	-15	-	-	-	-

Heating



		Pipe Length (m)			
		5	10	12.5	15
Level Difference (m)	15	-	-	-	-
	10	-	-	-	-
	7	-	0.96	0.94	0.91
	5	0.99	0.97	0.95	0.92
	0	1	0.98	0.96	0.93
	-5	0.99	0.97	0.95	0.92
	-7	-	0.96	0.94	0.91
	-10	-	-	-	-
	-15	-	-	-	-

10. Capacity Correction

Outdoor units

AR18RXPXBWKXEU, AR24RXPXBWKXEU, AR18RXWXCWKXEU, AR24RXWXCWKXEU, AR18RXFHBWKXEU, AR24RXFHBWKXEU, AR18RXFPEWQXEU, AR24RXFPEWQXEU

Cooling

	Pipe Length (m)						
Level Difference (m)	5	10	12.5	15	20	25	30
15	-	-	-	0.92	0.9	0.88	0.86
10	-	0.95	0.94	0.93	0.91	0.89	0.87
7	-	0.96	0.95	0.94	0.92	0.9	0.88
5	0.99	0.97	0.96	0.95	0.93	0.91	0.89
0	1	0.98	0.97	0.96	0.94	0.92	0.9
-5	0.99	0.97	0.96	0.95	0.93	0.91	0.89
-7	-	0.96	0.95	0.94	0.92	0.9	0.88
-10	-	0.95	0.94	0.93	0.91	0.89	0.87
-15	-	-	-	0.92	0.9	0.88	0.86

Heating

	Pipe Length (m)						
Level Difference (m)	5	10	12.5	15	20	25	30
15	-	-	-	0.92	0.9	0.88	0.86
10	-	0.95	0.94	0.93	0.91	0.89	0.87
7	-	0.96	0.95	0.94	0.92	0.9	0.88
5	0.99	0.97	0.96	0.95	0.93	0.91	0.89
0	1	0.98	0.97	0.96	0.94	0.92	0.9
-5	0.99	0.97	0.96	0.95	0.93	0.91	0.89
-7	-	0.96	0.95	0.94	0.92	0.9	0.88
-10	-	0.95	0.94	0.93	0.91	0.89	0.87
-15	-	-	-	0.92	0.9	0.88	0.86

2019. 04
Ver. 1.0

Samsung Electronics Co., LTD.
Head Office (Suwon Korea) 129, Samsung-Ro, Yeongtong-Gu, Suwon City, Gyeonggi-Do, Korea 16677
Website : www.samsung.com, https://partnerhub.samsung.com Email : airconditioner@samsung.com