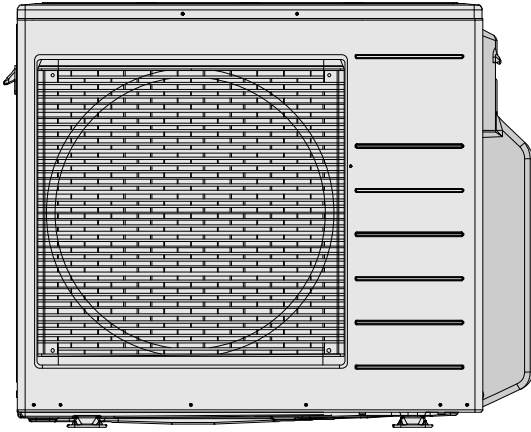


Service Manual

Air Conditioner



Outdoor Unit
CU-3Z52TBE
CU-3Z68TBE
CU-4Z68TBE


Destination
Europe
Turkey

Please file and use this manual together with the service manual for Model No. CS-Z20TKEW CS-Z25TKEW CS-Z35TKEW CS-Z42TKEW CS-Z50TKEW CS-XZ20TKEW CS-XZ25TKEW CS-XZ35TKEW CS-XZ50TKEW CS-MZ16TKE CS-MTZ16TKE CS-TZ20TKEW CS-TZ25TKEW CS-TZ35TKEW CS-TZ42TKEW CS-TZ50TKEW CS-TZ60TKEW CS-TE20TKEW CS-TE25TKEW CS-TE35TKEW CS-TE42TKEW CS-TE50TKEW CS-TE60TKEW CS-E9PD3EA CS-E12QD3EAW CS-E18RD3EAW CS-E9PB4EA CS-E12PB4EA CS-E18RB4EAW CS-E21RB4EAW Order No. PAPAMY1701023CE PAPAMY1702034CE PAPAMY1702032CE PAPAMY1703046CE PAPAMY1704060CE PAPAMY1703052CE PAPAMY1704061CE PAPAMY1305054CE PAPAMY1406071CE PAPAMY1505102CE PAPAMY1305053CE PAPAMY1501055CE

WARNING

This service information is designed for experienced repair technicians only and is not designed for use by the general public. It does not contain warnings or cautions to advise non-technical individuals of potential dangers in attempting to service a product. Products powered by electricity should be serviced or repaired only by experienced professional technicians. Any attempt to service or repair the products dealt with in this service information by anyone else could result in serious injury or death.

IMPORTANT SAFETY NOTICE

There are special components used in this equipment which are important for safety. These parts are marked by  in the Schematic Diagrams, Circuit Board Diagrams, Exploded Views and Replacement Parts List. It is essential that these critical parts should be replaced with manufacturer's specified parts to prevent shock, fire or other hazards. Do not modify the original design without permission of manufacturer.

PRECAUTION OF LOW TEMPERATURE

In order to avoid frostbite, be assured of no refrigerant leakage during the installation or repairing of refrigerant circuit.

CAUTION

R32 REFRIGERANT – This Air Conditioner contains and operates with refrigerant R32.

THIS PRODUCT MUST ONLY BE INSTALLED OR SERVICED BY QUALIFIED PERSONNEL.



Refer to Commonwealth, State, Territory and local legislation, regulations, codes, installation & operation manuals, before the installation, maintenance and/or service of this product.

TABLE OF CONTENTS


	PAGE		PAGE
1. Safety Precautions	3	14.4 Electronic Parts Temperature Rise Protection 2 (Cool).....	114
2. Precaution for Using R32 Refrigerant	6	14.5 Cooling overload control (Cool).....	115
3. Specifications	10	14.6 Heating overload control (Heat)	115
3.1 CU-3Z52TBE	10	14.7 Extreme Low Temperature Compressor low pressure protection control (Heat).....	115
3.2 CU-3Z68TBE	12	14.8 Deice Control.....	116
3.3 CU-4Z68TBE	14	14.9 Time Delay Safety Control (Restart Control)..	116
4. Dimensions	89	14.10 30 seconds Force Operation	116
5. Refrigeration Cycle Diagram	90	14.11 Total Current Control.....	116
5.1 CU-3Z52TBE CU-3Z68TBE	90	14.12 IPM (power transistor) Protection Control	116
5.2 CU-4Z68TBE	91	14.13 Compressor Protection Control (Gas leak detection control 1).....	117
6. Block Diagram	92	14.14 Compressor Protection Control (Gas leak detection control 2).....	117
6.1 CU-3Z52TBE CU-3Z68TBE	92	14.15 Valve close detection control.....	117
6.2 CU-4Z68TBE	93	14.16 Compressor discharge high pressure protection control	117
7. Wiring Connection Diagram	94	14.17 Cooling Outdoor Air Temperature Control (Cool).....	118
7.1 CU-3Z52TBE CU-3Z68TBE	94	14.18 Heating Outdoor Air Temperature Control (Heat).....	118
7.2 CU-4Z68TBE	95	15. Servicing Mode	119
8. Electronic Circuit Diagram	96	15.1 Pump down operation (SW1)	119
8.1 CU-3Z52TBE CU-3Z68TBE	96	15.2 Test Run Operation	119
8.2 CU-4Z68TBE	97	15.3 Wiring Error Check	120
9. Printed Circuit Board	98	15.4 Power Save Mode	120
9.1 Main Printed Circuit Board	98	15.5 Mode priority function	120
9.2 Noise Filter Printed Circuit Board	99	15.6 Cooling only operation.....	120
9.3 Display Printed Circuit Board	99	15.7 Heating only function.....	120
10. Installation Information	100	16. Troubleshooting Guide	121
10.1 CU-3Z52TBE	100	16.1 Self Diagnosis Function.....	121
10.2 CU-3Z68TBE	101	17. Disassembly and Assembly Instructions ...	124
10.3 CU-4Z68TBE	102	17.1 Outdoor Unit Removal Procedure	124
11. Installation Instruction	103	18. Technical Data	127
11.1 Select The Best Location	103	18.1 Cool Mode Performance Data	127
11.2 Install The Outdoor Unit	104	18.2 Heat Mode Performance Data.....	184
11.3 Connect The Piping.....	104	19. Service Data	253
11.4 Air Tightness Test on the Refrigerating System.....	106	19.1 Operation Characteristics (CU-3Z52TBE).....	253
11.5 Connect The Cable To The Outdoor Unit	107	19.2 Operation Characteristics (CU-3Z68TBE).....	265
11.6 Heat Insulation.....	109	19.3 Operation Characteristics (CU-4Z68TBE).....	275
11.7 Disposal of Outdoor Unit Drain Water	109	20. Exploded View and Replacement Parts List	287
12. Operation Control	110		
12.1 Cooling Operation.....	110		
12.2 Heating Operation	111		
12.3 Outdoor Quiet Cooling Operation Control	111		
13. Simultaneous Operation Control	113		
14. Protection Control	114		
14.1 Freeze Prevention control (Cool)	114		
14.2 Dew Prevention control (Cool)	114		
14.3 Electronic Parts Temperature Rise Protection 1 (Cool).....	114		

1. Safety Precautions

















- Read the following “SAFETY PRECAUTIONS” carefully before installation.
- Electrical work must be installed by a licensed electrician. Be sure to use the correct rating of the power plug and main circuit for the model to be installed.
- The caution items stated here must be followed because these important contents are related to safety. The meaning of each indication used is as below. Incorrect installation or servicing due to ignoring of the instruction will cause harm or damage, and the seriousness is classified by the following indications.

 WARNING	This indication shows the possibility of causing death or serious injury.
 CAUTION	This indication shows the possibility of causing injury or damage to properties only.

- The items to be followed are classified by the symbols:

	This symbol denotes item that is PROHIBITED from doing.
---	---







- Carry out test run to confirm that no abnormality occurs after the servicing. Then, explain to user the operation, care and maintenance as stated in instructions. Please remind the customer to keep the operating instructions for future reference.

 WARNING		
1.	Do not use means to accelerate the defrosting process or to clean, other than those recommended by the manufacturer. Any unfit method or using incompatible material may cause product damage, burst and serious injury.	
2.	Do not install outdoor unit near handrail of veranda. When installing air-conditioner unit on veranda of a high rise building, child may climb up to outdoor unit and cross over the handrail causing an accident.	
3.	Do not use unspecified cord, modified cord, joint cord or extension cord for power supply cord. Do not share the single outlet with other electrical appliances. Poor contact, poor insulation or over current will cause electrical shock or fire.	
4.	The appliance shall be stored in a well ventilated room with floor area larger than A_{min} (m ²) [refer Table A] and without any continuously operating ignition sources. Keep away from open flames, any operating gas appliances or any operating electric heater. Else, it may explode and cause injury or death.	
5.	Do not tie up the power supply cord into a bundle by band. Abnormal temperature rise on power supply cord may happen.	
6.	Do not insert your fingers or other objects into the unit, high speed rotating fan may cause injury. 	
7.	Do not sit or step on the unit, you may fall down accidentally. 	
8.	The appliance shall be installed, and/or operated in a room with floor area larger than A_{min} (m ²) [refer Table A] and keep away from ignition sources, such as heat/sparks/open flame or hazardous areas such as gas appliances, gas cooking, reticulated gas supply systems or electric cooking appliances, etc.	
9.	Keep plastic bag (packaging material) away from small children, it may cling to nose and mouth and prevent breathing.	
10.	When installing or relocating air conditioner, do not let any substance other than the specified refrigerant, eg. air etc mix into refrigeration cycle (piping). Mixing of air etc. will cause abnormal high pressure in refrigeration cycle and result in explosion, injury etc.	
11.	Do not pierce or burn as the appliance is pressurized. Do not expose the appliance to heat, flame, sparks, or other sources of ignition. Else, it may explode and cause injury or death.	
12.	Do not add or replace refrigerant other than specified type. It may cause product damage, burst and injury etc.	
13.	Do not perform flare connection inside a building or dwelling or room, when joining the heat exchanger of indoor unit with interconnecting piping. Refrigerant connection inside a building or dwelling or room must be made by brazing or welding. Joint connection of indoor unit by flaring method can only be made at outdoor or at outside of a building or dwelling or room. Flare connection may cause gas leak and flammable atmosphere.	
14.	<ul style="list-style-type: none"> • For R32 model, use piping, flare nut and tools which is specified for R32 refrigerant. Using of existing (R22) piping, flare nut and tools may cause abnormally high pressure in the refrigerant cycle (piping), and possibly result in explosion and injury. • Thickness or copper pipes used with R32 must be more than 0.8 mm. Never use copper pipes thinner than 0.8 mm. • It is desirable that the amount of residual oil less than 40 mg/10 m. 	
15.	Engage authorized dealer or specialist for installation and servicing. If installation and servicing done by the user is incorrect, it will cause water leakage, electrical shock or fire.	
16.	For refrigeration system work, install according to this installation instructions strictly. If installation is defective, it will cause water leakage, electrical shock or fire.	
17.	Use the attached accessories parts and specified parts for installation. Otherwise, it will cause the set to fall, water leakage, fire or electrical shock.	

 **WARNING**


- | | |
|-----|--|
| 18. | Install at a strong and firm location which is able to withstand weight of the set. If the strength is not enough or installation is not properly done, the set will drop and cause injury. |
| 19. | For electrical work, follow the national regulation, legislation and this installation instructions. An independent circuit and single outlet must be used. If electrical circuit capacity is not enough or defect found in the electrical work, it will cause electrical shock or fire. |
| 20. | Do not use joint cable for indoor/outdoor connection cable. Use the specified indoor/outdoor connection cable, refer to instruction CONNECT THE CABLE TO THE INDOOR UNIT and connect tightly for indoor/outdoor connection. Clamp the cable so that no external force will have impact on the terminal.
If connection or fixing is not perfect, it will cause heat up or fire at the connection. |
| 21. | Wire routing must be properly arranged so that control board cover is fixed properly. If control board cover is not fixed perfectly, it will cause fire or electrical shock. |
| 22. | This equipment is strongly recommended to be installed with Earth Leakage Circuit Breaker (ELCB) or Residual Current Device (RCD), with sensitivity of 30mA at 0.1 sec or less. Otherwise, it may cause electrical shock and fire in case of equipment breakdown or insulation breakdown. |
| 23. | During installation, install the refrigerant piping properly before running the compressor. Operation of compressor without fixing refrigeration piping and valves at opened position will cause suck-in of air, abnormal high pressure in refrigeration cycle and result in explosion, injury etc. |
| 24. | During pump down operation, stop the compressor before removing the refrigeration piping. Removal of refrigeration piping while compressor is operating and valves are opened will cause suck-in of air, abnormal high pressure in refrigeration cycle and result in explosion, injury etc. |
| 25. | Tighten the flare nut with torque wrench according to specified method. If the flare nut is over-tightened, after a long period, the flare may break and cause refrigerant gas leakage. |
| 26. | After completion of installation, confirm there is no leakage of refrigerant gas. It may generate toxic gas when the refrigerant contacts with fire. |
| 27. | Ventilate if there is refrigerant gas leakage during operation. It may cause toxic gas when the refrigerant contacts with fire. |
| 28. | Be aware that refrigerants may not contain an odour. |
| 29. | This equipment must be properly earthed. Earth line must not be connected to gas pipe, water pipe, earth of lightning rod and telephone. Otherwise, it may cause electrical shock in case of equipment breakdown or insulation breakdown. |
| 30. | Do not modify the machine, part, material during repairing service. |
| 31. | If wiring unit is supplied as repairing part, do not repair or connect the wire even only partial wire break. Exchange the whole wiring unit. |
| 32. | Do not wrench the fasten terminal. Pull it out or insert it straightly. |
| 33. | Must not use other parts except original parts describe in catalog and manual. |


 **CAUTION**

1.	Do not install the unit in a place where leakage of flammable gas may occur. In case gas leaks and accumulates at surrounding of the unit, it may cause fire.	
2.	Prevent liquid or vapor from entering sumps or sewers since vapor is heavier than air and may form suffocating atmospheres.	
3.	Do not release refrigerant during piping work for installation, re-installation and during repairing a refrigerant parts. Take care of the liquid refrigerant, it may cause frostbite.	
4.	Do not install this appliance in a laundry room or other location where water may drip from the ceiling, etc.	
5.	Do not touch the sharp aluminium fin, sharp parts may cause injury. 	
6.	Carry out drainage piping as mentioned in installation instructions. If drainage is not perfect, water may enter the room and damage the furniture.	
7.	Select an installation location which is easy for maintenance. Incorrect installation, service or repair of this air conditioner may increase the risk of rupture and this may result in loss damage or injury and/or property.	
8.	Pb free solder has a higher melting point than standard solder; typically the melting point is 50°F – 70°F (30°C – 40°C) higher. Please use a high temperature solder iron. In case of the soldering iron with temperature control, please set it to 700 ± 20°F (370 ± 10°C). Pb free solder will tend to splash when heated too high (about 1100°F / 600°C).	
9.	Power supply connection to the room air conditioner. Use power supply cord 3 x 2.5 mm ² type designation 60245 IEC 57 or heavier cord. Connect the power supply cord of the air conditioner to the mains using one of the following method. Power supply point should be in easily accessible place for power disconnection in case of emergency. In some countries, permanent connection of this air conditioner to the power supply is prohibited. 1) Power supply connection to the receptacle using power plug. Use an approved 16A (CU-3Z52***, CU-3Z68***) or 20A (CU-4Z68***), power plug with earth pin for the connection to the socket. 2) Power supply connection to a circuit breaker for the permanent connection. Use an approved 16A (CU-3Z52***, CU-3Z68***) or 20A (CU-4Z68***) circuit breaker for the permanent connection. It must be a double pole switch with a minimum 3.0 mm contact gap.	
10.	Do not touch the sharp aluminum fins or edges of metal parts. If you are required to handle sharp parts during installation or servicing, please wear hand glove. Sharp parts may cause injury.	
11.	Tighten the flare nut with torque wrench according to specified method. If the flare nut is over-tightened, after a long period, the flare may break and cause refrigerant gas leakage.	
12.	Installation or servicing work: It may need two people to carry out the installation or servicing work.	

2. Precaution for Using R32 Refrigerant

- The basic installation work procedures are the same as conventional refrigerant (R410A, R22) models. However, pay careful attention to the following points:

 WARNING	
1.	<p>Since the working pressure is higher than that of refrigerant R22 models, some of the piping and installation and service tools are special. (See "2.1. Special tools for R32 (R410A)".)</p> <p>Especially, when replacing a refrigerant R22 model with a new refrigerant R32 model, always replace the conventional piping and flare nuts with the R32 and R410A piping and flare nuts on the outdoor unit side. For R32 and R410A, the same flare nut on the outdoor unit side and pipe can be used.</p>
2.	<p>Models that use refrigerant R32 and R410A have a different charging port thread diameter to prevent erroneous charging with refrigerant R22 and for safety. Therefore, check beforehand. [The charging port thread diameter for R32 and R410A is 12.7 mm (1/2 inch).]</p>
3.	<p>Be more careful than R22 so that foreign matter (oil, water, etc.) does not enter the piping. Also, when storing the piping, securely seal the opening by pinching, taping, etc. (Handling of R32 is similar to R410A.)</p>

 CAUTION	
1.	<p>Installation (Space)</p> <ul style="list-style-type: none"> Must ensure the installation of pipe-work shall be kept to a minimum. Avoid use dented pipe and do not allow acute bending. Must ensure that pipe-work shall be protected from physical damage. Must comply with national gas regulations, state municipal rules and legislation. Notify relevant authorities in accordance with all applicable regulations. <ul style="list-style-type: none"> Must ensure mechanical connections be accessible for maintenance purposes. In cases that require mechanical ventilation, ventilation openings shall be kept clear of obstruction. When disposal of the product, do follow to the precautions in #12 and comply with national regulations. Always contact to local municipal offices for proper handling. Interconnecting refrigerant pipework, i.e. pipework external to the unitary components, should be marked with a Class label (see Figure 9.1 of Code of Practice) every two metres where the pipework is visible. This includes pipework located in a ceiling space or any void which a person may access for maintenance or repair work within that space.
2.	<p>2-1. Service personnel</p> <ul style="list-style-type: none"> Any qualified person who is involved with working on or breaking into a refrigerant circuit should hold a current valid certificate from an industry-accredited assessment authority, which authorizes their competence to handle refrigerants safely in accordance with an industry recognised assessment specification. Servicing shall only be performed as recommended by the equipment manufacturer. Maintenance and repair requiring the assistance of other skilled personnel shall be carried out under the supervision of the person competent in the use of flammable refrigerants. Servicing shall be performed only as recommended by the manufacturer. <p>2-2. Work</p> <ul style="list-style-type: none"> Prior to beginning work on systems containing flammable refrigerants, safety checks are necessary to ensure that the risk of ignition is minimised. For repair to the refrigerating system, the precautions in #2-2 to #2-8 must be followed before conducting work on the system. Work shall be undertaken under a controlled procedure so as to minimize the risk of a flammable gas or vapor being present while the work is being performed. All maintenance staff and others working in the local area shall be instructed and supervised on the nature of work being carried out. Avoid working in confined spaces. Wear appropriate protective equipment, including respiratory protection, as conditions warrant. Ensure that the conditions within the area have been made safe by limit of use of any flammable material. Keep all sources of ignition and hot metal surfaces away. <p>2-3. Checking for presence of refrigerant</p> <ul style="list-style-type: none"> The area shall be checked with an appropriate refrigerant detector prior to and during work, to ensure the technician is aware of potentially flammable atmospheres. Ensure that the leak detection equipment being used is suitable for use with flammable refrigerants, i.e. non sparking, adequately sealed or intrinsically safe. In case of leakage/spillage happened, immediately ventilate area and stay upwind and away from spill/release. In case of leakage/spillage happened, do notify persons downwind of the leaking/spill, isolate immediate hazard area and keep unauthorized personnel out. <p>2-4. Presence of fire extinguisher</p> <ul style="list-style-type: none"> If any hot work is to be conducted on the refrigeration equipment or any associated parts, appropriate fire extinguishing equipment shall be available at hand. Have a dry powder or CO₂ fire extinguisher adjacent to the charging area.

**CAUTION****2-5. No ignition sources**

- No person carrying out work in relation to a refrigeration system which involves exposing any pipe work that contains or has contained flammable refrigerant shall use any sources of ignition in such a manner that it may lead to the risk of fire or explosion. He/She must not be smoking when carrying out such work.
- All possible ignition sources, including cigarette smoking, should be kept sufficiently far away from the site of installation, repairing, removing and disposal, during which flammable refrigerant can possibly be released to the surrounding space.
- Prior to work taking place, the area around the equipment is to be surveyed to make sure that there are no flammable hazards or ignition risks.
- "No Smoking" signs shall be displayed.

2-6. Ventilated area

- Ensure that the area is in the open or that it is adequately ventilated before breaking into the system or conducting any hot work.
- A degree of ventilation shall continue during the period that the work is carried out.
- The ventilation should safely disperse any released refrigerant and preferably expel it externally into the atmosphere.

2-7. Checks to the refrigeration equipment

- Where electrical components are being changed, they shall be fit for the purpose and to the correct specification.
- At all times the manufacturer's maintenance and service guidelines shall be followed.
- If in doubt consult the manufacturer's technical department for assistance.
- The following checks shall be applied to installations using flammable refrigerants.
 - The charge size is in accordance with the room size within which the refrigerant containing parts are installed.
 - The ventilation machinery and outlets are operating adequately and are not obstructed.
 - If an indirect refrigerating circuit is being used, the secondary circuit shall be checked for the presence of refrigerant.
 - Marking to the equipment continues to be visible and legible. Markings and signs that are illegible shall be corrected.
 - Refrigeration pipe or components are installed in a position where they are unlikely to be exposed to any substance which may corrode refrigerant containing components, unless the components are constructed of materials which are inherently resistant to being corroded or are properly protected against being so corroded.

2-8. Checks to electrical devices

- Repair and maintenance to electrical components shall include initial safety checks and component inspection procedures.
- Initial safety checks shall include but not limit to:-
 - That capacitors are discharged: this shall be done in a safe manner to avoid possibility of sparking.
 - That there is no live electrical components and wiring are exposed while charging, recovering or purging the system.
 - That there is continuity of earth bonding.
- At all times the manufacturer's maintenance and service guidelines shall be followed.
- If in doubt consult the manufacturer's technical department for assistance.
- If a fault exists that could compromise safety, then no electrical supply shall be connected to the circuit until it is satisfactorily dealt with.
- If the fault cannot be corrected immediately but it is necessary to continue operation, an adequate temporary solution shall be used.
- The owner of the equipment must be informed or reported so all parties are advised thereafter.

Repairs to sealed components

- During repairs to sealed components, all electrical supplies shall be disconnected from the equipment being worked upon prior to any removal of sealed covers, etc.
 - If it is absolutely necessary to have an electrical supply to equipment during servicing, then a permanently operating form of leak detection shall be located at the most critical point to warn of a potentially hazardous situation.
 - Particular attention shall be paid to the following to ensure that by working on electrical components, the casing is not altered in such a way that the level of protection is affected. This shall include damage to cables, excessive number of connections, terminals not made to original specification, damage to seals, incorrect fitting of glands, etc.
- 3.
- Ensure that apparatus is mounted securely.
 - Ensure that seals or sealing materials have not degraded such that they no longer serve the purpose of preventing the ingress of flammable atmospheres.
 - Replacement parts shall be in accordance with the manufacturer's specifications.

NOTE: The use of silicon sealant may inhibit the effectiveness of some types of leak detection equipment. Intrinsically safe components do not have to be isolated prior to working on them.

Repair to intrinsically safe components

- Do not apply any permanent inductive or capacitance loads to the circuit without ensuring that this will not exceed the permissible voltage and current permitted for the equipment in use.
- 4.
- Intrinsically safe components are the only types that can be worked on while live in the presence of a flammable atmosphere.
 - The test apparatus shall be at the correct rating.
 - Replace components only with parts specified by the manufacturer. Unspecified parts by manufacturer may result ignition of refrigerant in the atmosphere from a leak.

Cabling

- 5.
- Check that cabling will not be subject to wear, corrosion, excessive pressure, vibration, sharp edges or any other adverse environmental effects.
 - The check shall also take into account the effects of aging or continual vibration from sources such as compressors or fans.

Detection of flammable refrigerants

- 6.
- Under no circumstances shall potential sources of ignition be used in the searching or detection of refrigerant leaks.
 - A halide torch (or any other detector using a naked flame) shall not be used.

 CAUTION

Leak detection methods

- Electronic leak detectors shall be used to detect flammable refrigerants, but the sensitivity may not be adequate, or may need re-calibration.
(Detection equipment shall be calibrated in a refrigerant-free area.)
 - Ensure that the detector is not a potential source of ignition and is suitable for the refrigerant used.
 - Leak detection equipment shall be set at a percentage of the LFL of the refrigerant and shall be calibrated to the refrigerant employed and the appropriate percentage of gas (25 % maximum) is confirmed.
- 7.
- Leak detection fluids are suitable for use with most refrigerants but the use of detergents containing chlorine shall be avoided as the chlorine may react with the refrigerant and corrode the copper pipe-work.
 - If a leak is suspected, all naked flames shall be removed/extinguished.
 - If a leakage of refrigerant is found which requires brazing, all of the refrigerant shall be recovered from the system, or isolated (by means of shut off valves) in a part of the system remote from the leak. Oxygen free nitrogen (OFN) shall then be purged through the system both before and during the brazing process.

Removal and evacuation

- When breaking into the refrigerant circuit to make repairs – or for any other purpose – conventional procedures shall be used. However, it is important that best practice is followed since flammability is a consideration. The following procedure shall be adhered to:

- remove refrigerant ->• purge the circuit with inert gas ->• evacuate ->• purge again with inert gas ->
- open the circuit by cutting or brazing

- 8.
- The refrigerant charge shall be recovered into the correct recovery cylinders.
 - The system shall be “flushed” with OFN to render the unit safe.
 - This process may need to be repeated several times.
 - Compressed air or oxygen shall not be used for this task.
 - Flushing shall be achieved by breaking the vacuum in the system with OFN and continuing to fill until the working pressure is achieved, then venting to atmosphere, and finally pulling down to a vacuum.
 - This process shall be repeated until no refrigerant is within the system.
 - When the final OFN charge is used, the system shall be vented down to atmospheric pressure to enable work to take place.
 - This operation is absolutely vital if brazing operations on the pipe work are to take place.
 - Ensure that the outlet for the vacuum pump is not close to any ignition sources and there is ventilation available.

Charging procedures

- In addition to conventional charging procedures, the following requirements shall be followed.
 - Ensure that contamination of different refrigerants does not occur when using charging equipment.
 - Hoses or lines shall be as short as possible to minimize the amount of refrigerant contained in them.
 - Cylinders shall be kept upright.
 - Ensure that the refrigeration system is earthed prior to charging the system with refrigerant.
 - Label the system when charging is complete (if not already).
 - Extreme care shall be taken not to over fill the refrigeration system.
- 9.
- Prior to recharging the system it shall be pressure tested with OFN (refer to #7).
 - The system shall be leak tested on completion of charging but prior to commissioning.
 - A follow up leak test shall be carried out prior to leaving the site.
 - Electrostatic charge may accumulate and create a hazardous condition when charging and discharging the refrigerant. To avoid fire or explosion, dissipate static electricity during transfer by grounding and bonding containers and equipment before charging/discharging.

Decommissioning

- Before carrying out this procedure, it is essential that the technician is completely familiar with the equipment and all its details.
- It is recommended good practice that all refrigerants are recovered safely.
- Prior to the task being carried out, an oil and refrigerant sample shall be taken in case analysis is required prior to re-use of reclaimed refrigerant.
- It is essential that electrical power is available before the task is commenced.
 - a) Become familiar with the equipment and its operation.
 - b) Isolate system electrically.
 - c) Before attempting the procedure ensure that:

- mechanical handling equipment is available, if required, for handling refrigerant cylinders;
- all personal protective equipment is available and being used correctly;
- the recovery process is supervised at all times by a competent person;
- recovery equipment and cylinders conform to the appropriate standards.

- 10.
- d) Pump down refrigerant system, if possible.
 - e) If a vacuum is not possible, make a manifold so that refrigerant can be removed from various parts of the system.
 - f) Make sure that cylinder is situated on the scales before recovery takes place.
 - g) Start the recovery machine and operate in accordance with manufacturer’s instructions.
 - h) Do not over fill cylinders. (No more than 80 % volume liquid charge).
 - i) Do not exceed the maximum working pressure of the cylinder, even temporarily.
 - j) When the cylinders have been filled correctly and the process completed, make sure that the cylinders and the equipment are removed from site promptly and all isolation valves on the equipment are closed off.
 - k) Recovered refrigerant shall not be charged into another refrigeration system unless it has been cleaned and checked.
 - Electrostatic charge may accumulate and create a hazardous condition when charging or discharging the refrigerant. To avoid fire or explosion, dissipate static electricity during transfer by grounding and bonding containers and equipment before charging/discharging.

 CAUTION

Labelling

- 11.
- Equipment shall be labelled stating that it has been de-commissioned and emptied of refrigerant.
 - The label shall be dated and signed.
 - Ensure that there are labels on the equipment stating the equipment contains flammable refrigerant.

Recovery

- 12.
- When removing refrigerant from a system, either for servicing or decommissioning, it is recommended good practice that all refrigerants are removed safely.
 - When transferring refrigerant into cylinders, ensure that only appropriate refrigerant recovery cylinders are employed.
 - Ensure that the correct number of cylinders for holding the total system charge are available.
 - All cylinders to be used are designated for the recovered refrigerant and labelled for that refrigerant (i.e. special cylinders for the recovery of refrigerant).
 - Cylinders shall be complete with pressure relief valve and associated shut-off valves in good working order.
 - Recovery cylinders are evacuated and, if possible, cooled before recovery occurs.
 - The recovery equipment shall be in good working order with a set of instructions concerning the equipment that is at hand and shall be suitable for the recovery of flammable refrigerants.
 - In addition, a set of calibrated weighing scales shall be available and in good working order.
 - Hoses shall be complete with leak-free disconnect couplings and in good condition.
 - Before using the recovery machine, check that it is in satisfactory working order, has been properly maintained and that any associated electrical components are sealed to prevent ignition in the event of a refrigerant release. Consult manufacturer if in doubt.
 - The recovered refrigerant shall be returned to the refrigerant supplier in the correct recovery cylinder, and the relevant Waste Transfer Note arranged.
 - Do not mix refrigerants in recovery units and especially not in cylinders.
 - If compressors or compressor oils are to be removed, ensure that they have been evacuated to an acceptable level to make certain that flammable refrigerant does not remain within the lubricant.
 - The evacuation process shall be carried out prior to returning the compressor to the suppliers.
 - Only electric heating to the compressor body shall be employed to accelerate this process.
 - When oil is drained from a system, it shall be carried out safely.

3. Specifications

3.1 CU-3Z52TBE

Item		Unit	OUTDOOR UNIT	
Indoor Unit Combination			1.6kW + 1.6kW + 2.0kW	
Power Source			1 Phase, 230V, 50Hz (Power supply from outdoor unit)	
Cooling Operation	Capacity		kW	5.20 (1.80 ~ 7.30)
			BTU/h	17700 (6140 ~ 24900)
	Electrical Data	Running Current	A	5.00
		Power Input	W	1.09k (360 ~ 2.18k)
		EER	W/W	4.77 (5.00 ~ 3.35)
	Annual Consumption		kWh	214
	Noise	Sound Pressure Level	dB-A (H/L)	47 / -
Sound Power Level		dB (H/L)	61 / -	
Heating Operation	Capacity		kW	6.80 (1.60 ~ 8.30)
			BTU/h	23200 (5460 ~ 28300)
	Electrical Data	Running Current	A	6.70
		Power Input	W	1.47k (320 ~ 2.17k)
		COP	W/W	4.63 (5.00 ~ 3.82)
	Annual Consumption		kWh	1667
	Noise	Sound Pressure Level	dB-A (H/L)	48 / -
Sound Power Level		dB (H/L)	62 / -	
Maximum Current		A	15.2	
Maximum Input Power		W	3.46k	
Starting Current		A	6.70	
Extra Low Temperature	Capacity	kW	3.95	
	Input Power	W	1470	
	Cop	W/W	2.69	
Dimension	Height	mm	795	
	Width	mm	875 (+95)	
	Depth	mm	320	
Net Weight		kg	71	
Pipe Length Range (1 room)		m	3 ~ 25	
Maximum Pipe Length (Total Room)		m	50	
Piping	Standard Length	m	5	
	Height Difference	m	15	
	Add. Gas Amount	g/m	20	
	Pipe Length for Add. Gas	m	30	
Refrigerant Pipe Diameter	Liquid Side	mm (inch)	6.35 (1/4)	
	Gas Side	mm (inch)	9.52 (3/8)	
Compressor	Type		Hermetic Motor / Rotary	
	Motor Type		Brushless (4-poles)	
	Rated Output	W	1.30k	
Fan Motor	Type		Propeller Fan	
	Motor Type		DC Motor (8-poles)	
	Rated Output	W	60	
Fan Speed	High (Cooling / Heating)	RPM	620 / 580	

Item		Unit	OUTDOOR UNIT		
Heat Exchanger	Type		Plate fin configuration forced draft type		
	Tube Material		Copper		
	Fin Material		Aluminum (Pre Coat)		
	Row / Stage		2 / 36		
	FPI		19		
Air Volume	High (Cooling / Heating)	m ³ /min (ft ³ /min)	41.7 (1470) / 41.7 (1470)		
Refrigerant Control Device		min	Expansion Valve		
Refrigerant Oil		cm ³	FW50S (900)		
Refrigerant (R32)		g	2.10k		
			Dry Bulb	Wet Bulb	
Outdoor Operation Range	Cooling	Maximum	°C	46	26
		Minimum	°C	-10	—
	Heating	Maximum	°C	24	18
		Minimum	°C	-15	-16

Note

- Specifications are subject to change without notice for further improvement.

3.2 CU-3Z68TBE

Item		Unit	OUTDOOR UNIT		
Indoor Unit Combination			1.6kW + 2.0kW + 3.5kW		
Power Source			1 Phase, 230V, 50Hz (Power supply from outdoor unit)		
Cooling Operation	Capacity		kW	6.8 (1.90 ~ 8.00)	
			BTU/h	23200 (6480 ~ 27300)	
	Electrical Data	Running Current		A	8.40
		Power Input		W	1.86k (270 ~ 2.37k)
		EER		W/W	3.66 (7.04 ~ 3.38)
	Annual Consumption		kWh	298	
	Noise	Sound Pressure Level		dB-A (H/L)	51 / -
Sound Power Level		dB (H/L)	65 / -		
Heating Operation	Capacity		kW	8.5 (3.30 ~ 10.40)	
			BTU/h	29000 (11300 ~ 35500)	
	Electrical Data	Running Current		A	9.7
		Power Input		W	2.15k (620 ~ 2.86k)
		COP		W/W	3.95 (5.32 ~ 3.64)
	Annual Consumption		kWh	1733	
	Noise	Sound Pressure Level		dB-A (H/L)	52 / -
Sound Power Level		dB (H/L)	66 / -		
Maximum Current		A	15.6		
Starting Current		A	9.70		
Maximum Input Power		W	3.55k		
Extra Low Temperature	Capacity		kW	4.45	
	Input Power		W	2450	
	COP		W/W	1.82	
Dimension	Height		mm	795	
	Width		mm	875 (+95)	
	Depth		mm	320	
Net Weight		kg	71		
Pipe Length Range (1 room)		m	3 ~ 25		
Maximum Pipe Length (Total Room)		m	60		
Piping	Standard Length		m	5	
	Height Difference		m	15	
	Add. Gas Amount		g/m	20	
	Pipe Length for Add. Gas		m	30	
Refrigerant Pipe Diameter	Liquid Side		mm (inch)	6.35 (1/4)	
	Gas Side		mm (inch)	9.52 (3/8)	
Compressor	Type			Hermetic Motor / Rotary	
	Motor Type			Brushless (4-poles)	
	Rated Output		W	1.30k	
Fan Motor	Type			Propeller Fan	
	Motor Type			DC Motor (8-poles)	
	Rated Output		W	60	
Fan Speed	High (Cooling / Heating)		RPM	600 / 680	

Item		Unit	OUTDOOR UNIT		
Heat Exchanger	Type		Plate fin configuration forced draft type		
	Tube Material		Copper		
	Fin Material		Aluminum (Pre Coat)		
	Row / Stage		2 / 36		
	FPI		19		
Air Volume	High (Cooling / Heating)	m ³ /min (ft ³ /min)	42.5 (1500) / 49.4 (1745)		
Refrigerant Control Device		min	Expansion Valve		
Refrigerant Oil		cm ³	FW50S (900)		
Refrigerant (R32)		g	2.10k		
			Dry Bulb	Wet Bulb	
Outdoor Operation Range	Cooling	Maximum	°C	46	26
		Minimum	°C	-10	—
	Heating	Maximum	°C	24	18
		Minimum	°C	-15	-16

Note

- Specifications are subject to change without notice for further improvement.

3.3 CU-4Z68TBE

Item		Unit	OUTDOOR UNIT		
Indoor Unit Combination			1.6kW + 1.6kW + 1.6kW + 2.0kW		
Power Source			1 Phase, 230V, 50Hz (Power supply from outdoor unit)		
Cooling Operation	Capacity		kW	6.80 (1.90 ~ 8.80)	
			BTU/h	23200 (6480 ~ 30000)	
	Electrical Data	Running Current		A	7.00
		Power Input		W	1.55k (340 ~ 2.47k)
		EER		W/W	4.39 (5.59 ~ 3.56)
	Annual Consumption		kWh	298	
	Noise	Sound Pressure Level		dB-A (H/L)	49 / -
Sound Power Level		dB (H/L)	63 / -		
Heating Operation	Capacity		kW	8.50 (3.00 ~ 10.60)	
			BTU/h	29000 (36100 ~ 10200)	
	Electrical Data	Running Current		A	8.60
		Power Input		W	1.90k (580 ~ 2.68k)
		COP		W/W	4.47 (5.17 ~ 3.96)
	Annual Consumption		kWh	1933	
	Noise	Sound Pressure Level		dB-A (H/L)	50 / -
Sound Power Level		dB (H/L)	64 / -		
Maximum Current		A	15.6		
Maximum Input Power		W	3.55k		
Starting Current		A	8.60		
Extra Low Temperature	Capacity		kW	4.45	
	Input Power		W	2230	
	Cop		W/W	2.00	
Dimension	Height		mm	795	
	Width		mm	875 (+95)	
	Depth		mm	320	
Net Weight		kg	72		
Pipe Length Range (1 room)		m	3 ~ 25		
Maximum Pipe Length (Total Room)		m	60		
Piping	Standard Length		m	5	
	Height Difference		m	15	
	Add. Gas Amount		g/m	20	
	Pipe Length for Add. Gas		m	30	
Refrigerant Pipe Diameter	Liquid Side		mm (inch)	6.35 (1/4)	
	Gas Side		mm (inch)	9.52 (3/8)	
Compressor	Type			Hermetic Motor / Rotary	
	Motor Type			Brushless (4-poles)	
	Rated Output		W	1.30k	
Fan Motor	Type			Propeller Fan	
	Motor Type			DC Motor (8-poles)	
	Rated Output		W	60	
Fan Speed	High (Cooling / Heating)		RPM	600 / 620	

Item		Unit	OUTDOOR UNIT		
Heat Exchanger	Type		Plate fin configuration forced draft type		
	Tube Material		Copper		
	Fin Material		Aluminum (Pre Coat)		
	Row / Stage		2 / 36		
	FPI		19		
Air Volume	High (Cooling / Heating)	m ³ /min (ft ³ /min)	42.5 (1500) / 44.1 (1555)		
Refrigerant Control Device		min	Expansion Valve		
Refrigerant Oil		cm ³	FW50S (900)		
Refrigerant (R32)		g	2.10k		
			Dry Bulb	Wet Bulb	
Outdoor Operation Range	Cooling	Maximum	°C	46	26
		Minimum	°C	-10	—
	Heating	Maximum	°C	24	18
		Minimum	°C	-15	-16

Note

- Specifications are subject to change without notice for further improvement.

• **Multi Split Combination Possibility:**

- A single outdoor unit enables air conditioning of up to four separate rooms for CU-4Z68TBE
- A single outdoor unit enables air conditioning of up to three separate rooms for CU-3Z68TBE, CU-3Z52TBE.

CONNECTABLE INDOOR UNIT			CU-4Z68TBE				CU-3Z68TBE			CU-3Z52TBE		
ROOM			A	B	C	D	A	B	C	A	B	C
Wall	1.6kW	CS-MTZ16TKE CS-MZ16TKE	•	•	•	•	•	•	•	•	•	•
	2.0kW	CS-TE20TKEW CS-TZ20TKEW CS-XZ20TKEW CS-Z20TKEW	•	•	•	•	•	•	•	•	•	•
	2.5kW	CS-TE25TKEW CS-TZ25TKEW CS-XZ25TKEW CS-Z25TKEW CS-E9PB4EA CS-E9PD3EA	•	•	•	•	•	•	•	•	•	•
	3.5kW	CS-TE35TKEW CS-TZ35TKEW CS-XZ35TKEW CS-Z35TKEW CS-E12PB4EA CS-E12QD3EAW	•	•	•	•	•	•	•	•	•	•
	4.2kW	CS-TE42TKEW CS-TZ42TKEW CS-Z42TKEW	•	•	•	•	•	•	•	•	•	•
	5.0kW	CS-TE50TKEW CS-TZ50TKEW CS-XZ50TKEW CS-Z50TKEW CS-E18RB4EAW CS-E18RD3EAW	•	•	•	•	•	•	•	•	•	•
	6.0kW	CS-TE60TKEW CS-TZ60TKEW CS-E21RB4EAW	•	•	•	•	•	•	•	-	-	-
Capacity range of connectable units			From 4.5kW to 11.5kW				From 4.5kW to 11.2kW			From 4.5kW to 9.5kW		
Pipe length	1 room maximum pipe length (m)		25				25			25		
	Allowable elevation (m)		15				15			15		
	Total allowable pipe length (m)		60				60			50		
	Total pipe length for maximum chargeless length (m)		30				30			30		
	Additional gas amount over chargeless length (m)		20				20			20		
Note: "•" : Available												
Remarks for CU-3Z68TBE												
1. At least two indoor units must be connected.												
2. The total nominal cooling capacity of indoor unit that will be connected to outdoor unit must be within connectable capacity range of indoor unit. (as shown in the table above)												
Example: The indoor units' combination below is possible to connect to CU-3Z68TBE. (Total nominal capacity of indoor units is between 4.5kW to 11.2kW)												
1) Two CS-Z25TKEW only. (Total nominal cooling capacity is 5.0kW)												

- Indoor Unit : CS-MZ / Z / XZ wall mount series
- Outdoor Unit : CU-3Z52TBE

Indoor unit capacity Cooling	Total	Cooling Capacity (kW)						Input Power (W)		EER		
		Room A	Room B			Total	min ~ max	Rating	min ~ max	WW	CLASS	
1 Room	16	16	1.60				1.60	1.3 ~ 2.3	400	250 ~ 640	4.00	A
	20	20	2.00				2.00	1.8 ~ 2.9	500	340 ~ 810	4.00	A
	25	25	2.50				2.50	1.8 ~ 2.9	630	340 ~ 810	3.97	A
	35	35	3.50				3.50	1.8 ~ 3.8	940	340 ~ 1360	3.72	A
	42	42	4.20				4.20	1.8 ~ 4.3	1370	340 ~ 1990	3.07	B
	50	50	5.00				5.00	1.9 ~ 5.7	1550	340 ~ 2130	3.23	A
2 Room	16 + 16	32	1.60	1.60			3.20	1.8 ~ 6.2	590	330 ~ 2090	5.42	A
	16 + 20	36	1.60	2.00			3.60	1.8 ~ 6.2	730	330 ~ 2050	4.93	A
	16 + 25	41	1.60	2.50			4.10	1.8 ~ 6.2	880	330 ~ 2050	4.66	A
	16 + 35	51	1.60	3.50			5.10	1.8 ~ 6.3	1310	330 ~ 2060	3.89	A
	16 + 42	58	1.43	3.77			5.20	1.9 ~ 6.4	1350	350 ~ 2100	3.85	A
	16 + 50	66	1.26	3.94			5.20	1.9 ~ 6.8	1170	340 ~ 2040	4.44	A
	20 + 20	40	2.00	2.00			4.00	1.8 ~ 6.2	850	330 ~ 2010	4.71	A
	20 + 25	45	2.00	2.50			4.50	1.8 ~ 6.2	1040	330 ~ 2010	4.33	A
	20 + 35	55	1.89	3.31			5.20	1.8 ~ 6.3	1350	330 ~ 2020	3.85	A
	20 + 42	62	1.68	3.52			5.20	1.9 ~ 6.4	1320	350 ~ 2060	3.94	A
	20 + 50	70	1.49	3.71			5.20	1.9 ~ 6.8	1170	340 ~ 2040	4.44	A
	25 + 25	50	2.50	2.50			5.00	1.8 ~ 6.2	1280	330 ~ 2010	3.91	A
	25 + 35	60	2.17	3.03			5.20	1.9 ~ 6.3	1350	350 ~ 2020	3.85	A
	25 + 42	67	1.94	3.26			5.20	1.9 ~ 6.4	1320	350 ~ 2060	3.94	A
	25 + 50	75	1.73	3.47			5.20	1.9 ~ 6.8	1170	340 ~ 2040	4.44	A
	35 + 35	70	2.60	2.60			5.20	1.9 ~ 6.4	1280	350 ~ 2020	4.06	A
35 + 42	77	2.36	2.84			5.20	1.9 ~ 6.5	1280	350 ~ 2070	4.06	A	
35 + 50	85	2.14	3.06			5.20	1.9 ~ 6.9	1130	360 ~ 2040	4.60	A	
42 + 42	84	2.60	2.60			5.20	1.9 ~ 6.5	1280	350 ~ 2070	4.06	A	
42 + 50	92	2.37	2.83			5.20	1.9 ~ 6.9	1130	360 ~ 2040	4.60	A	
3 Room	16 + 16 + 16	48	1.60	1.60	1.60		4.80	1.8 ~ 7.2	950	360 ~ 2130	5.05	A
	16 + 16 + 20	52	1.60	1.60	2.00		5.20	1.8 ~ 7.3	1090	360 ~ 2180	4.77	A
	16 + 16 + 25	57	1.46	1.46	2.28		5.20	1.9 ~ 7.2	1090	390 ~ 2090	4.77	A
	16 + 16 + 35	67	1.24	1.24	2.72		5.20	1.9 ~ 7.2	1090	390 ~ 2040	4.77	A
	16 + 16 + 42	74	1.12	1.12	2.96		5.20	1.8 ~ 7.3	1090	390 ~ 2090	4.77	A
	16 + 16 + 50	82	1.01	1.01	3.18		5.20	1.8 ~ 7.3	1010	420 ~ 1910	5.15	A
	16 + 20 + 20	56	1.48	1.86	1.86		5.20	1.9 ~ 7.2	1090	390 ~ 2090	4.77	A
	16 + 20 + 25	61	1.36	1.70	2.14		5.20	1.9 ~ 7.2	1090	390 ~ 2090	4.77	A
	16 + 20 + 35	71	1.17	1.46	2.57		5.20	1.9 ~ 7.2	1090	390 ~ 2000	4.77	A
	16 + 20 + 42	78	1.07	1.33	2.80		5.20	1.8 ~ 7.3	1090	390 ~ 2090	4.77	A
	16 + 20 + 50	86	0.97	1.21	3.02		5.20	1.8 ~ 7.3	1010	420 ~ 1860	5.15	A
	16 + 25 + 25	66	1.26	1.97	1.97		5.20	1.9 ~ 7.2	1090	390 ~ 2090	4.77	A
	16 + 25 + 35	76	1.09	1.71	2.40		5.20	1.8 ~ 7.3	1090	390 ~ 2090	4.77	A
	16 + 25 + 42	83	1.00	1.57	2.63		5.20	1.8 ~ 7.3	1090	390 ~ 2090	4.77	A
	16 + 25 + 50	91	0.91	1.43	2.86		5.20	1.8 ~ 7.3	1010	420 ~ 1860	5.15	A
	16 + 35 + 35	86	0.96	2.12	2.12		5.20	1.8 ~ 7.3	1050	390 ~ 2040	4.95	A
	16 + 35 + 42	93	0.89	1.96	2.35		5.20	1.8 ~ 7.3	1050	390 ~ 2040	4.95	A
	20 + 20 + 20	60	1.73	1.73	1.73		5.19	1.9 ~ 7.2	1090	390 ~ 2040	4.76	A
	20 + 20 + 25	65	1.60	1.60	2.00		5.20	1.9 ~ 7.2	1090	390 ~ 2040	4.77	A
	20 + 20 + 35	75	1.39	1.39	2.42		5.20	1.9 ~ 7.2	1050	390 ~ 2000	4.95	A
	20 + 20 + 42	82	1.27	1.27	2.66		5.20	1.8 ~ 7.3	1050	390 ~ 2040	4.95	A
	20 + 20 + 50	90	1.16	1.16	2.88		5.20	1.8 ~ 7.3	1010	420 ~ 1860	5.15	A
	20 + 25 + 25	70	1.48	1.86	1.86		5.20	1.9 ~ 7.2	1090	390 ~ 2040	4.77	A
	20 + 25 + 35	80	1.29	1.63	2.28		5.20	1.9 ~ 7.2	1050	390 ~ 2000	4.95	A
	20 + 25 + 42	87	1.20	1.49	2.51		5.20	1.8 ~ 7.3	1050	390 ~ 2040	4.95	A
	20 + 25 + 50	95	1.09	1.37	2.74		5.20	1.8 ~ 7.3	1010	420 ~ 1860	5.15	A
	20 + 35 + 35	90	1.16	2.02	2.02		5.20	1.8 ~ 7.3	1050	390 ~ 2000	4.95	A
	25 + 25 + 25	75	1.73	1.73	1.73		5.19	1.9 ~ 7.2	1090	390 ~ 2040	4.76	A
25 + 25 + 35	85	1.53	1.53	2.14		5.20	1.9 ~ 7.2	1050	390 ~ 2000	4.95	A	
25 + 25 + 42	92	1.41	1.41	2.38		5.20	1.8 ~ 7.3	1050	390 ~ 2040	4.95	A	
25 + 35 + 35	95	1.36	1.92	1.92		5.20	1.8 ~ 7.3	1050	390 ~ 2000	4.95	A	

	Indoor unit capacity Cooling	Annual Energy Consumption (kWh)	Current 230V (A)	ERP			Annual Consumption (kWh)	Moisture Removal Volume l/h
				Pdesign (kW)	SEER			
					WW	CLASS		
1 Room	16	200	2.0	-	-	-	-	1.0
	20	250	2.5	-	-	-	-	1.3
	25	315	3.0	-	-	-	-	1.5
	35	470	4.3	-	-	-	-	2.0
	42	685	6.1	-	-	-	-	2.4
	50	775	6.8	-	-	-	-	2.7
2 Room	16 + 16	295	2.9	3.20	7.00	A++	160	1.0 + 1.0
	16 + 20	365	3.5	3.60	7.00	A++	180	1.0 + 1.3
	16 + 25	440	4.1	4.10	7.00	A++	205	1.0 + 1.5
	16 + 35	655	6.0	5.10	7.00	A++	255	1.0 + 2.0
	16 + 42	675	6.2	5.20	7.00	A++	260	0.9 + 2.2
	16 + 50	585	5.4	5.20	7.20	A++	253	0.8 + 2.3
	20 + 20	425	4.0	4.00	7.00	A++	200	1.3 + 1.3
	20 + 25	520	4.8	4.50	7.00	A++	225	1.3 + 1.5
	20 + 35	675	6.2	5.20	7.00	A++	260	1.2 + 1.9
	20 + 42	660	6.0	5.20	7.00	A++	260	1.1 + 2.0
	20 + 50	585	5.4	5.20	7.20	A++	253	0.9 + 2.2
	25 + 25	640	5.8	5.00	7.00	A++	250	1.5 + 1.5
	25 + 35	675	6.2	5.20	7.00	A++	260	1.4 + 1.7
	25 + 42	660	6.0	5.20	7.00	A++	260	1.3 + 1.9
	25 + 50	585	5.4	5.20	7.20	A++	253	1.1 + 2.0
	35 + 35	640	5.8	5.20	7.00	A++	260	1.6 + 1.6
	35 + 42	640	5.8	5.20	7.00	A++	260	1.5 + 1.7
	35 + 50	565	5.2	5.20	7.20	A++	253	1.4 + 1.7
42 + 42	640	5.8	5.20	7.00	A++	260	1.6 + 1.6	
42 + 50	565	5.2	5.20	7.20	A++	253	1.5 + 1.7	
3 Room	16 + 16 + 16	475	4.4	4.80	8.50	A+++	198	1.0 + 1.0 + 1.0
	16 + 16 + 20	545	5.0	5.20	8.50	A+++	214	1.0 + 1.0 + 1.3
	16 + 16 + 25	545	5.0	5.20	8.50	A+++	214	0.9 + 0.9 + 1.5
	16 + 16 + 35	545	5.0	5.20	8.50	A+++	214	0.8 + 0.8 + 1.6
	16 + 16 + 42	545	5.0	5.20	8.50	A+++	214	0.7 + 0.7 + 1.7
	16 + 16 + 50	505	4.7	5.20	8.50	A+++	214	0.7 + 0.7 + 1.8
	16 + 20 + 20	545	5.0	5.20	8.50	A+++	214	0.9 + 1.2 + 1.2
	16 + 20 + 25	545	5.0	5.20	8.50	A+++	214	0.9 + 1.1 + 1.4
	16 + 20 + 35	545	5.0	5.20	8.50	A+++	214	0.7 + 0.9 + 1.6
	16 + 20 + 42	545	5.0	5.20	8.50	A+++	214	0.7 + 0.8 + 1.6
	16 + 20 + 50	505	4.7	5.20	8.50	A+++	214	0.7 + 0.8 + 1.7
	16 + 25 + 25	545	5.0	5.20	8.50	A+++	214	0.8 + 1.3 + 1.3
	16 + 25 + 35	545	5.0	5.20	8.50	A+++	214	0.7 + 1.1 + 1.6
	16 + 25 + 42	545	5.0	5.20	8.50	A+++	214	0.7 + 1.0 + 1.6
	16 + 25 + 50	505	4.7	5.20	8.50	A+++	214	0.7 + 0.9 + 1.7
	16 + 35 + 35	525	4.8	5.20	8.50	A+++	214	0.7 + 1.4 + 1.4
	16 + 35 + 42	525	4.8	5.20	8.50	A+++	214	0.7 + 1.3 + 1.5
	20 + 20 + 20	545	5.0	5.19	8.50	A+++	214	1.1 + 1.1 + 1.1
	20 + 20 + 25	545	5.0	5.20	8.50	A+++	214	1.0 + 1.0 + 1.3
	20 + 20 + 35	525	4.8	5.20	8.50	A+++	214	0.9 + 0.9 + 1.5
	20 + 20 + 42	525	4.8	5.20	8.50	A+++	214	0.8 + 0.8 + 1.6
	20 + 20 + 50	505	4.7	5.20	8.50	A+++	214	0.7 + 0.7 + 1.7
	20 + 25 + 25	545	5.0	5.20	8.50	A+++	214	0.9 + 1.2 + 1.2
	20 + 25 + 35	525	4.8	5.20	8.50	A+++	214	0.8 + 1.0 + 1.5
	20 + 25 + 42	525	4.8	5.20	8.50	A+++	214	0.7 + 0.9 + 1.5
	20 + 25 + 50	505	4.7	5.20	8.50	A+++	214	0.7 + 0.9 + 1.6
	20 + 35 + 35	525	4.8	5.20	8.50	A+++	214	0.7 + 1.3 + 1.3
	25 + 25 + 25	545	5.0	5.19	8.50	A+++	214	1.1 + 1.1 + 1.1
25 + 25 + 35	525	4.8	5.20	8.50	A+++	214	1.0 + 1.0 + 1.4	
25 + 25 + 42	525	4.8	5.20	8.50	A+++	214	0.9 + 0.9 + 1.5	
25 + 35 + 35	525	4.8	5.20	8.50	A+++	214	0.9 + 1.2 + 1.2	

Indoor unit capacity Heating		Total	Heating Capacity (kW)					Input Power (W)		EER		
			Room A	Room B			Total	min ~ max	Rating	min ~ max	WW	CLASS
1 Room	16	16	2.60				2.60	1.2 ~ 3.2	600	300 ~ 960	4.33	A
	20	20	3.20				3.20	1.2 ~ 4.1	740	300 ~ 1230	4.32	A
	25	25	3.60				3.60	1.2 ~ 4.3	940	300 ~ 1230	3.83	A
	35	35	4.50				4.50	1.2 ~ 5.8	1230	300 ~ 2100	3.66	A
	42	42	5.60				5.60	1.2 ~ 6.8	1720	300 ~ 2930	3.26	C
	50	50	6.80				6.80	1.2 ~ 6.9	2100	300 ~ 2520	3.24	C
2 Room	16 + 16	32	2.60	2.60			5.20	1.4 ~ 7.0	1260	340 ~ 1990	4.13	A
	16 + 20	36	2.58	3.22			5.80	1.4 ~ 7.0	1440	330 ~ 1950	4.03	A
	16 + 25	41	2.42	3.78			6.20	1.4 ~ 7.0	1570	330 ~ 1950	3.95	A
	16 + 35	51	2.13	4.67			6.80	1.4 ~ 7.3	1750	290 ~ 2050	3.89	A
	16 + 42	58	1.88	4.92			6.80	1.4 ~ 7.3	1710	310 ~ 2040	3.98	A
	16 + 50	66	1.65	5.15			6.80	1.4 ~ 8.0	1560	270 ~ 2150	4.36	A
	20 + 20	40	3.20	3.20			6.40	1.4 ~ 7.0	1630	320 ~ 1950	3.93	A
	20 + 25	45	3.02	3.78			6.80	1.4 ~ 7.0	1760	290 ~ 1950	3.86	A
	20 + 35	55	2.47	4.33			6.80	1.4 ~ 7.3	1710	280 ~ 2040	3.98	A
	20 + 42	62	2.19	4.61			6.80	1.4 ~ 7.3	1700	300 ~ 2000	4.00	A
	20 + 50	70	1.94	4.86			6.80	1.4 ~ 8.0	1560	270 ~ 2150	4.36	A
	25 + 25	50	3.40	3.40			6.80	1.4 ~ 7.0	1760	290 ~ 1950	3.86	A
	25 + 35	60	2.83	3.97			6.80	1.4 ~ 7.3	1710	280 ~ 2040	3.98	A
	25 + 42	67	2.54	4.26			6.80	1.4 ~ 7.3	1700	280 ~ 2000	4.00	A
	25 + 50	75	2.27	4.53			6.80	1.4 ~ 8.0	1560	240 ~ 2150	4.36	A
	35 + 35	70	3.40	3.40			6.80	1.4 ~ 7.5	1690	270 ~ 2060	4.02	A
35 + 42	77	3.09	3.71			6.80	1.4 ~ 7.5	1690	260 ~ 2060	4.02	A	
35 + 50	85	2.80	4.00			6.80	1.4 ~ 8.0	1540	240 ~ 2080	4.42	A	
42 + 42	84	3.40	3.40			6.80	1.4 ~ 7.6	1650	260 ~ 2090	4.12	A	
42 + 50	92	3.10	3.70			6.80	1.4 ~ 8.0	1530	240 ~ 2080	4.44	A	
3 Room	16 + 16 + 16	48	2.26	2.26	2.26		6.78	1.5 ~ 8.1	1480	290 ~ 2100	4.58	A
	16 + 16 + 20	52	2.09	2.09	2.62		6.80	1.6 ~ 8.3	1470	320 ~ 2170	4.63	A
	16 + 16 + 25	57	1.91	1.91	2.98		6.80	1.6 ~ 8.3	1470	320 ~ 2170	4.63	A
	16 + 16 + 35	67	1.62	1.62	3.56		6.80	1.6 ~ 8.3	1450	340 ~ 2100	4.69	A
	16 + 16 + 42	74	1.47	1.47	3.86		6.80	1.6 ~ 8.3	1450	310 ~ 2100	4.69	A
	16 + 16 + 50	82	1.33	1.33	4.14		6.80	1.6 ~ 8.3	1340	330 ~ 1960	5.07	A
	16 + 20 + 20	56	1.94	2.43	2.43		6.80	1.6 ~ 8.3	1460	310 ~ 2120	4.66	A
	16 + 20 + 25	61	1.78	2.23	2.79		6.80	1.6 ~ 8.3	1460	310 ~ 2120	4.66	A
	16 + 20 + 35	71	1.53	1.92	3.35		6.80	1.6 ~ 8.3	1450	340 ~ 2100	4.69	A
	16 + 20 + 42	78	1.39	1.74	3.67		6.80	1.6 ~ 8.3	1440	310 ~ 2090	4.72	A
	16 + 20 + 50	86	1.27	1.58	3.95		6.80	1.6 ~ 8.3	1330	340 ~ 1950	5.11	A
	16 + 25 + 25	66	1.64	2.58	2.58		6.80	1.6 ~ 8.3	1460	310 ~ 2120	4.66	A
	16 + 25 + 35	76	1.43	2.24	3.13		6.80	1.6 ~ 8.3	1450	340 ~ 2100	4.69	A
	16 + 25 + 42	83	1.31	2.05	3.44		6.80	1.6 ~ 8.3	1440	310 ~ 2090	4.72	A
	16 + 25 + 50	91	1.19	1.87	3.74		6.80	1.6 ~ 8.3	1330	340 ~ 1950	5.11	A
	16 + 35 + 35	86	1.26	2.77	2.77		6.80	1.6 ~ 8.3	1430	320 ~ 2070	4.76	A
	16 + 35 + 42	93	1.17	2.56	3.07		6.80	1.6 ~ 8.3	1420	320 ~ 2060	4.79	A
	20 + 20 + 20	60	2.26	2.26	2.26		6.78	1.6 ~ 8.3	1460	310 ~ 2110	4.64	A
	20 + 20 + 25	65	2.09	2.09	2.62		6.80	1.6 ~ 8.3	1460	310 ~ 2110	4.66	A
	20 + 20 + 35	75	1.81	1.81	3.18		6.80	1.6 ~ 8.3	1440	340 ~ 2090	4.72	A
	20 + 20 + 42	82	1.66	1.66	3.48		6.80	1.6 ~ 8.3	1430	320 ~ 2080	4.76	A
	20 + 20 + 50	90	1.51	1.51	3.78		6.80	1.6 ~ 8.3	1330	340 ~ 1940	5.11	A
	20 + 25 + 25	70	1.94	2.43	2.43		6.80	1.6 ~ 8.3	1460	310 ~ 2110	4.66	A
	20 + 25 + 35	80	1.69	2.13	2.98		6.80	1.6 ~ 8.3	1440	340 ~ 2090	4.72	A
	20 + 25 + 42	87	1.56	1.95	3.29		6.80	1.6 ~ 8.3	1430	320 ~ 2080	4.76	A
	20 + 25 + 50	95	1.43	1.79	3.58		6.80	1.6 ~ 8.3	1330	340 ~ 1940	5.11	A
	20 + 35 + 35	90	1.52	2.64	2.64		6.80	1.6 ~ 8.3	1420	320 ~ 2060	4.79	A
	25 + 25 + 25	75	2.26	2.26	2.26		6.78	1.6 ~ 8.3	1460	310 ~ 2110	4.64	A
25 + 25 + 35	85	2.00	2.00	2.80		6.80	1.6 ~ 8.3	1440	310 ~ 2090	4.72	A	
25 + 25 + 42	92	1.85	1.85	3.10		6.80	1.6 ~ 8.3	1430	680 ~ 2080	4.76	A	
25 + 35 + 35	95	1.78	2.51	2.51		6.80	1.6 ~ 8.3	1420	680 ~ 2060	4.79	A	

	Indoor unit capacity Heating	Annual Energy Consumption (kWh)	Current 230V (A)	ERP			Moisture Removal Volume l/h	
				Pdesign (kW)	SEER			Annual Consumption (kWh)
					WW	CLASS		
1 Room	16	300	3.0	-	-	-	-	
	20	370	3.7	-	-	-	-	
	25	470	4.5	-	-	-	-	
	35	615	5.8	-	-	-	-	
	42	860	7.7	-	-	-	-	
	50	1050	9.2	-	-	-	-	
2 Room	16 + 16	630	5.8	3.60	3.80	A	1326	
	16 + 20	720	6.6	3.60	3.80	A	1326	
	16 + 25	785	7.2	4.20	3.80	A	1547	
	16 + 35	875	7.9	4.80	3.80	A	1768	
	16 + 42	855	7.8	4.80	3.80	A	1768	
	16 + 50	780	7.1	4.80	4.00	A+	1680	
	20 + 20	815	7.4	4.80	3.80	A	1768	
	20 + 25	880	8.0	4.80	3.80	A	1768	
	20 + 35	855	7.8	4.80	3.80	A	1768	
	20 + 42	850	7.8	4.80	3.80	A	1768	
	20 + 50	780	7.1	4.80	4.00	A+	1680	
	25 + 25	880	8.0	4.80	3.80	A	1768	
	25 + 35	855	7.8	4.80	3.80	A	1768	
	25 + 42	850	7.8	4.80	3.80	A	1768	
	25 + 50	780	7.1	4.80	4.00	A+	1680	
	35 + 35	845	7.7	5.00	3.80	A	1842	
	35 + 42	845	7.7	5.00	3.80	A	1842	
	35 + 50	770	7.0	5.00	4.00	A+	1750	
42 + 42	825	7.5	5.00	3.80	A	1842		
42 + 50	765	7.0	5.00	4.00	A+	1750		
3 Room	16 + 16 + 16	740	6.8	5.00	4.20	A+	1667	
	16 + 16 + 20	735	6.7	5.00	4.20	A+	1667	
	16 + 16 + 25	735	6.7	5.00	4.20	A+	1667	
	16 + 16 + 35	725	6.6	5.00	4.20	A+	1667	
	16 + 16 + 42	725	6.6	5.00	4.20	A+	1667	
	16 + 16 + 50	670	6.1	5.00	4.20	A+	1667	
	16 + 20 + 20	730	6.7	5.00	4.20	A+	1667	
	16 + 20 + 25	730	6.7	5.00	4.20	A+	1667	
	16 + 20 + 35	725	6.6	5.00	4.20	A+	1667	
	16 + 20 + 42	720	6.6	5.00	4.20	A+	1667	
	16 + 20 + 50	665	6.1	5.00	4.20	A+	1667	
	16 + 25 + 25	730	6.7	5.00	4.20	A+	1667	
	16 + 25 + 35	725	6.6	5.00	4.20	A+	1667	
	16 + 25 + 42	720	6.6	5.00	4.20	A+	1667	
	16 + 25 + 50	665	6.1	5.00	4.20	A+	1667	
	16 + 35 + 35	715	6.5	5.00	4.20	A+	1667	
	16 + 35 + 42	710	6.5	5.00	4.20	A+	1667	
	20 + 20 + 20	730	6.7	5.00	4.20	A+	1667	
	20 + 20 + 25	730	6.7	5.00	4.20	A+	1667	
	20 + 20 + 35	720	6.6	5.00	4.20	A+	1667	
	20 + 20 + 42	715	6.5	5.00	4.20	A+	1667	
	20 + 20 + 50	665	6.1	5.00	4.20	A+	1667	
	20 + 25 + 25	730	6.7	5.00	4.20	A+	1667	
	20 + 25 + 35	720	6.6	5.00	4.20	A+	1667	
	20 + 25 + 42	715	6.5	5.00	4.20	A+	1667	
	20 + 25 + 50	665	6.1	5.00	4.20	A+	1667	
	20 + 35 + 35	710	6.5	5.00	4.20	A+	1667	
	25 + 25 + 25	730	6.7	5.00	4.20	A+	1667	
	25 + 25 + 35	720	6.6	5.00	4.20	A+	1667	
	25 + 25 + 42	715	6.5	5.00	4.20	A+	1667	
25 + 35 + 35	710	6.5	5.00	4.20	A+	1667		

- Indoor Unit : Combination of all wall mount series (CS-MZ / Z / XZ / MTZ / TZ / TE)
- Outdoor Unit : CU-3Z52TBE

	Indoor unit capacity Cooling	Total	Cooling Capacity (kW)					Input Power (W)		EER		
			Room A	Room B			Total	min ~ max	Rating	min ~ max	WW	CLASS
1 Room	16	16	1.60				1.60	1.3 ~ 2.3	420	250 ~ 660	3.81	A
	20	20	2.00				2.00	1.8 ~ 2.9	520	340 ~ 830	3.85	A
	25	25	2.50				2.50	1.8 ~ 2.9	650	340 ~ 830	3.85	A
	35	35	3.50				3.50	1.8 ~ 3.8	960	340 ~ 1380	3.65	A
	42	42	4.20				4.20	1.8 ~ 4.3	1390	340 ~ 2010	3.02	B
	50	50	5.00				5.00	1.9 ~ 5.7	1570	340 ~ 2150	3.18	B
2 Room	16 + 16	32	1.60	1.60			3.20	1.8 ~ 6.2	630	330 ~ 2130	5.08	A
	16 + 20	36	1.60	2.00			3.60	1.8 ~ 6.2	770	330 ~ 2090	4.68	A
	16 + 25	41	1.60	2.50			4.10	1.8 ~ 6.2	920	330 ~ 2090	4.46	A
	16 + 35	51	1.60	3.50			5.10	1.8 ~ 6.3	1350	330 ~ 2100	3.78	A
	16 + 42	58	1.43	3.77			5.20	1.9 ~ 6.4	1390	350 ~ 2140	3.74	A
	16 + 50	66	1.26	3.94			5.20	1.9 ~ 6.8	1210	340 ~ 2080	4.30	A
	20 + 20	40	2.00	2.00			4.00	1.8 ~ 6.2	890	330 ~ 2050	4.49	A
	20 + 25	45	2.00	2.50			4.50	1.8 ~ 6.2	1080	330 ~ 2050	4.17	A
	20 + 35	55	1.89	3.31			5.20	1.8 ~ 6.3	1390	330 ~ 2060	3.74	A
	20 + 42	62	1.68	3.52			5.20	1.9 ~ 6.4	1360	350 ~ 2100	3.82	A
	20 + 50	70	1.49	3.71			5.20	1.9 ~ 6.8	1210	340 ~ 2080	4.30	A
	25 + 25	50	2.50	2.50			5.00	1.8 ~ 6.2	1320	330 ~ 2050	3.79	A
	25 + 35	60	2.17	3.03			5.20	1.9 ~ 6.3	1390	350 ~ 2060	3.74	A
	25 + 42	67	1.94	3.26			5.20	1.9 ~ 6.4	1360	350 ~ 2100	3.82	A
	25 + 50	75	1.73	3.47			5.20	1.9 ~ 6.8	1210	340 ~ 2080	4.30	A
	35 + 35	70	2.60	2.60			5.20	1.9 ~ 6.4	1320	350 ~ 2060	3.94	A
35 + 42	77	2.36	2.84			5.20	1.9 ~ 6.5	1320	350 ~ 2110	3.94	A	
35 + 50	85	2.14	3.06			5.20	1.9 ~ 6.9	1170	360 ~ 2080	4.44	A	
42 + 42	84	2.60	2.60			5.20	1.9 ~ 6.5	1320	350 ~ 2110	3.94	A	
42 + 50	92	2.37	2.83			5.20	1.9 ~ 6.9	1170	360 ~ 2080	4.44	A	
3 Room	16 + 16 + 16	48	1.60	1.60	1.60		4.80	1.8 ~ 7.2	1010	360 ~ 2190	4.75	A
	16 + 16 + 20	52	1.60	1.60	2.00		5.20	1.8 ~ 7.3	1150	360 ~ 2240	4.52	A
	16 + 16 + 25	57	1.46	1.46	2.28		5.20	1.9 ~ 7.2	1150	390 ~ 2150	4.52	A
	16 + 16 + 35	67	1.24	1.24	2.72		5.20	1.9 ~ 7.2	1150	390 ~ 2100	4.52	A
	16 + 16 + 42	74	1.12	1.12	2.96		5.20	1.8 ~ 7.3	1150	390 ~ 2150	4.52	A
	16 + 16 + 50	82	1.01	1.01	3.18		5.20	1.8 ~ 7.3	1070	420 ~ 1970	4.86	A
	16 + 20 + 20	56	1.48	1.86	1.86		5.20	1.9 ~ 7.2	1150	390 ~ 2150	4.52	A
	16 + 20 + 25	61	1.36	1.70	2.14		5.20	1.9 ~ 7.2	1150	390 ~ 2150	4.52	A
	16 + 20 + 35	71	1.17	1.46	2.57		5.20	1.9 ~ 7.2	1150	390 ~ 2060	4.52	A
	16 + 20 + 42	78	1.07	1.33	2.80		5.20	1.8 ~ 7.3	1150	390 ~ 2150	4.52	A
	16 + 20 + 50	86	0.97	1.21	3.02		5.20	1.8 ~ 7.3	1070	420 ~ 1920	4.86	A
	16 + 25 + 25	66	1.26	1.97	1.97		5.20	1.9 ~ 7.2	1150	390 ~ 2150	4.52	A
	16 + 25 + 35	76	1.09	1.71	2.40		5.20	1.8 ~ 7.3	1150	390 ~ 2150	4.52	A
	16 + 25 + 42	83	1.00	1.57	2.63		5.20	1.8 ~ 7.3	1150	390 ~ 2150	4.52	A
	16 + 25 + 50	91	0.91	1.43	2.86		5.20	1.8 ~ 7.3	1070	420 ~ 1920	4.86	A
	16 + 35 + 35	86	0.96	2.12	2.12		5.20	1.8 ~ 7.3	1110	390 ~ 2100	4.68	A
	16 + 35 + 42	93	0.89	1.96	2.35		5.20	1.8 ~ 7.3	1110	390 ~ 2100	4.68	A
	20 + 20 + 20	60	1.73	1.73	1.73		5.19	1.9 ~ 7.2	1150	390 ~ 2100	4.51	A
	20 + 20 + 25	65	1.60	1.60	2.00		5.20	1.9 ~ 7.2	1150	390 ~ 2100	4.52	A
	20 + 20 + 35	75	1.39	1.39	2.42		5.20	1.9 ~ 7.2	1110	390 ~ 2060	4.68	A
	20 + 20 + 42	82	1.27	1.27	2.66		5.20	1.8 ~ 7.3	1110	390 ~ 2100	4.68	A
	20 + 20 + 50	90	1.16	1.16	2.88		5.20	1.8 ~ 7.3	1070	420 ~ 1920	4.86	A
	20 + 25 + 25	70	1.48	1.86	1.86		5.20	1.9 ~ 7.2	1150	390 ~ 2100	4.52	A
	20 + 25 + 35	80	1.29	1.63	2.28		5.20	1.9 ~ 7.2	1110	390 ~ 2060	4.68	A
	20 + 25 + 42	87	1.20	1.49	2.51		5.20	1.8 ~ 7.3	1110	390 ~ 2100	4.68	A
	20 + 25 + 50	95	1.09	1.37	2.74		5.20	1.8 ~ 7.3	1070	420 ~ 1920	4.86	A
	20 + 35 + 35	90	1.16	2.02	2.02		5.20	1.8 ~ 7.3	1110	390 ~ 2060	4.68	A
	25 + 25 + 25	75	1.73	1.73	1.73		5.19	1.9 ~ 7.2	1150	390 ~ 2100	4.51	A
25 + 25 + 35	85	1.53	1.53	2.14		5.20	1.9 ~ 7.2	1110	390 ~ 2060	4.68	A	
25 + 25 + 42	92	1.41	1.41	2.38		5.20	1.8 ~ 7.3	1110	390 ~ 2100	4.68	A	
25 + 35 + 35	95	1.36	1.92	1.92		5.20	1.8 ~ 7.3	1110	390 ~ 2060	4.68	A	

	Indoor unit capacity Cooling	Annual Energy Consumption (kWh)	Current 230V (A)	ERP			Moisture Removal Volume l/h	
				Pdesign (kW)	SEER			Annual Consumption (kWh)
					W/W	CLASS		
1 Room	16	210	2.1	-	-	-	-	1.0
	20	260	2.6	-	-	-	-	1.3
	25	325	3.1	-	-	-	-	1.5
	35	480	4.3	-	-	-	-	2.0
	42	695	6.2	-	-	-	-	2.4
	50	785	6.9	-	-	-	-	2.7
2 Room	16 + 16	315	3.1	3.20	6.10	A++	184	1.0 + 1.0
	16 + 20	385	3.7	3.60	6.10	A++	207	1.0 + 1.3
	16 + 25	460	4.3	4.10	6.10	A++	235	1.0 + 1.5
	16 + 35	675	6.2	5.10	6.10	A++	293	1.0 + 2.0
	16 + 42	695	6.4	5.20	6.10	A++	298	0.9 + 2.2
	16 + 50	605	5.6	5.20	6.50	A++	280	0.8 + 2.3
	20 + 20	445	4.2	4.00	6.10	A++	230	1.3 + 1.3
	20 + 25	540	5.0	4.50	6.10	A++	258	1.3 + 1.5
	20 + 35	695	6.4	5.20	6.10	A++	298	1.2 + 1.9
	20 + 42	680	6.2	5.20	6.10	A++	298	1.1 + 2.0
	20 + 50	605	5.6	5.20	6.50	A++	280	0.9 + 2.2
	25 + 25	660	6.0	5.00	6.10	A++	287	1.5 + 1.5
	25 + 35	695	6.4	5.20	6.10	A++	298	1.4 + 1.7
	25 + 42	680	6.2	5.20	6.10	A++	298	1.3 + 1.9
	25 + 50	605	5.6	5.20	6.50	A++	280	1.1 + 2.0
	35 + 35	660	6.0	5.20	6.10	A++	298	1.6 + 1.6
	35 + 42	660	6.0	5.20	6.10	A++	298	1.5 + 1.7
	35 + 50	585	5.4	5.20	6.50	A++	280	1.4 + 1.7
42 + 42	660	6.0	5.20	6.10	A++	298	1.6 + 1.6	
42 + 50	585	5.4	5.20	6.50	A++	280	1.5 + 1.7	
3 Room	16 + 16 + 16	505	4.7	4.80	8.50	A+++	198	1.0 + 1.0 + 1.0
	16 + 16 + 20	575	5.3	5.20	8.50	A+++	214	1.0 + 1.0 + 1.3
	16 + 16 + 25	575	5.3	5.20	8.50	A+++	214	0.9 + 0.9 + 1.5
	16 + 16 + 35	575	5.3	5.20	8.50	A+++	214	0.8 + 0.8 + 1.6
	16 + 16 + 42	575	5.3	5.20	8.50	A+++	214	0.7 + 0.7 + 1.7
	16 + 16 + 50	535	4.9	5.20	8.50	A+++	214	0.7 + 0.7 + 1.8
	16 + 20 + 20	575	5.3	5.20	8.50	A+++	214	0.9 + 1.2 + 1.2
	16 + 20 + 25	575	5.3	5.20	8.50	A+++	214	0.9 + 1.1 + 1.4
	16 + 20 + 35	575	5.3	5.20	8.50	A+++	214	0.7 + 0.9 + 1.6
	16 + 20 + 42	575	5.3	5.20	8.50	A+++	214	0.7 + 0.8 + 1.6
	16 + 20 + 50	535	4.9	5.20	8.50	A+++	214	0.7 + 0.8 + 1.7
	16 + 25 + 25	575	5.3	5.20	8.50	A+++	214	0.8 + 1.3 + 1.3
	16 + 25 + 35	575	5.3	5.20	8.50	A+++	214	0.7 + 1.1 + 1.6
	16 + 25 + 42	575	5.3	5.20	8.50	A+++	214	0.7 + 1.0 + 1.6
	16 + 25 + 50	535	4.9	5.20	8.50	A+++	214	0.7 + 0.9 + 1.7
	16 + 35 + 35	555	5.1	5.20	8.50	A+++	214	0.7 + 1.4 + 1.4
	16 + 35 + 42	555	5.1	5.20	8.50	A+++	214	0.7 + 1.3 + 1.5
	20 + 20 + 20	575	5.3	5.19	8.50	A+++	214	1.1 + 1.1 + 1.1
	20 + 20 + 25	575	5.3	5.20	8.50	A+++	214	1.0 + 1.0 + 1.3
	20 + 20 + 35	555	5.1	5.20	8.50	A+++	214	0.9 + 0.9 + 1.5
	20 + 20 + 42	555	5.1	5.20	8.50	A+++	214	0.8 + 0.8 + 1.6
	20 + 20 + 50	535	4.9	5.20	8.50	A+++	214	0.7 + 0.7 + 1.7
	20 + 25 + 25	575	5.3	5.20	8.50	A+++	214	0.9 + 1.2 + 1.2
	20 + 25 + 35	555	5.1	5.20	8.50	A+++	214	0.8 + 1.0 + 1.5
	20 + 25 + 42	555	5.1	5.20	8.50	A+++	214	0.7 + 0.9 + 1.5
	20 + 25 + 50	535	4.9	5.20	8.50	A+++	214	0.7 + 0.9 + 1.6
	20 + 35 + 35	555	5.1	5.20	8.50	A+++	214	0.7 + 1.3 + 1.3
	25 + 25 + 25	575	5.3	5.19	8.50	A+++	214	1.1 + 1.1 + 1.1
25 + 25 + 35	555	5.1	5.20	8.50	A+++	214	1.0 + 1.0 + 1.4	
25 + 25 + 42	555	5.1	5.20	8.50	A+++	214	0.9 + 0.9 + 1.5	
25 + 35 + 35	555	5.1	5.20	8.50	A+++	214	0.9 + 1.2 + 1.2	

Indoor unit capacity Heating		Total	Heating Capacity (kW)					Input Power (W)		EER		
			Room A	Room B			Total	min ~ max	Rating	min ~ max	WW	CLASS
1 Room	16	16	2.60				2.60	1.2 ~ 3.2	640	300 ~ 1000	4.06	A
	20	20	3.20				3.20	1.2 ~ 4.1	780	300 ~ 1270	4.10	A
	25	25	3.60				3.60	1.2 ~ 4.3	980	300 ~ 1270	3.67	A
	35	35	4.50				4.50	1.2 ~ 5.8	1270	300 ~ 2140	3.54	B
	42	42	5.60				5.60	1.2 ~ 6.8	1760	300 ~ 2970	3.18	D
	50	50	6.80				6.80	1.2 ~ 6.9	2140	300 ~ 2560	3.18	D
2 Room	16 + 16	32	2.60	2.60			5.20	1.4 ~ 7.0	1340	340 ~ 2070	3.88	A
	16 + 20	36	2.58	3.22			5.80	1.4 ~ 7.0	1520	330 ~ 2030	3.82	A
	16 + 25	41	2.42	3.78			6.20	1.4 ~ 7.0	1650	330 ~ 2030	3.76	A
	16 + 35	51	2.13	4.67			6.80	1.4 ~ 7.3	1830	290 ~ 2130	3.72	A
	16 + 42	58	1.88	4.92			6.80	1.4 ~ 7.3	1790	310 ~ 2120	3.80	A
	16 + 50	66	1.65	5.15			6.80	1.4 ~ 8.0	1640	270 ~ 2230	4.15	A
	20 + 20	40	3.20	3.20			6.40	1.4 ~ 7.0	1710	320 ~ 2030	3.74	A
	20 + 25	45	3.02	3.78			6.80	1.4 ~ 7.0	1840	290 ~ 2030	3.70	A
	20 + 35	55	2.47	4.33			6.80	1.4 ~ 7.3	1790	280 ~ 2120	3.80	A
	20 + 42	62	2.19	4.61			6.80	1.4 ~ 7.3	1780	300 ~ 2080	3.82	A
	20 + 50	70	1.94	4.86			6.80	1.4 ~ 8.0	1640	270 ~ 2230	4.15	A
	25 + 25	50	3.40	3.40			6.80	1.4 ~ 7.0	1840	290 ~ 2030	3.70	A
	25 + 35	60	2.83	3.97			6.80	1.4 ~ 7.3	1790	280 ~ 2120	3.80	A
	25 + 42	67	2.54	4.26			6.80	1.4 ~ 7.3	1780	280 ~ 2080	3.82	A
	25 + 50	75	2.27	4.53			6.80	1.4 ~ 8.0	1640	240 ~ 2230	4.15	A
	35 + 35	70	3.40	3.40			6.80	1.4 ~ 7.5	1770	270 ~ 2140	3.84	A
35 + 42	77	3.09	3.71			6.80	1.4 ~ 7.5	1770	260 ~ 2140	3.84	A	
35 + 50	85	2.80	4.00			6.80	1.4 ~ 8.0	1620	240 ~ 2160	4.20	A	
42 + 42	84	3.40	3.40			6.80	1.4 ~ 7.6	1730	260 ~ 2170	3.93	A	
42 + 50	92	3.10	3.70			6.80	1.4 ~ 8.0	1610	240 ~ 2160	4.22	A	
3 Room	16 + 16 + 16	48	2.26	2.26	2.26		6.78	1.5 ~ 8.1	1600	290 ~ 2220	4.24	A
	16 + 16 + 20	52	2.09	2.09	2.62		6.80	1.6 ~ 8.3	1590	320 ~ 2290	4.28	A
	16 + 16 + 25	57	1.91	1.91	2.98		6.80	1.6 ~ 8.3	1590	320 ~ 2290	4.28	A
	16 + 16 + 35	67	1.62	1.62	3.56		6.80	1.6 ~ 8.3	1570	340 ~ 2220	4.33	A
	16 + 16 + 42	74	1.47	1.47	3.86		6.80	1.6 ~ 8.3	1570	310 ~ 2220	4.33	A
	16 + 16 + 50	82	1.33	1.33	4.14		6.80	1.6 ~ 8.3	1460	330 ~ 2080	4.66	A
	16 + 20 + 20	56	1.94	2.43	2.43		6.80	1.6 ~ 8.3	1580	310 ~ 2240	4.30	A
	16 + 20 + 25	61	1.78	2.23	2.79		6.80	1.6 ~ 8.3	1580	310 ~ 2240	4.30	A
	16 + 20 + 35	71	1.53	1.92	3.35		6.80	1.6 ~ 8.3	1570	340 ~ 2220	4.33	A
	16 + 20 + 42	78	1.39	1.74	3.67		6.80	1.6 ~ 8.3	1560	310 ~ 2210	4.36	A
	16 + 20 + 50	86	1.27	1.58	3.95		6.80	1.6 ~ 8.3	1450	340 ~ 2070	4.69	A
	16 + 25 + 25	66	1.64	2.58	2.58		6.80	1.6 ~ 8.3	1580	310 ~ 2240	4.30	A
	16 + 25 + 35	76	1.43	2.24	3.13		6.80	1.6 ~ 8.3	1570	340 ~ 2220	4.33	A
	16 + 25 + 42	83	1.31	2.05	3.44		6.80	1.6 ~ 8.3	1560	310 ~ 2210	4.36	A
	16 + 25 + 50	91	1.19	1.87	3.74		6.80	1.6 ~ 8.3	1450	340 ~ 2070	4.69	A
	16 + 35 + 35	86	1.26	2.77	2.77		6.80	1.6 ~ 8.3	1550	320 ~ 2190	4.39	A
	16 + 35 + 42	93	1.17	2.56	3.07		6.80	1.6 ~ 8.3	1540	320 ~ 2180	4.42	A
	20 + 20 + 20	60	2.26	2.26	2.26		6.78	1.6 ~ 8.3	1580	310 ~ 2230	4.29	A
	20 + 20 + 25	65	2.09	2.09	2.62		6.80	1.6 ~ 8.3	1580	310 ~ 2230	4.30	A
	20 + 20 + 35	75	1.81	1.81	3.18		6.80	1.6 ~ 8.3	1560	340 ~ 2210	4.36	A
	20 + 20 + 42	82	1.66	1.66	3.48		6.80	1.6 ~ 8.3	1550	320 ~ 2200	4.39	A
	20 + 20 + 50	90	1.51	1.51	3.78		6.80	1.6 ~ 8.3	1450	340 ~ 2060	4.69	A
	20 + 25 + 25	70	1.94	2.43	2.43		6.80	1.6 ~ 8.3	1580	310 ~ 2230	4.30	A
	20 + 25 + 35	80	1.69	2.13	2.98		6.80	1.6 ~ 8.3	1560	340 ~ 2210	4.36	A
	20 + 25 + 42	87	1.56	1.95	3.29		6.80	1.6 ~ 8.3	1550	320 ~ 2200	4.39	A
	20 + 25 + 50	95	1.43	1.79	3.58		6.80	1.6 ~ 8.3	1450	340 ~ 2060	4.69	A
	20 + 35 + 35	90	1.52	2.64	2.64		6.80	1.6 ~ 8.3	1540	320 ~ 2180	4.42	A
	25 + 25 + 25	75	2.26	2.26	2.26		6.78	1.6 ~ 8.3	1580	310 ~ 2230	4.29	A
25 + 25 + 35	85	2.00	2.00	2.80		6.80	1.6 ~ 8.3	1560	310 ~ 2210	4.36	A	
25 + 25 + 42	92	1.85	1.85	3.10		6.80	1.6 ~ 8.3	1550	680 ~ 2200	4.39	A	
25 + 35 + 35	95	1.78	2.51	2.51		6.80	1.6 ~ 8.3	1540	680 ~ 2180	4.42	A	

	Indoor unit capacity Heating	Annual Energy Consumption (kWh)	Current 230V (A)	ERP			Moisture Removal Volume l/h	
				Pdesign (kW)	SEER			Annual Consumption (kWh)
					WW	CLASS		
1 Room	16	320	3.1	-	-	-	-	
	20	390	3.8	-	-	-	-	
	25	490	4.7	-	-	-	-	
	35	635	6.0	-	-	-	-	
	42	880	7.8	-	-	-	-	
	50	1070	9.4	-	-	-	-	
2 Room	16 + 16	670	6.1	3.60	3.80	A	1326	
	16 + 20	760	6.9	3.60	3.80	A	1326	
	16 + 25	825	7.5	4.20	3.80	A	1547	
	16 + 35	915	8.3	4.80	3.80	A	1768	
	16 + 42	895	8.1	4.80	3.80	A	1768	
	16 + 50	820	7.5	4.80	4.00	A+	1680	
	20 + 20	855	7.8	4.80	3.80	A	1768	
	20 + 25	920	8.3	4.80	3.80	A	1768	
	20 + 35	895	8.1	4.80	3.80	A	1768	
	20 + 42	890	8.1	4.80	3.80	A	1768	
	20 + 50	820	7.5	4.80	4.00	A+	1680	
	25 + 25	920	8.3	4.80	3.80	A	1768	
	25 + 35	895	8.1	4.80	3.80	A	1768	
	25 + 42	890	8.1	4.80	3.80	A	1768	
	25 + 50	820	7.5	4.80	4.00	A+	1680	
	35 + 35	885	8.0	5.00	3.80	A	1842	
	35 + 42	885	8.0	5.00	3.80	A	1842	
	35 + 50	810	7.4	5.00	4.00	A+	1750	
42 + 42	865	7.9	5.00	3.80	A	1842		
42 + 50	805	7.4	5.00	4.00	A+	1750		
3 Room	16 + 16 + 16	800	7.3	5.00	4.20	A+	1667	
	16 + 16 + 20	795	7.3	5.00	4.20	A+	1667	
	16 + 16 + 25	795	7.3	5.00	4.20	A+	1667	
	16 + 16 + 35	785	7.2	5.00	4.20	A+	1667	
	16 + 16 + 42	785	7.2	5.00	4.20	A+	1667	
	16 + 16 + 50	730	6.7	5.00	4.20	A+	1667	
	16 + 20 + 20	790	7.2	5.00	4.20	A+	1667	
	16 + 20 + 25	790	7.2	5.00	4.20	A+	1667	
	16 + 20 + 35	785	7.2	5.00	4.20	A+	1667	
	16 + 20 + 42	780	7.1	5.00	4.20	A+	1667	
	16 + 20 + 50	725	6.6	5.00	4.20	A+	1667	
	16 + 25 + 25	790	7.2	5.00	4.20	A+	1667	
	16 + 25 + 35	785	7.2	5.00	4.20	A+	1667	
	16 + 25 + 42	780	7.1	5.00	4.20	A+	1667	
	16 + 25 + 50	725	6.6	5.00	4.20	A+	1667	
	16 + 35 + 35	775	7.1	5.00	4.20	A+	1667	
	16 + 35 + 42	770	7.0	5.00	4.20	A+	1667	
	20 + 20 + 20	790	7.2	5.00	4.20	A+	1667	
	20 + 20 + 25	790	7.2	5.00	4.20	A+	1667	
	20 + 20 + 35	780	7.1	5.00	4.20	A+	1667	
	20 + 20 + 42	775	7.1	5.00	4.20	A+	1667	
	20 + 20 + 50	725	6.6	5.00	4.20	A+	1667	
	20 + 25 + 25	790	7.2	5.00	4.20	A+	1667	
	20 + 25 + 35	780	7.1	5.00	4.20	A+	1667	
	20 + 25 + 42	775	7.1	5.00	4.20	A+	1667	
	20 + 25 + 50	725	6.6	5.00	4.20	A+	1667	
	20 + 35 + 35	770	7.0	5.00	4.20	A+	1667	
	25 + 25 + 25	790	7.2	5.00	4.20	A+	1667	
25 + 25 + 35	780	7.1	5.00	4.20	A+	1667		
25 + 25 + 42	775	7.1	5.00	4.20	A+	1667		
25 + 35 + 35	770	7.0	5.00	4.20	A+	1667		

	Indoor unit capacity Cooling	Annual Energy Consumption (kWh)	Current 230V (A)	ERP			Moisture Removal Volume l/h	
				Pdesign (kW)	SEER			Annual Consumption (kWh)
					W/W	CLASS		
1 Room	16	225	2.3	-	-	-	-	1.0
	20	275	2.7	-	-	-	-	1.3
	25	340	3.2	-	-	-	-	1.5
	35	495	4.5	-	-	-	-	2.0
	42	710	6.4	-	-	-	-	2.4
	50	800	7.0	-	-	-	-	2.7
2 Room	16 + 16	345	3.4	3.20	5.10	A	220	1.0 + 1.0
	16 + 20	415	3.9	3.60	5.10	A	247	1.0 + 1.3
	16 + 25	490	4.6	4.10	5.10	A	281	1.0 + 1.5
	16 + 35	705	6.4	5.10	5.10	A	350	1.0 + 2.0
	16 + 42	725	6.6	5.20	5.10	A	357	0.9 + 2.2
	16 + 50	635	5.8	5.20	5.10	A	357	0.8 + 2.3
	20 + 20	475	4.4	4.00	5.10	A	275	1.3 + 1.3
	20 + 25	570	5.3	4.50	5.10	A	309	1.3 + 1.5
	20 + 35	725	6.6	5.20	5.10	A	357	1.2 + 1.9
	20 + 42	710	6.5	5.20	5.10	A	357	1.1 + 2.0
	20 + 50	635	5.8	5.20	5.10	A	357	0.9 + 2.2
	25 + 25	690	6.3	5.00	5.10	A	343	1.5 + 1.5
	25 + 35	725	6.6	5.20	5.10	A	357	1.4 + 1.7
	25 + 42	710	6.5	5.20	5.10	A	357	1.3 + 1.9
	25 + 50	635	5.8	5.20	5.10	A	357	1.1 + 2.0
	35 + 35	690	6.3	5.20	5.10	A	357	1.6 + 1.6
	35 + 42	690	6.3	5.20	5.10	A	357	1.5 + 1.7
	35 + 50	615	5.6	5.20	5.10	A	357	1.4 + 1.7
42 + 42	690	6.3	5.20	5.10	A	357	1.6 + 1.6	
42 + 50	615	5.6	5.20	5.10	A	357	1.5 + 1.7	
3 Room	16 + 16 + 16	550	5.0	4.80	6.50	A++	258	1.0 + 1.0 + 1.0
	16 + 16 + 20	620	5.6	5.20	6.50	A++	280	1.0 + 1.0 + 1.3
	16 + 16 + 25	620	5.6	5.20	6.50	A++	280	0.9 + 0.9 + 1.5
	16 + 16 + 35	620	5.6	5.20	6.50	A++	280	0.8 + 0.8 + 1.6
	16 + 16 + 42	620	5.6	5.20	6.50	A++	280	0.7 + 0.7 + 1.7
	16 + 16 + 50	580	5.3	5.20	6.50	A++	280	0.7 + 0.7 + 1.8
	16 + 20 + 20	620	5.6	5.20	6.50	A++	280	0.9 + 1.2 + 1.2
	16 + 20 + 25	620	5.6	5.20	6.50	A++	280	0.9 + 1.1 + 1.4
	16 + 20 + 35	620	5.6	5.20	6.50	A++	280	0.7 + 0.9 + 1.6
	16 + 20 + 42	620	5.6	5.20	6.50	A++	280	0.7 + 0.8 + 1.6
	16 + 20 + 50	580	5.3	5.20	6.50	A++	280	0.7 + 0.8 + 1.7
	16 + 25 + 25	620	5.6	5.20	6.50	A++	280	0.8 + 1.3 + 1.3
	16 + 25 + 35	620	5.6	5.20	6.50	A++	280	0.7 + 1.1 + 1.6
	16 + 25 + 42	620	5.6	5.20	6.50	A++	280	0.7 + 1.0 + 1.6
	16 + 25 + 50	580	5.3	5.20	6.50	A++	280	0.7 + 0.9 + 1.7
	16 + 35 + 35	600	5.5	5.20	6.50	A++	280	0.7 + 1.4 + 1.4
	16 + 35 + 42	600	5.5	5.20	6.50	A++	280	0.7 + 1.3 + 1.5
	20 + 20 + 20	620	5.6	5.19	6.50	A++	279	1.1 + 1.1 + 1.1
	20 + 20 + 25	620	5.6	5.20	6.50	A++	280	1.0 + 1.0 + 1.3
	20 + 20 + 35	600	5.5	5.20	6.50	A++	280	0.9 + 0.9 + 1.5
	20 + 20 + 42	600	5.5	5.20	6.50	A++	280	0.8 + 0.8 + 1.6
	20 + 20 + 50	580	5.3	5.20	6.50	A++	280	0.7 + 0.7 + 1.7
	20 + 25 + 25	620	5.6	5.20	6.50	A++	280	0.9 + 1.2 + 1.2
	20 + 25 + 35	600	5.5	5.20	6.50	A++	280	0.8 + 1.0 + 1.5
	20 + 25 + 42	600	5.5	5.20	6.50	A++	280	0.7 + 0.9 + 1.5
	20 + 25 + 50	580	5.3	5.20	6.50	A++	280	0.7 + 0.9 + 1.6
	20 + 35 + 35	600	5.5	5.20	6.50	A++	280	0.7 + 1.3 + 1.3
	25 + 25 + 25	620	5.6	5.19	6.50	A++	279	1.1 + 1.1 + 1.1
25 + 25 + 35	600	5.5	5.20	6.50	A++	280	1.0 + 1.0 + 1.4	
25 + 25 + 42	600	5.5	5.20	6.50	A++	280	0.9 + 0.9 + 1.5	
25 + 35 + 35	600	5.5	5.20	6.50	A++	280	0.9 + 1.2 + 1.2	

	Indoor unit capacity Heating	Annual Energy Consumption (kWh)	Current 230V (A)	ERP			Moisture Removal Volume l/h	
				Pdesign (kW)	SEER			Annual Consumption (kWh)
					WW	CLASS		
1 Room	16	350	3.3	-	-	-	-	
	20	420	4.1	-	-	-	-	
	25	520	4.9	-	-	-	-	
	35	665	6.3	-	-	-	-	
	42	910	8.1	-	-	-	-	
	50	1100	9.7	-	-	-	-	
2 Room	16 + 16	730	6.7	3.00	3.80	A	1105	
	16 + 20	820	7.5	3.00	3.80	A	1105	
	16 + 25	885	8.0	3.60	3.80	A	1326	
	16 + 35	975	8.8	4.20	3.80	A	1547	
	16 + 42	955	8.6	4.20	3.80	A	1547	
	16 + 50	880	8.0	4.20	3.80	A	1547	
	20 + 20	915	8.3	4.20	3.80	A	1547	
	20 + 25	980	8.9	4.20	3.80	A	1547	
	20 + 35	955	8.6	4.20	3.80	A	1547	
	20 + 42	950	8.6	4.20	3.80	A	1547	
	20 + 50	880	8.0	4.20	3.80	A	1547	
	25 + 25	980	8.9	4.20	3.80	A	1547	
	25 + 35	955	8.6	4.20	3.80	A	1547	
	25 + 42	950	8.6	4.20	3.80	A	1547	
	25 + 50	880	8.0	4.20	3.80	A	1547	
	35 + 35	945	8.5	4.40	3.80	A	1621	
	35 + 42	945	8.5	4.40	3.80	A	1621	
	35 + 50	870	8.0	4.40	3.80	A	1621	
42 + 42	925	8.4	4.40	3.80	A	1621		
42 + 50	865	7.9	4.40	3.80	A	1621		
3 Room	16 + 16 + 16	890	8.1	4.40	3.80	A	1621	
	16 + 16 + 20	885	8.0	4.40	3.80	A	1621	
	16 + 16 + 25	885	8.0	4.40	3.80	A	1621	
	16 + 16 + 35	875	7.9	4.40	3.80	A	1621	
	16 + 16 + 42	875	7.9	4.40	3.80	A	1621	
	16 + 16 + 50	820	7.5	4.40	3.80	A	1621	
	16 + 20 + 20	880	8.0	4.40	3.80	A	1621	
	16 + 20 + 25	880	8.0	4.40	3.80	A	1621	
	16 + 20 + 35	875	7.9	4.40	3.80	A	1621	
	16 + 20 + 42	870	8.0	4.40	3.80	A	1621	
	16 + 20 + 50	815	7.4	4.40	3.80	A	1621	
	16 + 25 + 25	880	8.0	4.40	3.80	A	1621	
	16 + 25 + 35	875	7.9	4.40	3.80	A	1621	
	16 + 25 + 42	870	8.0	4.40	3.80	A	1621	
	16 + 25 + 50	815	7.4	4.40	3.80	A	1621	
	16 + 35 + 35	865	7.9	4.40	3.80	A	1621	
	16 + 35 + 42	860	7.9	4.40	3.80	A	1621	
	20 + 20 + 20	880	8.0	4.40	3.80	A	1621	
	20 + 20 + 25	880	8.0	4.40	3.80	A	1621	
	20 + 20 + 35	870	8.0	4.40	3.80	A	1621	
	20 + 20 + 42	865	7.9	4.40	3.80	A	1621	
	20 + 20 + 50	815	7.4	4.40	3.80	A	1621	
	20 + 25 + 25	880	8.0	4.40	3.80	A	1621	
	20 + 25 + 35	870	8.0	4.40	3.80	A	1621	
	20 + 25 + 42	865	7.9	4.40	3.80	A	1621	
	20 + 25 + 50	815	7.4	4.40	3.80	A	1621	
	20 + 35 + 35	860	7.9	4.40	3.80	A	1621	
	25 + 25 + 25	880	8.0	4.40	3.80	A	1621	
25 + 25 + 35	870	8.0	4.40	3.80	A	1621		
25 + 25 + 42	865	7.9	4.40	3.80	A	1621		
25 + 35 + 35	860	7.9	4.40	3.80	A	1621		

- Indoor Unit : CS-MZ / Z / XZ wall mount series
- Outdoor Unit : CU-3Z68TBE

Indoor unit capacity Cooling	Total	Cooling Capacity (kW)					Input Power (W)		EER			
		Room A	Room B			Total	min ~ max	Rating	min ~ max	W/W	CLASS	
1 Room	16	16	1.60				1.60	1.3 ~ 2.3	400	250 ~ 640	4.00	A
	20	20	2.00				2.00	1.8 ~ 2.9	500	340 ~ 810	4.00	A
	25	25	2.50				2.50	1.8 ~ 2.9	630	340 ~ 810	3.97	A
	35	35	3.50				3.50	1.8 ~ 3.8	940	340 ~ 1360	3.72	A
	42	42	4.20				4.20	1.8 ~ 4.3	1370	340 ~ 1990	3.07	B
	50	50	5.00				5.00	1.9 ~ 5.7	1550	340 ~ 2130	3.23	A
	60	60	6.00				6.00	1.9 ~ 6.2	2030	340 ~ 2330	2.96	C
2 Room	16 + 16	32	1.60	1.60			3.20	1.9 ~ 6.4	560	270 ~ 2120	5.71	A
	16 + 20	36	1.60	2.00			3.60	1.9 ~ 6.4	690	270 ~ 2080	5.22	A
	16 + 25	41	1.60	2.50			4.10	1.9 ~ 6.4	830	270 ~ 2080	4.94	A
	16 + 35	51	1.60	3.50			5.10	1.9 ~ 6.9	1250	270 ~ 2480	4.08	A
	16 + 42	58	1.60	4.20			5.80	1.9 ~ 6.9	1610	270 ~ 2440	3.60	A
	16 + 50	66	1.60	5.00			6.60	2.0 ~ 7.5	1820	280 ~ 2520	3.63	A
	16 + 60	76	1.43	5.37			6.80	2.0 ~ 7.5	1950	280 ~ 2520	3.49	A
	20 + 20	40	2.00	2.00			4.00	1.9 ~ 6.4	800	270 ~ 2040	5.00	A
	20 + 25	45	2.00	2.50			4.50	1.9 ~ 6.4	980	270 ~ 2040	4.59	A
	20 + 35	55	2.00	3.50			5.50	1.9 ~ 6.9	1430	270 ~ 2440	3.85	A
	20 + 42	62	2.00	4.20			6.20	1.9 ~ 6.9	1850	270 ~ 2400	3.35	A
	20 + 50	70	1.94	4.86			6.80	2.0 ~ 7.5	1950	280 ~ 2480	3.49	A
	20 + 60	80	1.70	5.10			6.80	2.0 ~ 7.5	1950	280 ~ 2480	3.49	A
	25 + 25	50	2.50	2.50			5.00	1.9 ~ 6.8	1210	270 ~ 2430	4.13	A
	25 + 35	60	2.50	3.50			6.00	1.9 ~ 6.9	1730	270 ~ 2440	3.47	A
	25 + 42	67	2.50	4.20			6.70	1.9 ~ 6.9	2280	270 ~ 2400	2.94	C
	25 + 50	75	2.27	4.53			6.80	1.9 ~ 7.5	1950	260 ~ 2480	3.49	A
	25 + 60	85	2.00	4.80			6.80	1.9 ~ 7.5	1950	260 ~ 2480	3.49	A
	35 + 35	70	3.40	3.40			6.80	1.9 ~ 7.0	2290	270 ~ 2400	2.97	C
	35 + 42	77	3.09	3.71			6.80	1.9 ~ 7.1	2240	270 ~ 2500	3.04	B
35 + 50	85	2.80	4.00			6.80	2.0 ~ 7.6	1870	280 ~ 2480	3.64	A	
35 + 60	95	2.51	4.29			6.80	2.0 ~ 7.6	1870	280 ~ 2480	3.64	A	
42 + 42	84	3.40	3.40			6.80	1.9 ~ 7.1	2250	260 ~ 2450	3.02	B	
42 + 50	92	3.10	3.70			6.80	2.0 ~ 7.6	1870	280 ~ 2440	3.64	A	
42 + 60	102	2.80	4.00			6.80	2.0 ~ 7.6	1870	280 ~ 2440	3.64	A	
50 + 50	100	3.40	3.40			6.80	2.1 ~ 8.1	1660	320 ~ 2500	4.10	A	
50 + 60	110	3.09	3.71			6.80	2.1 ~ 8.1	1660	320 ~ 2500	4.10	A	

	Indoor unit capacity Cooling	Annual Energy Consumption (kWh)	Current 230V (A)	ERP				Moisture Removal Volume l/h
				Pdesign (kW)	SEER		Annual Consumption (kWh)	
					W/W	CLASS		
1 Room	16	200	2.0	-	-	-	-	1.0
	20	250	2.5	-	-	-	-	1.3
	25	315	3.2	-	-	-	-	1.5
	35	470	4.5	-	-	-	-	2.0
	42	685	6.4	-	-	-	-	2.4
	50	775	7.2	-	-	-	-	2.7
	60	1015	9.2	-	-	-	-	3.3
2 Room	16 + 16	280	2.8	3.20	6.10	A++	184	1.0 + 1.0
	16 + 20	345	3.4	3.60	6.10	A++	207	1.0 + 1.3
	16 + 25	415	3.9	4.10	6.10	A++	235	1.0 + 1.5
	16 + 35	625	5.7	5.10	6.10	A++	293	1.0 + 2.0
	16 + 42	805	7.4	5.80	6.10	A++	333	1.0 + 2.4
	16 + 50	910	8.2	6.60	6.50	A++	355	1.0 + 2.7
	16 + 60	975	8.8	6.80	6.50	A++	366	0.9 + 2.9
	20 + 20	400	3.8	4.00	6.10	A++	230	1.3 + 1.3
	20 + 25	490	4.6	4.50	6.10	A++	258	1.3 + 1.5
	20 + 35	715	6.5	5.50	6.10	A++	316	1.3 + 2.0
	20 + 42	925	8.4	6.20	6.10	A++	356	1.3 + 2.4
	20 + 50	975	8.8	6.80	6.50	A++	366	1.3 + 2.6
	20 + 60	975	8.8	6.80	6.50	A++	366	1.1 + 2.8
	25 + 25	605	5.6	5.00	6.10	A++	287	1.5 + 1.5
	25 + 35	865	7.9	6.00	6.10	A++	344	1.5 + 2.0
	25 + 42	1140	10.3	6.70	6.10	A++	384	1.5 + 2.4
	25 + 50	975	8.8	6.80	6.50	A++	366	1.5 + 2.5
	25 + 60	975	8.8	6.80	6.50	A++	366	1.3 + 2.6
	35 + 35	1145	10.4	6.80	6.10	A++	390	1.9 + 1.9
	35 + 42	1120	10.1	6.80	6.10	A++	390	1.7 + 2.2
	35 + 50	935	8.5	6.80	6.50	A++	366	1.6 + 2.3
35 + 60	935	8.5	6.80	6.50	A++	366	1.5 + 2.4	
42 + 42	1125	10.2	6.80	6.10	A++	390	1.9 + 1.9	
42 + 50	935	8.5	6.80	6.50	A++	366	1.7 + 2.2	
42 + 60	935	8.5	6.80	6.50	A++	366	1.6 + 2.3	
50 + 50	830	7.6	6.80	6.50	A++	366	1.9 + 1.9	
50 + 60	830	7.6	6.80	6.50	A++	366	1.7 + 2.2	

Indoor unit capacity Cooling	Total	Cooling Capacity (kW)					Input Power (W)			EER		
		Room A	Room B			Total	min ~ max	Rating	min ~ max	W/W	CLASS	
3 Room	16 + 16 + 16	48	1.60	1.60	1.60		4.80	1.9 ~ 8.0	990	270 ~ 2500	4.85	A
	16 + 16 + 20	52	1.60	1.60	2.00		5.20	1.9 ~ 8.0	1130	270 ~ 2460	4.60	A
	16 + 16 + 25	57	1.60	1.60	2.50		5.70	1.9 ~ 8.0	1360	270 ~ 2460	4.19	A
	16 + 16 + 35	67	1.60	1.60	3.50		6.70	1.9 ~ 8.0	1820	270 ~ 2370	3.68	A
	16 + 16 + 42	74	1.47	1.47	3.86		6.80	1.9 ~ 8.1	1860	270 ~ 2460	3.66	A
	16 + 16 + 50	82	1.33	1.33	4.14		6.80	2.0 ~ 8.5	1730	320 ~ 2420	3.93	A
	16 + 16 + 60	92	1.18	1.18	4.44		6.80	2.0 ~ 8.5	1730	320 ~ 2420	3.93	A
	16 + 20 + 20	56	1.60	2.00	2.00		5.60	1.9 ~ 8.0	1280	270 ~ 2460	4.38	A
	16 + 20 + 25	61	1.60	2.00	2.50		6.10	1.9 ~ 8.0	1520	270 ~ 2460	4.01	A
	16 + 20 + 35	71	1.53	1.92	3.35		6.80	1.9 ~ 8.0	1860	270 ~ 2370	3.66	A
	16 + 20 + 42	78	1.39	1.74	3.67		6.80	1.9 ~ 8.1	1860	270 ~ 2420	3.66	A
	16 + 20 + 50	86	1.27	1.58	3.95		6.80	2.0 ~ 8.5	1680	320 ~ 2420	4.05	A
	16 + 20 + 60	96	1.13	1.42	4.25		6.80	2.0 ~ 8.5	1680	320 ~ 2420	4.05	A
	16 + 25 + 25	66	1.60	2.50	2.50		6.60	1.9 ~ 8.0	1770	270 ~ 2460	3.73	A
	16 + 25 + 35	76	1.43	2.24	3.13		6.80	1.9 ~ 8.0	1860	270 ~ 2370	3.66	A
	16 + 25 + 42	83	1.31	2.05	3.44		6.80	1.9 ~ 8.1	1860	270 ~ 2420	3.66	A
	16 + 25 + 50	91	1.19	1.87	3.74		6.80	2.0 ~ 8.5	1680	320 ~ 2420	4.05	A
	16 + 25 + 60	101	1.08	1.68	4.04		6.80	2.0 ~ 8.5	1680	320 ~ 2420	4.05	A
	16 + 35 + 35	86	1.26	2.77	2.77		6.80	1.9 ~ 8.1	1820	290 ~ 2370	3.74	A
	16 + 35 + 42	93	1.17	2.56	3.07		6.80	1.9 ~ 8.2	1820	290 ~ 2420	3.74	A
	16 + 35 + 50	101	1.07	2.36	3.37		6.80	2.0 ~ 8.5	1680	340 ~ 2380	4.05	A
	16 + 35 + 60	111	0.98	2.14	3.68		6.80	2.0 ~ 8.5	1680	340 ~ 2380	4.05	A
	16 + 42 + 42	100	1.08	2.86	2.86		6.80	1.9 ~ 8.2	1820	290 ~ 2420	3.74	A
	16 + 42 + 50	108	1.01	2.64	3.15		6.80	2.0 ~ 8.5	1680	340 ~ 2330	4.05	A
	20 + 20 + 20	60	2.00	2.00	2.00		6.00	1.9 ~ 8.0	1480	270 ~ 2410	4.05	A
	20 + 20 + 25	65	2.00	2.00	2.50		6.50	1.9 ~ 8.0	1730	270 ~ 2410	3.76	A
	20 + 20 + 35	75	1.81	1.81	3.18		6.80	1.9 ~ 8.0	1860	270 ~ 2320	3.66	A
	20 + 20 + 42	82	1.66	1.66	3.48		6.80	1.9 ~ 8.1	1820	290 ~ 2420	3.74	A
	20 + 20 + 50	90	1.51	1.51	3.78		6.80	2.0 ~ 8.5	1680	340 ~ 2380	4.05	A
	20 + 20 + 60	100	1.36	1.36	4.08		6.80	2.0 ~ 8.5	1680	340 ~ 2380	4.05	A
	20 + 25 + 25	70	1.94	2.43	2.43		6.80	1.9 ~ 8.0	1860	270 ~ 2410	3.66	A
	20 + 25 + 35	80	1.69	2.13	2.98		6.80	1.9 ~ 8.0	1860	270 ~ 2320	3.66	A
	20 + 25 + 42	87	1.56	1.95	3.29		6.80	1.9 ~ 8.1	1820	290 ~ 2420	3.74	A
	20 + 25 + 50	95	1.43	1.79	3.58		6.80	2.0 ~ 8.5	1680	340 ~ 2380	4.05	A
	20 + 25 + 60	105	1.29	1.62	3.89		6.80	2.0 ~ 8.5	1680	340 ~ 2380	4.05	A
20 + 35 + 35	90	1.52	2.64	2.64		6.80	1.9 ~ 8.1	1820	290 ~ 2330	3.74	A	
20 + 35 + 42	97	1.40	2.45	2.95		6.80	1.9 ~ 8.2	1820	290 ~ 2420	3.74	A	
20 + 35 + 50	105	1.29	2.27	3.24		6.80	2.0 ~ 8.5	1680	340 ~ 2330	4.05	A	
20 + 42 + 42	104	1.30	2.75	2.75		6.80	1.9 ~ 8.2	1770	290 ~ 2370	3.84	A	
20 + 42 + 50	112	1.21	2.55	3.04		6.80	2.0 ~ 8.5	1680	340 ~ 2330	4.05	A	
25 + 25 + 25	75	2.26	2.26	2.26		6.78	1.9 ~ 8.0	1860	270 ~ 2410	3.65	A	
25 + 25 + 35	85	2.00	2.00	2.80		6.80	1.9 ~ 8.0	1860	270 ~ 2320	3.66	A	
25 + 25 + 42	92	1.85	1.85	3.10		6.80	1.9 ~ 8.1	1820	290 ~ 2420	3.74	A	
25 + 25 + 50	100	1.70	1.70	3.40		6.80	2.0 ~ 8.5	1680	340 ~ 2380	4.05	A	
25 + 25 + 60	110	1.55	1.55	3.70		6.80	2.0 ~ 8.5	1680	340 ~ 2380	4.05	A	
25 + 35 + 35	95	1.78	2.51	2.51		6.80	1.9 ~ 8.1	1820	290 ~ 2330	3.74	A	
25 + 35 + 42	102	1.67	2.33	2.80		6.80	1.9 ~ 8.2	1820	290 ~ 2420	3.74	A	
25 + 35 + 50	110	1.55	2.16	3.09		6.80	2.0 ~ 8.5	1680	340 ~ 2330	4.05	A	
25 + 42 + 42	109	1.56	2.62	2.62		6.80	1.9 ~ 8.2	1770	290 ~ 2370	3.84	A	
35 + 35 + 35	105	2.26	2.26	2.26		6.78	1.9 ~ 8.2	1770	290 ~ 2330	3.83	A	
35 + 35 + 42	112	2.13	2.13	2.54		6.80	1.9 ~ 8.2	1770	290 ~ 2330	3.84	A	

	Indoor unit capacity Cooling	Annual Energy Consumption (kWh)	Current 230V (A)	ERP			Moisture Removal Volume l/h	
				Pdesign (kW)	SEER			Annual Consumption (kWh)
					W/W	CLASS		
3 Room	16 + 16 + 16	495	4.6	4.80	8.00	A++	210	1.0 + 1.0 + 1.0
	16 + 16 + 20	565	5.2	5.20	8.00	A++	228	1.0 + 1.0 + 1.3
	16 + 16 + 25	680	6.2	5.70	8.00	A++	249	1.0 + 1.0 + 1.5
	16 + 16 + 35	910	8.2	6.70	8.00	A++	293	1.0 + 1.0 + 2.0
	16 + 16 + 42	930	8.4	6.80	8.00	A++	298	0.9 + 0.9 + 2.3
	16 + 16 + 50	865	7.9	6.80	8.00	A++	298	0.8 + 0.8 + 2.4
	16 + 16 + 60	865	7.9	6.80	8.00	A++	298	0.7 + 0.7 + 2.5
	16 + 20 + 20	640	5.8	5.60	8.00	A++	245	1.0 + 1.3 + 1.3
	16 + 20 + 25	760	6.9	6.10	8.00	A++	267	1.0 + 1.3 + 1.5
	16 + 20 + 35	930	8.4	6.80	8.00	A++	298	1.0 + 1.2 + 1.9
	16 + 20 + 42	930	8.4	6.80	8.00	A++	298	0.9 + 1.1 + 2.1
	16 + 20 + 50	840	7.7	6.80	8.00	A++	298	0.8 + 1.0 + 2.3
	16 + 20 + 60	840	7.7	6.80	8.00	A++	298	0.7 + 0.9 + 2.4
	16 + 25 + 25	885	8.0	6.60	8.00	A++	289	1.0 + 1.5 + 1.5
	16 + 25 + 35	930	8.4	6.80	8.00	A++	298	0.9 + 1.5 + 1.8
	16 + 25 + 42	930	8.4	6.80	8.00	A++	298	0.8 + 1.3 + 2.0
	16 + 25 + 50	840	7.7	6.80	8.00	A++	298	0.7 + 1.2 + 2.2
	16 + 25 + 60	840	7.7	6.80	8.00	A++	298	0.7 + 1.1 + 2.3
	16 + 35 + 35	910	8.2	6.80	8.00	A++	298	0.8 + 1.6 + 1.6
	16 + 35 + 42	910	8.2	6.80	8.00	A++	298	0.7 + 1.6 + 1.7
	16 + 35 + 50	840	7.7	6.80	8.00	A++	298	0.7 + 1.5 + 1.9
	16 + 35 + 60	840	7.7	6.80	8.00	A++	298	0.7 + 1.4 + 2.1
	16 + 42 + 42	910	8.2	6.80	8.00	A++	298	0.7 + 1.7 + 1.7
	16 + 42 + 50	840	7.7	6.80	8.00	A++	298	0.7 + 1.6 + 1.8
	20 + 20 + 20	740	6.8	6.00	8.00	A++	263	1.3 + 1.3 + 1.3
	20 + 20 + 25	865	7.9	6.50	8.00	A++	284	1.3 + 1.3 + 1.5
	20 + 20 + 35	930	8.4	6.80	8.00	A++	298	1.2 + 1.2 + 1.8
	20 + 20 + 42	910	8.2	6.80	8.00	A++	298	1.1 + 1.1 + 2.0
	20 + 20 + 50	840	7.7	6.80	8.00	A++	298	1.0 + 1.0 + 2.2
	20 + 20 + 60	840	7.7	6.80	8.00	A++	298	0.9 + 0.9 + 2.3
	20 + 25 + 25	930	8.4	6.80	8.00	A++	298	1.3 + 1.5 + 1.5
	20 + 25 + 35	930	8.4	6.80	8.00	A++	298	1.1 + 1.4 + 1.7
	20 + 25 + 42	910	8.2	6.80	8.00	A++	298	1.0 + 1.3 + 1.9
	20 + 25 + 50	840	7.7	6.80	8.00	A++	298	0.9 + 1.2 + 2.1
	20 + 25 + 60	840	7.7	6.80	8.00	A++	298	0.8 + 1.0 + 2.3
20 + 35 + 35	910	8.2	6.80	8.00	A++	298	1.0 + 1.6 + 1.6	
20 + 35 + 42	910	8.2	6.80	8.00	A++	298	0.9 + 1.5 + 1.7	
20 + 35 + 50	840	7.7	6.80	8.00	A++	298	0.8 + 1.5 + 1.8	
20 + 42 + 42	885	8.0	6.80	8.00	A++	298	0.8 + 1.6 + 1.6	
20 + 42 + 50	840	7.7	6.80	8.00	A++	298	0.8 + 1.6 + 1.7	
25 + 25 + 25	930	8.4	6.78	8.00	A++	297	1.5 + 1.5 + 1.5	
25 + 25 + 35	930	8.4	6.80	8.00	A++	298	1.3 + 1.3 + 1.6	
25 + 25 + 42	910	8.2	6.80	8.00	A++	298	1.2 + 1.2 + 1.7	
25 + 25 + 50	840	7.7	6.80	8.00	A++	298	1.1 + 1.1 + 1.9	
25 + 25 + 60	840	7.7	6.80	8.00	A++	298	1.0 + 1.0 + 2.2	
25 + 35 + 35	910	8.2	6.80	8.00	A++	298	1.1 + 1.5 + 1.5	
25 + 35 + 42	910	8.2	6.80	8.00	A++	298	1.1 + 1.5 + 1.6	
25 + 35 + 50	840	7.7	6.80	8.00	A++	298	1.0 + 1.4 + 1.7	
25 + 42 + 42	885	8.0	6.80	8.00	A++	298	1.0 + 1.6 + 1.6	
35 + 35 + 35	885	8.0	6.78	8.00	A++	297	1.5 + 1.5 + 1.5	
35 + 35 + 42	885	8.0	6.80	8.00	A++	298	1.4 + 1.4 + 1.6	

Indoor unit capacity Heating	Total	Heating Capacity (kW)						Input Power (W)		EER		
		Room A	Room B			Total	min ~ max	Rating	min ~ max	W/W	CLASS	
1 Room	16	16	2.60				2.60	1.2 ~ 3.2	600	300 ~ 960	4.33	A
	20	20	3.20				3.20	1.2 ~ 4.1	740	300 ~ 1230	4.32	A
	25	25	3.60				3.60	1.2 ~ 4.3	940	300 ~ 1230	3.83	A
	35	35	4.50				4.50	1.2 ~ 5.8	1230	300 ~ 2100	3.66	A
	42	42	5.60				5.60	1.2 ~ 6.8	1720	300 ~ 2930	3.26	C
	50	50	6.80				6.80	1.2 ~ 6.9	2100	300 ~ 2520	3.24	C
	60	60	8.50				8.50	1.3 ~ 9.0	2400	620 ~ 2550	3.54	B
2 Room	16 + 16	32	2.60	2.60			5.20	2.7 ~ 9.8	1300	660 ~ 3010	4.00	A
	16 + 20	36	2.58	3.22			5.80	2.7 ~ 9.8	1480	650 ~ 3020	3.92	A
	16 + 25	41	2.42	3.78			6.20	2.7 ~ 9.8	1610	650 ~ 3020	3.85	A
	16 + 35	51	2.23	4.87			7.10	2.7 ~ 9.9	1900	630 ~ 3020	3.74	A
	16 + 42	58	2.26	5.94			8.20	2.7 ~ 9.9	2330	630 ~ 3020	3.52	B
	16 + 50	66	2.06	6.44			8.50	2.8 ~ 10.2	2260	560 ~ 2990	3.76	A
	16 + 60	76	1.79	6.71			8.50	2.8 ~ 10.2	2260	560 ~ 2990	3.76	A
	20 + 20	40	3.20	3.20			6.40	2.7 ~ 9.8	1670	640 ~ 3020	3.83	A
	20 + 25	45	3.02	3.78			6.80	2.7 ~ 9.8	1800	640 ~ 3020	3.78	A
	20 + 35	55	2.80	4.90			7.70	2.7 ~ 9.9	2110	630 ~ 3020	3.65	A
	20 + 42	62	2.74	5.76			8.50	2.7 ~ 9.9	2440	620 ~ 3030	3.48	B
	20 + 50	70	2.43	6.07			8.50	2.8 ~ 10.2	2260	560 ~ 2990	3.76	A
	20 + 60	80	2.12	6.38			8.50	2.8 ~ 10.2	2260	560 ~ 2990	3.76	A
	25 + 25	50	3.60	3.60			7.20	2.7 ~ 9.8	1940	640 ~ 3020	3.71	A
	25 + 35	60	3.37	4.73			8.10	2.7 ~ 9.9	2250	630 ~ 3020	3.60	B
	25 + 42	67	3.17	5.33			8.50	2.7 ~ 9.9	2440	620 ~ 3030	3.48	B
	25 + 50	75	2.83	5.67			8.50	2.8 ~ 10.2	2260	560 ~ 2990	3.76	A
	25 + 60	85	2.50	6.00			8.50	2.8 ~ 10.2	2260	560 ~ 2990	3.76	A
	35 + 35	70	4.25	4.25			8.50	2.8 ~ 10.0	2390	640 ~ 3020	3.56	B
	35 + 42	77	3.86	4.64			8.50	2.8 ~ 10.0	2390	600 ~ 3020	3.56	B
35 + 50	85	3.50	5.00			8.50	2.8 ~ 10.3	2200	540 ~ 2970	3.86	A	
35 + 60	95	3.13	5.37			8.50	2.8 ~ 10.3	2200	540 ~ 2970	3.86	A	
42 + 42	84	4.25	4.25			8.50	2.8 ~ 10.0	2380	600 ~ 2980	3.57	B	
42 + 50	92	3.88	4.62			8.50	2.8 ~ 10.3	2190	540 ~ 2960	3.88	A	
42 + 60	102	3.50	5.00			8.50	2.8 ~ 10.3	2190	540 ~ 2960	3.88	A	
50 + 50	100	4.25	4.25			8.50	2.8 ~ 10.5	2050	510 ~ 2870	4.15	A	
50 + 60	110	3.86	4.64			8.50	2.8 ~ 10.5	2050	510 ~ 2870	4.15	A	

	Indoor unit capacity Heating	Annual Energy Consumption (kWh)	Current 230V (A)	ERP				Moisture Removal Volume l/h
				Pdesign (kW)	SEER		Annual Consumption (kWh)	
					W/W	CLASS		
1 Room	16	300	3.0	-	-	-	-	
	20	370	3.7	-	-	-	-	
	25	470	4.7	-	-	-	-	
	35	615	6.0	-	-	-	-	
	42	860	8.0	-	-	-	-	
	50	1050	9.7	-	-	-	-	
	60	1200	11.1	-	-	-	-	
2 Room	16 + 16	650	5.9	3.80	3.80	A	1400	
	16 + 20	740	6.8	3.80	3.80	A	1400	
	16 + 25	805	7.4	3.80	3.80	A	1400	
	16 + 35	950	8.6	4.30	3.80	A	1584	
	16 + 42	1165	10.5	4.30	3.80	A	1584	
	16 + 50	1130	10.2	4.50	3.80	A	1658	
	16 + 60	1130	10.2	4.80	3.80	A	1768	
	20 + 20	835	7.6	3.80	3.80	A	1400	
	20 + 25	900	8.1	3.80	3.80	A	1400	
	20 + 35	1055	9.5	4.30	3.80	A	1584	
	20 + 42	1220	11.0	4.30	3.80	A	1584	
	20 + 50	1130	10.2	4.50	3.80	A	1658	
	20 + 60	1130	10.2	4.80	3.80	A	1768	
	25 + 25	970	8.8	4.00	3.80	A	1474	
	25 + 35	1125	10.2	4.30	3.80	A	1584	
	25 + 42	1220	11.0	4.30	3.80	A	1584	
	25 + 50	1130	10.2	4.50	3.80	A	1658	
	25 + 60	1130	10.2	4.80	3.80	A	1768	
	35 + 35	1195	10.8	4.80	3.80	A	1768	
	35 + 42	1195	10.8	4.80	3.80	A	1768	
	35 + 50	1100	10.0	4.80	3.80	A	1768	
35 + 60	1100	10.0	4.80	3.80	A	1768		
42 + 42	1190	10.8	4.80	3.80	A	1768		
42 + 50	1095	9.9	5.10	3.80	A	1879		
42 + 60	1095	9.9	5.10	3.80	A	1879		
50 + 50	1025	9.3	5.10	3.80	A	1879		
50 + 60	1025	9.3	5.10	3.80	A	1879		

	Indoor unit capacity Heating	Total	Heating Capacity (kW)				Input Power (W)		EER			
			Room A	Room B			Total	min ~ max	Rating	min ~ max	WW	CLASS
3 Room	16 + 16 + 16	48	2.60	2.60	2.60		7.80	3.3 ~ 10.4	1960	640 ~ 2950	3.98	A
	16 + 16 + 20	52	2.58	2.58	3.24		8.40	3.3 ~ 10.4	2190	640 ~ 2940	3.84	A
	16 + 16 + 25	57	2.39	2.39	3.72		8.50	3.3 ~ 10.4	2230	640 ~ 2940	3.81	A
	16 + 16 + 35	67	2.03	2.03	4.44		8.50	3.3 ~ 10.4	2160	630 ~ 2920	3.94	A
	16 + 16 + 42	74	1.84	1.84	4.82		8.50	3.3 ~ 10.5	2150	620 ~ 2950	3.95	A
	16 + 16 + 50	82	1.66	1.66	5.18		8.50	3.2 ~ 10.6	2020	600 ~ 2800	4.21	A
	16 + 16 + 60	92	1.48	1.48	5.54		8.50	3.2 ~ 10.6	2020	600 ~ 2800	4.21	A
	16 + 20 + 20	56	2.42	3.04	3.04		8.50	3.3 ~ 10.4	2220	630 ~ 2930	3.83	A
	16 + 20 + 25	61	2.23	2.79	3.48		8.50	3.3 ~ 10.4	2220	630 ~ 2930	3.83	A
	16 + 20 + 35	71	1.92	2.39	4.19		8.50	3.3 ~ 10.4	2150	620 ~ 2860	3.95	A
	16 + 20 + 42	78	1.74	2.18	4.58		8.50	3.3 ~ 10.5	2150	620 ~ 2900	3.95	A
	16 + 20 + 50	86	1.58	1.98	4.94		8.50	3.2 ~ 10.6	2010	600 ~ 2790	4.23	A
	16 + 20 + 60	96	1.42	1.77	5.31		8.50	3.2 ~ 10.6	2010	600 ~ 2790	4.23	A
	16 + 25 + 25	66	2.06	3.22	3.22		8.50	3.3 ~ 10.4	2220	630 ~ 2930	3.83	A
	16 + 25 + 35	76	1.79	2.80	3.91		8.50	3.3 ~ 10.4	2150	620 ~ 2860	3.95	A
	16 + 25 + 42	83	1.64	2.56	4.30		8.50	3.3 ~ 10.5	2150	620 ~ 2900	3.95	A
	16 + 25 + 50	91	1.49	2.34	4.67		8.50	3.2 ~ 10.6	2010	600 ~ 2790	4.23	A
	16 + 25 + 60	101	1.35	2.10	5.05		8.50	3.2 ~ 10.6	2010	600 ~ 2790	4.23	A
	16 + 35 + 35	86	1.58	3.46	3.46		8.50	3.3 ~ 10.5	2130	640 ~ 2880	3.99	A
	16 + 35 + 42	93	1.46	3.20	3.84		8.50	3.3 ~ 10.5	2120	640 ~ 2870	4.01	A
	16 + 35 + 50	101	1.34	2.95	4.21		8.50	3.2 ~ 10.6	1990	600 ~ 2770	4.27	A
	16 + 35 + 60	111	1.23	2.68	4.59		8.50	3.2 ~ 10.6	1990	600 ~ 2770	4.27	A
	16 + 42 + 42	100	1.36	3.57	3.57		8.50	3.3 ~ 10.5	2110	640 ~ 2860	4.03	A
	16 + 42 + 50	108	1.25	3.31	3.94		8.50	3.2 ~ 10.6	1980	600 ~ 2760	4.29	A
	20 + 20 + 20	60	2.83	2.83	2.83		8.49	3.3 ~ 10.4	2170	630 ~ 2920	3.91	A
	20 + 20 + 25	65	2.62	2.62	3.26		8.50	3.3 ~ 10.4	2170	630 ~ 2920	3.92	A
	20 + 20 + 35	75	2.27	2.27	3.96		8.50	3.3 ~ 10.4	2150	620 ~ 2850	3.95	A
	20 + 20 + 42	82	2.07	2.07	4.36		8.50	3.3 ~ 10.5	2140	620 ~ 2890	3.97	A
	20 + 20 + 50	90	1.89	1.89	4.72		8.50	3.2 ~ 10.6	2000	600 ~ 2780	4.25	A
	20 + 20 + 60	100	1.70	1.70	5.10		8.50	3.2 ~ 10.6	2000	600 ~ 2780	4.25	A
	20 + 25 + 25	70	2.42	3.04	3.04		8.50	3.3 ~ 10.4	2170	630 ~ 2920	3.92	A
	20 + 25 + 35	80	2.12	2.66	3.72		8.50	3.3 ~ 10.4	2150	620 ~ 2850	3.95	A
	20 + 25 + 42	87	1.95	2.44	4.11		8.50	3.3 ~ 10.5	2140	620 ~ 2890	3.97	A
	20 + 25 + 50	95	1.79	2.24	4.47		8.50	3.2 ~ 10.6	2000	600 ~ 2780	4.25	A
	20 + 25 + 60	105	1.62	2.02	4.86		8.50	3.2 ~ 10.6	2000	600 ~ 2780	4.25	A
20 + 35 + 35	90	1.88	3.31	3.31		8.50	3.3 ~ 10.5	2120	640 ~ 2870	4.01	A	
20 + 35 + 42	97	1.75	3.07	3.68		8.50	3.3 ~ 10.5	2110	640 ~ 2860	4.03	A	
20 + 35 + 50	105	1.62	2.83	4.05		8.50	3.2 ~ 10.6	1980	600 ~ 2760	4.29	A	
20 + 42 + 42	104	1.64	3.43	3.43		8.50	3.3 ~ 10.5	2100	630 ~ 2860	4.05	A	
20 + 42 + 50	112	1.52	3.19	3.79		8.50	3.2 ~ 10.6	1970	620 ~ 2750	4.31	A	
25 + 25 + 25	75	2.83	2.83	2.83		8.49	3.3 ~ 10.4	2170	630 ~ 2920	3.91	A	
25 + 25 + 35	85	2.50	2.50	3.50		8.50	3.3 ~ 10.4	2150	620 ~ 2850	3.95	A	
25 + 25 + 42	92	2.31	2.31	3.88		8.50	3.3 ~ 10.5	2140	620 ~ 2890	3.97	A	
25 + 25 + 50	100	2.13	2.13	4.24		8.50	3.2 ~ 10.6	2000	600 ~ 2780	4.25	A	
25 + 25 + 60	110	1.93	1.93	4.64		8.50	3.2 ~ 10.6	2000	600 ~ 2780	4.25	A	
25 + 35 + 35	95	2.24	3.13	3.13		8.50	3.3 ~ 10.5	2120	640 ~ 2870	4.01	A	
25 + 35 + 42	102	2.08	2.92	3.50		8.50	3.3 ~ 10.5	2110	640 ~ 2860	4.03	A	
25 + 35 + 50	110	1.93	2.70	3.87		8.50	3.2 ~ 10.6	1980	600 ~ 2760	4.29	A	
25 + 42 + 42	109	1.94	3.28	3.28		8.50	3.3 ~ 10.5	2100	630 ~ 2860	4.05	A	
35 + 35 + 35	105	2.83	2.83	2.83		8.49	3.3 ~ 10.5	2060	630 ~ 2850	4.12	A	
35 + 35 + 42	112	2.66	2.66	3.18		8.50	3.3 ~ 10.5	2050	630 ~ 2800	4.15	A	

	Indoor unit capacity Heating	Annual Energy Consumption (kWh)	Current 230V (A)	ERP			Moisture Removal Volume l/h	
				Pdesign (kW)	SEER			Annual Consumption (kWh)
					WW	CLASS		
3 Room	16 + 16 + 16	980	8.9	5.20	4.20	A+	1733	
	16 + 16 + 20	1095	9.9	5.20	4.20	A+	1733	
	16 + 16 + 25	1115	10.1	5.20	4.20	A+	1733	
	16 + 16 + 35	1080	9.8	5.20	4.20	A+	1733	
	16 + 16 + 42	1075	9.7	5.20	4.20	A+	1733	
	16 + 16 + 50	1010	9.1	5.20	4.20	A+	1733	
	16 + 16 + 60	1010	9.1	5.20	4.20	A+	1733	
	16 + 20 + 20	1110	10.0	5.20	4.20	A+	1733	
	16 + 20 + 25	1110	10.0	5.20	4.20	A+	1733	
	16 + 20 + 35	1075	9.7	5.20	4.20	A+	1733	
	16 + 20 + 42	1075	9.7	5.20	4.20	A+	1733	
	16 + 20 + 50	1005	9.1	5.20	4.20	A+	1733	
	16 + 20 + 60	1005	9.1	5.20	4.20	A+	1733	
	16 + 25 + 25	1110	10.0	5.20	4.20	A+	1733	
	16 + 25 + 35	1075	9.7	5.20	4.20	A+	1733	
	16 + 25 + 42	1075	9.7	5.20	4.20	A+	1733	
	16 + 25 + 50	1005	9.1	5.20	4.20	A+	1733	
	16 + 25 + 60	1005	9.1	5.20	4.20	A+	1733	
	16 + 35 + 35	1065	9.6	5.20	4.20	A+	1733	
	16 + 35 + 42	1060	9.6	5.20	4.20	A+	1733	
	16 + 35 + 50	995	9.0	5.20	4.20	A+	1733	
	16 + 35 + 60	995	9.0	5.20	4.20	A+	1733	
	16 + 42 + 42	1055	9.5	5.20	4.20	A+	1733	
	16 + 42 + 50	990	9.0	5.20	4.20	A+	1733	
	20 + 20 + 20	1085	9.8	5.20	4.20	A+	1733	
	20 + 20 + 25	1085	9.8	5.20	4.20	A+	1733	
	20 + 20 + 35	1075	9.7	5.20	4.20	A+	1733	
	20 + 20 + 42	1070	9.7	5.20	4.20	A+	1733	
	20 + 20 + 50	1000	9.0	5.20	4.20	A+	1733	
	20 + 20 + 60	1000	9.0	5.20	4.20	A+	1733	
	20 + 25 + 25	1085	9.8	5.20	4.20	A+	1733	
	20 + 25 + 35	1075	9.7	5.20	4.20	A+	1733	
	20 + 25 + 42	1070	9.7	5.20	4.20	A+	1733	
	20 + 25 + 50	1000	9.0	5.20	4.20	A+	1733	
	20 + 25 + 60	1000	9.0	5.20	4.20	A+	1733	
	20 + 35 + 35	1060	9.6	5.20	4.20	A+	1733	
	20 + 35 + 42	1055	9.5	5.20	4.20	A+	1733	
	20 + 35 + 50	990	9.0	5.20	4.20	A+	1733	
	20 + 42 + 42	1050	9.5	5.20	4.20	A+	1733	
	20 + 42 + 50	985	8.9	5.20	4.20	A+	1733	
25 + 25 + 25	1085	9.8	5.20	4.20	A+	1733		
25 + 25 + 35	1075	9.7	5.20	4.20	A+	1733		
25 + 25 + 42	1070	9.7	5.20	4.20	A+	1733		
25 + 25 + 50	1000	9.0	5.20	4.20	A+	1733		
25 + 25 + 60	1000	9.0	5.20	4.20	A+	1733		
25 + 35 + 35	1060	9.6	5.20	4.20	A+	1733		
25 + 35 + 42	1055	9.5	5.20	4.20	A+	1733		
25 + 35 + 50	990	9.0	5.20	4.20	A+	1733		
25 + 42 + 42	1050	9.5	5.20	4.20	A+	1733		
35 + 35 + 35	1030	9.3	5.20	4.20	A+	1733		
35 + 35 + 42	1025	9.3	5.20	4.20	A+	1733		

- Indoor Unit : Combination of all wall mount series (CS-MZ / Z / XZ / MTZ / TZ / TE)
- Outdoor Unit : CU-3Z68TBE

	Indoor unit capacity Cooling	Total	Cooling Capacity (kW)					Input Power (W)		EER		
			Room A	Room B			Total	min ~ max	Rating	min ~ max	WW	CLASS
1 Room	16	16	1.60				1.60	1.3 ~ 2.3	420	250 ~ 660	3.81	A
	20	20	2.00				2.00	1.8 ~ 2.9	520	340 ~ 830	3.85	A
	25	25	2.50				2.50	1.8 ~ 2.9	650	340 ~ 830	3.85	A
	35	35	3.50				3.50	1.8 ~ 3.8	960	340 ~ 1380	3.65	A
	42	42	4.20				4.20	1.8 ~ 4.3	1390	340 ~ 2010	3.02	B
	50	50	5.00				5.00	1.9 ~ 5.7	1570	340 ~ 2150	3.18	B
	60	60	6.00				6.00	1.9 ~ 6.2	2050	340 ~ 2350	2.93	C
2 Room	16 + 16	32	1.60	1.60			3.20	1.9 ~ 6.4	600	270 ~ 2160	5.33	A
	16 + 20	36	1.60	2.00			3.60	1.9 ~ 6.4	730	270 ~ 2120	4.93	A
	16 + 25	41	1.60	2.50			4.10	1.9 ~ 6.4	870	270 ~ 2120	4.71	A
	16 + 35	51	1.60	3.50			5.10	1.9 ~ 6.9	1290	270 ~ 2520	3.95	A
	16 + 42	58	1.60	4.20			5.80	1.9 ~ 6.9	1650	270 ~ 2480	3.52	A
	16 + 50	66	1.60	5.00			6.60	2.0 ~ 7.5	1860	280 ~ 2560	3.55	A
	16 + 60	76	1.43	5.37			6.80	2.0 ~ 7.5	1990	280 ~ 2560	3.42	A
	20 + 20	40	2.00	2.00			4.00	1.9 ~ 6.4	840	270 ~ 2080	4.76	A
	20 + 25	45	2.00	2.50			4.50	1.9 ~ 6.4	1020	270 ~ 2080	4.41	A
	20 + 35	55	2.00	3.50			5.50	1.9 ~ 6.9	1470	270 ~ 2480	3.74	A
	20 + 42	62	2.00	4.20			6.20	1.9 ~ 6.9	1890	270 ~ 2440	3.28	A
	20 + 50	70	1.94	4.86			6.80	2.0 ~ 7.5	1990	280 ~ 2520	3.42	A
	20 + 60	80	1.70	5.10			6.80	2.0 ~ 7.5	1990	280 ~ 2520	3.42	A
	25 + 25	50	2.50	2.50			5.00	1.9 ~ 6.8	1250	270 ~ 2470	4.00	A
	25 + 35	60	2.50	3.50			6.00	1.9 ~ 6.9	1770	270 ~ 2480	3.39	A
	25 + 42	67	2.50	4.20			6.70	1.9 ~ 6.9	2320	270 ~ 2440	2.89	C
	25 + 50	75	2.27	4.53			6.80	1.9 ~ 7.5	1990	260 ~ 2520	3.42	A
	25 + 60	85	2.00	4.80			6.80	1.9 ~ 7.5	1990	260 ~ 2520	3.42	A
	35 + 35	70	3.40	3.40			6.80	1.9 ~ 7.0	2330	270 ~ 2440	2.92	C
	35 + 42	77	3.09	3.71			6.80	1.9 ~ 7.1	2280	270 ~ 2540	2.98	C
35 + 50	85	2.80	4.00			6.80	2.0 ~ 7.6	1910	280 ~ 2520	3.56	A	
35 + 60	95	2.51	4.29			6.80	2.0 ~ 7.6	1910	280 ~ 2520	3.56	A	
42 + 42	84	3.40	3.40			6.80	1.9 ~ 7.1	2290	260 ~ 2490	2.97	C	
42 + 50	92	3.10	3.70			6.80	2.0 ~ 7.6	1910	280 ~ 2480	3.56	A	
42 + 60	102	2.80	4.00			6.80	2.0 ~ 7.6	1910	280 ~ 2480	3.56	A	
50 + 50	100	3.40	3.40			6.80	2.1 ~ 8.1	1700	320 ~ 2540	4.00	A	
50 + 60	110	3.09	3.71			6.80	2.1 ~ 8.1	1700	320 ~ 2540	4.00	A	

	Indoor unit capacity Cooling	Annual Energy Consumption (kWh)	Current 230V (A)	ERP				Moisture Removal Volume l/h
				Pdesign (kW)	SEER		Annual Consumption (kWh)	
					WW	CLASS		
1 Room	16	210	2.1	-	-	-	-	1.0
	20	260	2.6	-	-	-	-	1.3
	25	325	3.2	-	-	-	-	1.5
	35	480	4.6	-	-	-	-	2.0
	42	695	6.5	-	-	-	-	2.4
	50	785	7.3	-	-	-	-	2.7
	60	1025	9.3	-	-	-	-	3.3
2 Room	16 + 16	300	3.0	3.20	6.10	A++	184	1.0 + 1.0
	16 + 20	365	3.5	3.60	6.10	A++	207	1.0 + 1.3
	16 + 25	435	4.1	4.10	6.10	A++	235	1.0 + 1.5
	16 + 35	645	5.9	5.10	6.10	A++	293	1.0 + 2.0
	16 + 42	825	7.5	5.80	6.10	A++	333	1.0 + 2.4
	16 + 50	930	8.4	6.60	6.50	A++	355	1.0 + 2.7
	16 + 60	995	9.0	6.80	6.50	A++	366	0.9 + 2.9
	20 + 20	420	4.0	4.00	6.10	A++	230	1.3 + 1.3
	20 + 25	510	4.8	4.50	6.10	A++	258	1.3 + 1.5
	20 + 35	735	6.7	5.50	6.10	A++	316	1.3 + 2.0
	20 + 42	945	8.5	6.20	6.10	A++	356	1.3 + 2.4
	20 + 50	995	9.0	6.80	6.50	A++	366	1.3 + 2.6
	20 + 60	995	9.0	6.80	6.50	A++	366	1.1 + 2.8
	25 + 25	625	5.7	5.00	6.10	A++	287	1.5 + 1.5
	25 + 35	885	8.0	6.00	6.10	A++	344	1.5 + 2.0
	25 + 42	1160	10.5	6.70	6.10	A++	384	1.5 + 2.4
	25 + 50	995	9.0	6.80	6.50	A++	366	1.5 + 2.5
	25 + 60	995	9.0	6.80	6.50	A++	366	1.3 + 2.6
	35 + 35	1165	10.5	6.80	6.10	A++	390	1.9 + 1.9
	35 + 42	1140	10.3	6.80	6.10	A++	390	1.7 + 2.2
	35 + 50	955	8.6	6.80	6.50	A++	366	1.6 + 2.3
35 + 60	955	8.6	6.80	6.50	A++	366	1.5 + 2.4	
42 + 42	1145	10.4	6.80	6.10	A++	390	1.9 + 1.9	
42 + 50	955	8.6	6.80	6.50	A++	366	1.7 + 2.2	
42 + 60	955	8.6	6.80	6.50	A++	366	1.6 + 2.3	
50 + 50	850	7.8	6.80	6.50	A++	366	1.9 + 1.9	
50 + 60	850	7.8	6.80	6.50	A++	366	1.7 + 2.2	

Indoor unit capacity Cooling	Total	Cooling Capacity (kW)					Input Power (W)		EER		
		Room A	Room B			Total	min ~ max	Rating	min ~ max	WW	CLASS
16 + 16 + 16	48	1.60	1.60	1.60		4.80	1.9 ~ 8.0	1050	270 ~ 2560	4.57	A
16 + 16 + 20	52	1.60	1.60	2.00		5.20	1.9 ~ 8.0	1190	270 ~ 2520	4.37	A
16 + 16 + 25	57	1.60	1.60	2.50		5.70	1.9 ~ 8.0	1420	270 ~ 2520	4.01	A
16 + 16 + 35	67	1.60	1.60	3.50		6.70	1.9 ~ 8.0	1880	270 ~ 2430	3.56	A
16 + 16 + 42	74	1.47	1.47	3.86		6.80	1.9 ~ 8.1	1920	270 ~ 2520	3.54	A
16 + 16 + 50	82	1.33	1.33	4.14		6.80	2.0 ~ 8.5	1790	320 ~ 2480	3.80	A
16 + 16 + 60	92	1.18	1.18	4.44		6.80	2.0 ~ 8.5	1790	320 ~ 2480	3.80	A
16 + 20 + 20	56	1.60	2.00	2.00		5.60	1.9 ~ 8.0	1340	270 ~ 2520	4.18	A
16 + 20 + 25	61	1.60	2.00	2.50		6.10	1.9 ~ 8.0	1580	270 ~ 2520	3.86	A
16 + 20 + 35	71	1.53	1.92	3.35		6.80	1.9 ~ 8.0	1920	270 ~ 2430	3.54	A
16 + 20 + 42	78	1.39	1.74	3.67		6.80	1.9 ~ 8.1	1920	270 ~ 2480	3.54	A
16 + 20 + 50	86	1.27	1.58	3.95		6.80	2.0 ~ 8.5	1740	320 ~ 2480	3.91	A
16 + 20 + 60	96	1.13	1.42	4.25		6.80	2.0 ~ 8.5	1740	320 ~ 2480	3.91	A
16 + 25 + 25	66	1.60	2.50	2.50		6.60	1.9 ~ 8.0	1830	270 ~ 2520	3.61	A
16 + 25 + 35	76	1.43	2.24	3.13		6.80	1.9 ~ 8.0	1920	270 ~ 2430	3.54	A
16 + 25 + 42	83	1.31	2.05	3.44		6.80	1.9 ~ 8.1	1920	270 ~ 2480	3.54	A
16 + 25 + 50	91	1.19	1.87	3.74		6.80	2.0 ~ 8.5	1740	320 ~ 2480	3.91	A
16 + 25 + 60	101	1.08	1.68	4.04		6.80	2.0 ~ 8.5	1740	320 ~ 2480	3.91	A
16 + 35 + 35	86	1.26	2.77	2.77		6.80	1.9 ~ 8.1	1880	290 ~ 2430	3.62	A
16 + 35 + 42	93	1.17	2.56	3.07		6.80	1.9 ~ 8.2	1880	290 ~ 2480	3.62	A
16 + 35 + 50	101	1.07	2.36	3.37		6.80	2.0 ~ 8.5	1740	340 ~ 2440	3.91	A
16 + 35 + 60	111	0.98	2.14	3.68		6.80	2.0 ~ 8.5	1740	340 ~ 2440	3.91	A
16 + 42 + 42	100	1.08	2.86	2.86		6.80	1.9 ~ 8.2	1880	290 ~ 2480	3.62	A
16 + 42 + 50	108	1.01	2.64	3.15		6.80	2.0 ~ 8.5	1740	340 ~ 2390	3.91	A
20 + 20 + 20	60	2.00	2.00	2.00		6.00	1.9 ~ 8.0	1540	270 ~ 2470	3.90	A
20 + 20 + 25	65	2.00	2.00	2.50		6.50	1.9 ~ 8.0	1790	270 ~ 2470	3.63	A
20 + 20 + 35	75	1.81	1.81	3.18		6.80	1.9 ~ 8.0	1920	270 ~ 2380	3.54	A
20 + 20 + 42	82	1.66	1.66	3.48		6.80	1.9 ~ 8.1	1880	290 ~ 2480	3.62	A
20 + 20 + 50	90	1.51	1.51	3.78		6.80	2.0 ~ 8.5	1740	340 ~ 2440	3.91	A
20 + 20 + 60	100	1.36	1.36	4.08		6.80	2.0 ~ 8.5	1740	340 ~ 2440	3.91	A
20 + 25 + 25	70	1.94	2.43	2.43		6.80	1.9 ~ 8.0	1920	270 ~ 2470	3.54	A
20 + 25 + 35	80	1.69	2.13	2.98		6.80	1.9 ~ 8.0	1920	270 ~ 2380	3.54	A
20 + 25 + 42	87	1.56	1.95	3.29		6.80	1.9 ~ 8.1	1880	290 ~ 2480	3.62	A
20 + 25 + 50	95	1.43	1.79	3.58		6.80	2.0 ~ 8.5	1740	340 ~ 2440	3.91	A
20 + 25 + 60	105	1.29	1.62	3.89		6.80	2.0 ~ 8.5	1740	340 ~ 2440	3.91	A
20 + 35 + 35	90	1.52	2.64	2.64		6.80	1.9 ~ 8.1	1880	290 ~ 2390	3.62	A
20 + 35 + 42	97	1.40	2.45	2.95		6.80	1.9 ~ 8.2	1880	290 ~ 2480	3.62	A
20 + 35 + 50	105	1.29	2.27	3.24		6.80	2.0 ~ 8.5	1740	340 ~ 2390	3.91	A
20 + 42 + 42	104	1.30	2.75	2.75		6.80	1.9 ~ 8.2	1830	290 ~ 2430	3.72	A
20 + 42 + 50	112	1.21	2.55	3.04		6.80	2.0 ~ 8.5	1740	340 ~ 2390	3.91	A
25 + 25 + 25	75	2.26	2.26	2.26		6.78	1.9 ~ 8.0	1920	270 ~ 2470	3.53	A
25 + 25 + 35	85	2.00	2.00	2.80		6.80	1.9 ~ 8.0	1920	270 ~ 2380	3.54	A
25 + 25 + 42	92	1.85	1.85	3.10		6.80	1.9 ~ 8.1	1880	290 ~ 2480	3.62	A
25 + 25 + 50	100	1.70	1.70	3.40		6.80	2.0 ~ 8.5	1740	340 ~ 2440	3.91	A
25 + 25 + 60	110	1.55	1.55	3.70		6.80	2.0 ~ 8.5	1740	340 ~ 2440	3.91	A
25 + 35 + 35	95	1.78	2.51	2.51		6.80	1.9 ~ 8.1	1880	290 ~ 2390	3.62	A
25 + 35 + 42	102	1.67	2.33	2.80		6.80	1.9 ~ 8.2	1880	290 ~ 2480	3.62	A
25 + 35 + 50	110	1.55	2.16	3.09		6.80	2.0 ~ 8.5	1740	340 ~ 2390	3.91	A
25 + 42 + 42	109	1.56	2.62	2.62		6.80	1.9 ~ 8.2	1830	290 ~ 2430	3.72	A
35 + 35 + 35	105	2.26	2.26	2.26		6.78	1.9 ~ 8.2	1830	290 ~ 2390	3.70	A
35 + 35 + 42	112	2.13	2.13	2.54		6.80	1.9 ~ 8.2	1830	290 ~ 2390	3.72	A

	Indoor unit capacity Cooling	Annual Energy Consumption (kWh)	Current 230V (A)	ERP			Moisture Removal Volume l/h	
				Pdesign (kW)	SEER			Annual Consumption (kWh)
					W/W	CLASS		
3 Room	16 + 16 + 16	525	4.8	4.80	8.00	A++	210	1.0 + 1.0 + 1.0
	16 + 16 + 20	595	5.5	5.20	8.00	A++	228	1.0 + 1.0 + 1.3
	16 + 16 + 25	710	6.5	5.70	8.00	A++	249	1.0 + 1.0 + 1.5
	16 + 16 + 35	940	8.5	6.70	8.00	A++	293	1.0 + 1.0 + 2.0
	16 + 16 + 42	960	8.7	6.80	8.00	A++	298	0.9 + 0.9 + 2.3
	16 + 16 + 50	895	8.1	6.80	8.00	A++	298	0.8 + 0.8 + 2.4
	16 + 16 + 60	895	8.1	6.80	8.00	A++	298	0.7 + 0.7 + 2.5
	16 + 20 + 20	670	6.1	5.60	8.00	A++	245	1.0 + 1.3 + 1.3
	16 + 20 + 25	790	7.2	6.10	8.00	A++	267	1.0 + 1.3 + 1.5
	16 + 20 + 35	960	8.7	6.80	8.00	A++	298	1.0 + 1.2 + 1.9
	16 + 20 + 42	960	8.7	6.80	8.00	A++	298	0.9 + 1.1 + 2.1
	16 + 20 + 50	870	8.0	6.80	8.00	A++	298	0.8 + 1.3 + 2.3
	16 + 20 + 60	870	8.0	6.80	8.00	A++	298	0.7 + 0.9 + 2.4
	16 + 25 + 25	915	8.3	6.60	8.00	A++	289	1.0 + 1.5 + 1.5
	16 + 25 + 35	960	8.7	6.80	8.00	A++	298	0.9 + 1.5 + 1.8
	16 + 25 + 42	960	8.7	6.80	8.00	A++	298	0.8 + 1.3 + 2.0
	16 + 25 + 50	870	8.0	6.80	8.00	A++	298	0.7 + 1.2 + 2.2
	16 + 25 + 60	870	8.0	6.80	8.00	A++	298	0.7 + 1.1 + 2.3
	16 + 35 + 35	940	8.5	6.80	8.00	A++	298	0.8 + 1.6 + 1.6
	16 + 35 + 42	940	8.5	6.80	8.00	A++	298	0.7 + 1.6 + 1.7
	16 + 35 + 50	870	8.0	6.80	8.00	A++	298	0.7 + 1.5 + 1.9
	16 + 35 + 60	870	8.0	6.80	8.00	A++	298	0.7 + 1.4 + 2.1
	16 + 42 + 42	940	8.5	6.80	8.00	A++	298	0.7 + 1.7 + 1.7
	16 + 42 + 50	870	8.0	6.80	8.00	A++	298	0.7 + 1.6 + 1.8
	20 + 20 + 20	770	7.0	6.00	8.00	A++	263	1.3 + 1.3 + 1.3
	20 + 20 + 25	895	8.1	6.50	8.00	A++	284	1.3 + 1.3 + 1.5
	20 + 20 + 35	960	8.7	6.80	8.00	A++	298	1.2 + 1.2 + 1.8
	20 + 20 + 42	940	8.5	6.80	8.00	A++	298	1.1 + 1.1 + 2.0
	20 + 20 + 50	870	8.0	6.80	8.00	A++	298	1.0 + 1.0 + 2.2
	20 + 20 + 60	870	8.0	6.80	8.00	A++	298	0.9 + 0.9 + 2.3
	20 + 25 + 25	960	8.7	6.80	8.00	A++	298	1.3 + 1.5 + 1.5
	20 + 25 + 35	960	8.7	6.80	8.00	A++	298	1.1 + 1.4 + 1.7
	20 + 25 + 42	940	8.5	6.80	8.00	A++	298	1.0 + 1.3 + 1.9
	20 + 25 + 50	870	8.0	6.80	8.00	A++	298	0.9 + 1.2 + 2.1
	20 + 25 + 60	870	8.0	6.80	8.00	A++	298	0.8 + 1.0 + 2.3
	20 + 35 + 35	940	8.5	6.80	8.00	A++	298	1.0 + 1.6 + 1.6
	20 + 35 + 42	940	8.5	6.80	8.00	A++	298	0.9 + 1.5 + 1.7
	20 + 35 + 50	870	8.0	6.80	8.00	A++	298	0.8 + 1.5 + 1.8
	20 + 42 + 42	915	8.3	6.80	8.00	A++	298	0.8 + 1.6 + 1.6
	20 + 42 + 50	870	8.0	6.80	8.00	A++	298	0.8 + 1.6 + 1.7
	25 + 25 + 25	960	8.7	6.78	8.00	A++	297	1.5 + 1.5 + 1.5
	25 + 25 + 35	960	8.7	6.80	8.00	A++	298	1.3 + 1.3 + 1.6
25 + 25 + 42	940	8.5	6.80	8.00	A++	298	1.2 + 1.2 + 1.7	
25 + 25 + 50	870	8.0	6.80	8.00	A++	298	1.1 + 1.1 + 1.9	
25 + 25 + 60	870	8.0	6.80	8.00	A++	298	1.0 + 1.0 + 2.2	
25 + 35 + 35	940	8.5	6.80	8.00	A++	298	1.1 + 1.5 + 1.5	
25 + 35 + 42	940	8.5	6.80	8.00	A++	298	1.1 + 1.5 + 1.6	
25 + 35 + 50	870	8.0	6.80	8.00	A++	298	1.0 + 1.4 + 1.7	
25 + 42 + 42	915	8.3	6.80	8.00	A++	298	1.0 + 1.6 + 1.6	
35 + 35 + 35	915	8.3	6.78	8.00	A++	297	1.5 + 1.5 + 1.5	
35 + 35 + 42	915	8.3	6.80	8.00	A++	298	1.4 + 1.4 + 1.6	

Indoor unit capacity Heating		Total	Heating Capacity (kW)					Input Power (W)		EER		
			Room A	Room B			Total	min ~ max	Rating	min ~ max	W/W	CLASS
1 Room	16	16	2.60				2.60	1.2 ~ 3.2	640	300 ~ 1000	4.06	A
	20	20	3.20				3.20	1.2 ~ 4.1	780	300 ~ 1270	4.10	A
	25	25	3.60				3.60	1.2 ~ 4.3	980	300 ~ 1270	3.67	A
	35	35	4.50				4.50	1.2 ~ 5.8	1270	300 ~ 2140	3.54	B
	42	42	5.60				5.60	1.2 ~ 6.8	1760	300 ~ 2970	3.18	D
	50	50	6.80				6.80	1.2 ~ 6.9	2140	300 ~ 2560	3.18	D
	60	60	8.50				8.50	1.3 ~ 9.0	2440	620 ~ 2590	3.48	B
2 Room	16 + 16	32	2.60	2.60			5.20	2.7 ~ 9.8	1380	660 ~ 3090	3.77	A
	16 + 20	36	2.58	3.22			5.80	2.7 ~ 9.8	1560	650 ~ 3100	3.72	A
	16 + 25	41	2.42	3.78			6.20	2.7 ~ 9.8	1690	650 ~ 3100	3.67	A
	16 + 35	51	2.23	4.87			7.10	2.7 ~ 9.9	1980	630 ~ 3100	3.59	B
	16 + 42	58	2.26	5.94			8.20	2.7 ~ 9.9	2410	630 ~ 3100	3.40	B
	16 + 50	66	2.06	6.44			8.50	2.8 ~ 10.2	2340	560 ~ 3070	3.63	A
	16 + 60	76	1.79	6.71			8.50	2.8 ~ 10.2	2340	560 ~ 3070	3.63	A
	20 + 20	40	3.20	3.20			6.40	2.7 ~ 9.8	1750	640 ~ 3100	3.66	A
	20 + 25	45	3.02	3.78			6.80	2.7 ~ 9.8	1880	640 ~ 3100	3.62	A
	20 + 35	55	2.80	4.90			7.70	2.7 ~ 9.9	2190	630 ~ 3100	3.52	B
	20 + 42	62	2.74	5.76			8.50	2.7 ~ 9.9	2520	620 ~ 3110	3.37	C
	20 + 50	70	2.43	6.07			8.50	2.8 ~ 10.2	2340	560 ~ 3070	3.63	A
	20 + 60	80	2.12	6.38			8.50	2.8 ~ 10.2	2340	560 ~ 3070	3.63	A
	25 + 25	50	3.60	3.60			7.20	2.7 ~ 9.8	2020	640 ~ 3100	3.56	B
	25 + 35	60	3.37	4.73			8.10	2.7 ~ 9.9	2330	630 ~ 3100	3.48	B
	25 + 42	67	3.17	5.33			8.50	2.7 ~ 9.9	2520	620 ~ 3110	3.37	C
	25 + 50	75	2.83	5.67			8.50	2.8 ~ 10.2	2340	560 ~ 3070	3.63	A
	25 + 60	85	2.50	6.00			8.50	2.8 ~ 10.2	2340	560 ~ 3070	3.63	A
	35 + 35	70	4.25	4.25			8.50	2.8 ~ 10.0	2470	640 ~ 3100	3.44	B
	35 + 42	77	3.86	4.64			8.50	2.8 ~ 10.0	2470	600 ~ 3100	3.44	B
	35 + 50	85	3.50	5.00			8.50	2.8 ~ 10.3	2280	540 ~ 3050	3.73	A
35 + 60	95	3.13	5.37			8.50	2.8 ~ 10.3	2280	540 ~ 3050	3.73	A	
42 + 42	84	4.25	4.25			8.50	2.8 ~ 10.0	2460	600 ~ 3060	3.46	B	
42 + 50	92	3.88	4.62			8.50	2.8 ~ 10.3	2270	540 ~ 3040	3.74	A	
42 + 60	102	3.50	5.00			8.50	2.8 ~ 10.3	2270	540 ~ 3040	3.74	A	
50 + 50	100	4.25	4.25			8.50	2.8 ~ 10.5	2130	510 ~ 2950	3.99	A	
50 + 60	110	3.86	4.64			8.50	2.8 ~ 10.5	2130	510 ~ 2950	3.99	A	

	Indoor unit capacity Heating	Annual Energy Consumption (kWh)	Current 230V (A)	ERP			Annual Consumption (kWh)	Moisture Removal Volume l/h
				Pdesign (kW)	SEER			
					WW	CLASS		
1 Room	16	320	3.1	-	-	-	-	
	20	390	3.8	-	-	-	-	
	25	490	4.9	-	-	-	-	
	35	635	6.2	-	-	-	-	
	42	880	8.1	-	-	-	-	
	50	1070	9.9	-	-	-	-	
	60	1220	11.3	-	-	-	-	
2 Room	16 + 16	690	6.3	3.80	3.80	A	1400	
	16 + 20	780	7.1	3.80	3.80	A	1400	
	16 + 25	845	7.7	3.80	3.80	A	1400	
	16 + 35	990	9.0	4.30	3.80	A	1584	
	16 + 42	1205	10.9	4.30	3.80	A	1584	
	16 + 50	1170	10.6	4.50	3.80	A	1658	
	16 + 60	1170	10.6	4.80	3.80	A	1768	
	20 + 20	875	7.9	3.80	3.80	A	1400	
	20 + 25	940	8.5	3.80	3.80	A	1400	
	20 + 35	1095	9.9	4.30	3.80	A	1584	
	20 + 42	1260	11.4	4.30	3.80	A	1584	
	20 + 50	1170	10.6	4.50	3.80	A	1658	
	20 + 60	1170	10.6	4.80	3.80	A	1768	
	25 + 25	1010	9.1	4.00	3.80	A	1474	
	25 + 35	1165	10.5	4.30	3.80	A	1584	
	25 + 42	1260	11.4	4.30	3.80	A	1584	
	25 + 50	1170	10.6	4.50	3.80	A	1658	
	25 + 60	1170	10.6	4.80	3.80	A	1768	
	35 + 35	1235	11.2	4.80	3.80	A	1768	
	35 + 42	1235	11.2	4.80	3.80	A	1768	
	35 + 50	1140	10.3	4.80	3.80	A	1768	
	35 + 60	1140	10.3	4.80	3.80	A	1768	
	42 + 42	1230	11.1	4.80	3.80	A	1768	
42 + 50	1135	10.3	5.10	3.80	A	1879		
42 + 60	1135	10.3	5.10	3.80	A	1879		
50 + 50	1065	9.6	5.10	3.80	A	1879		
50 + 60	1065	9.6	5.10	3.80	A	1879		

Indoor unit capacity Heating	Total	Heating Capacity (kW)					Input Power (W)		EER		
		Room A	Room B			Total	min ~ max	Rating	min ~ max	W/W	CLASS
16 + 16 + 16	48	2.60	2.60	2.60		7.80	3.3 ~ 10.4	2080	640 ~ 3070	3.75	A
16 + 16 + 20	52	2.58	2.58	3.24		8.40	3.3 ~ 10.4	2310	640 ~ 3060	3.64	A
16 + 16 + 25	57	2.39	2.39	3.72		8.50	3.3 ~ 10.4	2350	640 ~ 3060	3.62	A
16 + 16 + 35	67	2.03	2.03	4.44		8.50	3.3 ~ 10.4	2280	630 ~ 3040	3.73	A
16 + 16 + 42	74	1.84	1.84	4.82		8.50	3.3 ~ 10.5	2270	620 ~ 3070	3.74	A
16 + 16 + 50	82	1.66	1.66	5.18		8.50	3.2 ~ 10.6	2140	600 ~ 2920	3.97	A
16 + 16 + 60	92	1.48	1.48	5.54		8.50	3.2 ~ 10.6	2140	600 ~ 2920	3.97	A
16 + 20 + 20	56	2.42	3.04	3.04		8.50	3.3 ~ 10.4	2340	630 ~ 3050	3.63	A
16 + 20 + 25	61	2.23	2.79	3.48		8.50	3.3 ~ 10.4	2340	630 ~ 3050	3.63	A
16 + 20 + 35	71	1.92	2.39	4.19		8.50	3.3 ~ 10.4	2270	620 ~ 2980	3.74	A
16 + 20 + 42	78	1.74	2.18	4.58		8.50	3.3 ~ 10.5	2270	620 ~ 3020	3.74	A
16 + 20 + 50	86	1.58	1.98	4.94		8.50	3.2 ~ 10.6	2130	600 ~ 2910	3.99	A
16 + 20 + 60	96	1.42	1.77	5.31		8.50	3.2 ~ 10.6	2130	600 ~ 2910	3.99	A
16 + 25 + 25	66	2.06	3.22	3.22		8.50	3.3 ~ 10.4	2340	630 ~ 3050	3.63	A
16 + 25 + 35	76	1.79	2.80	3.91		8.50	3.3 ~ 10.4	2270	620 ~ 2980	3.74	A
16 + 25 + 42	83	1.64	2.56	4.30		8.50	3.3 ~ 10.5	2270	620 ~ 3020	3.74	A
16 + 25 + 50	91	1.49	2.34	4.67		8.50	3.2 ~ 10.6	2130	600 ~ 2910	3.99	A
16 + 25 + 60	101	1.35	2.10	5.05		8.50	3.2 ~ 10.6	2130	600 ~ 2910	3.99	A
16 + 35 + 35	86	1.58	3.46	3.46		8.50	3.3 ~ 10.5	2250	640 ~ 3000	3.78	A
16 + 35 + 42	93	1.46	3.20	3.84		8.50	3.3 ~ 10.5	2240	640 ~ 2990	3.79	A
16 + 35 + 50	101	1.34	2.95	4.21		8.50	3.2 ~ 10.6	2110	600 ~ 2890	4.03	A
16 + 35 + 60	111	1.23	2.68	4.59		8.50	3.2 ~ 10.6	2110	600 ~ 2890	4.03	A
16 + 42 + 42	100	1.36	3.57	3.57		8.50	3.3 ~ 10.5	2230	640 ~ 2980	3.81	A
16 + 42 + 50	108	1.25	3.31	3.94		8.50	3.2 ~ 10.6	2100	600 ~ 2880	4.05	A
20 + 20 + 20	60	2.83	2.83	2.83		8.49	3.3 ~ 10.4	2290	630 ~ 3040	3.71	A
20 + 20 + 25	65	2.62	2.62	3.26		8.50	3.3 ~ 10.4	2290	630 ~ 3040	3.71	A
20 + 20 + 35	75	2.27	2.27	3.96		8.50	3.3 ~ 10.4	2270	620 ~ 2970	3.74	A
20 + 20 + 42	82	2.07	2.07	4.36		8.50	3.3 ~ 10.5	2260	620 ~ 3010	3.76	A
20 + 20 + 50	90	1.89	1.89	4.72		8.50	3.2 ~ 10.6	2120	600 ~ 2900	4.01	A
20 + 20 + 60	100	1.70	1.70	5.10		8.50	3.2 ~ 10.6	2120	600 ~ 2900	4.01	A
20 + 25 + 25	70	2.42	3.04	3.04		8.50	3.3 ~ 10.4	2290	630 ~ 3040	3.71	A
20 + 25 + 35	80	2.12	2.66	3.72		8.50	3.3 ~ 10.4	2270	620 ~ 2970	3.74	A
20 + 25 + 42	87	1.95	2.44	4.11		8.50	3.3 ~ 10.5	2260	620 ~ 3010	3.76	A
20 + 25 + 50	95	1.79	2.24	4.47		8.50	3.2 ~ 10.6	2120	600 ~ 2900	4.01	A
20 + 25 + 60	105	1.62	2.02	4.86		8.50	3.2 ~ 10.6	2120	600 ~ 2900	4.01	A
20 + 35 + 35	90	1.88	3.31	3.31		8.50	3.3 ~ 10.5	2240	640 ~ 2990	3.79	A
20 + 35 + 42	97	1.75	3.07	3.68		8.50	3.3 ~ 10.5	2230	640 ~ 2980	3.81	A
20 + 35 + 50	105	1.62	2.83	4.05		8.50	3.2 ~ 10.6	2100	600 ~ 2880	4.05	A
20 + 42 + 42	104	1.64	3.43	3.43		8.50	3.3 ~ 10.5	2220	630 ~ 2980	3.83	A
20 + 42 + 50	112	1.52	3.19	3.79		8.50	3.2 ~ 10.6	2090	620 ~ 2870	4.07	A
25 + 25 + 25	75	2.83	2.83	2.83		8.49	3.3 ~ 10.4	2290	630 ~ 3040	3.71	A
25 + 25 + 35	85	2.50	2.50	3.50		8.50	3.3 ~ 10.4	2270	620 ~ 2970	3.74	A
25 + 25 + 42	92	2.31	2.31	3.88		8.50	3.3 ~ 10.5	2260	620 ~ 3010	3.76	A
25 + 25 + 50	100	2.13	2.13	4.24		8.50	3.2 ~ 10.6	2120	600 ~ 2900	4.01	A
25 + 25 + 60	110	1.93	1.93	4.64		8.50	3.2 ~ 10.6	2120	600 ~ 2900	4.01	A
25 + 35 + 35	95	2.24	3.13	3.13		8.50	3.3 ~ 10.5	2240	640 ~ 2990	3.79	A
25 + 35 + 42	102	2.08	2.92	3.50		8.50	3.3 ~ 10.5	2230	640 ~ 2980	3.81	A
25 + 35 + 50	110	1.93	2.70	3.87		8.50	3.2 ~ 10.6	2100	600 ~ 2880	4.05	A
25 + 42 + 42	109	1.94	3.28	3.28		8.50	3.3 ~ 10.5	2220	630 ~ 2980	3.83	A
35 + 35 + 35	105	2.83	2.83	2.83		8.49	3.3 ~ 10.5	2180	630 ~ 2970	3.89	A
35 + 35 + 42	112	2.66	2.66	3.18		8.50	3.3 ~ 10.5	2170	630 ~ 2920	3.92	A

	Indoor unit capacity Heating	Annual Energy Consumption (kWh)	Current 230V (A)	ERP			Moisture Removal Volume l/h	
				Pdesign (kW)	SEER			Annual Consumption (kWh)
					WW	CLASS		
3 Room	16 + 16 + 16	1040	9.4	5.20	4.20	A+	1733	
	16 + 16 + 20	1155	10.4	5.20	4.20	A+	1733	
	16 + 16 + 25	1175	10.6	5.20	4.20	A+	1733	
	16 + 16 + 35	1140	10.3	5.20	4.20	A+	1733	
	16 + 16 + 42	1135	10.3	5.20	4.20	A+	1733	
	16 + 16 + 50	1070	9.7	5.20	4.20	A+	1733	
	16 + 16 + 60	1070	9.7	5.20	4.20	A+	1733	
	16 + 20 + 20	1170	10.6	5.20	4.20	A+	1733	
	16 + 20 + 25	1170	10.6	5.20	4.20	A+	1733	
	16 + 20 + 35	1135	10.3	5.20	4.20	A+	1733	
	16 + 20 + 42	1135	10.3	5.20	4.20	A+	1733	
	16 + 20 + 50	1065	9.6	5.20	4.20	A+	1733	
	16 + 20 + 60	1065	9.6	5.20	4.20	A+	1733	
	16 + 25 + 25	1170	10.6	5.20	4.20	A+	1733	
	16 + 25 + 35	1135	10.3	5.20	4.20	A+	1733	
	16 + 25 + 42	1135	10.3	5.20	4.20	A+	1733	
	16 + 25 + 50	1065	9.6	5.20	4.20	A+	1733	
	16 + 25 + 60	1065	9.6	5.20	4.20	A+	1733	
	16 + 35 + 35	1125	10.2	5.20	4.20	A+	1733	
	16 + 35 + 42	1120	10.1	5.20	4.20	A+	1733	
	16 + 35 + 50	1055	9.5	5.20	4.20	A+	1733	
	16 + 35 + 60	1055	9.5	5.20	4.20	A+	1733	
	16 + 42 + 42	1115	10.1	5.20	4.20	A+	1733	
	16 + 42 + 50	1050	9.5	5.20	4.20	A+	1733	
	20 + 20 + 20	1145	10.4	5.20	4.20	A+	1733	
	20 + 20 + 25	1145	10.4	5.20	4.20	A+	1733	
	20 + 20 + 35	1135	10.3	5.20	4.20	A+	1733	
	20 + 20 + 42	1130	10.2	5.20	4.20	A+	1733	
	20 + 20 + 50	1060	9.6	5.20	4.20	A+	1733	
	20 + 20 + 60	1060	9.6	5.20	4.20	A+	1733	
	20 + 25 + 25	1145	10.4	5.20	4.20	A+	1733	
	20 + 25 + 35	1135	10.3	5.20	4.20	A+	1733	
	20 + 25 + 42	1130	10.2	5.20	4.20	A+	1733	
	20 + 25 + 50	1060	9.6	5.20	4.20	A+	1733	
	20 + 25 + 60	1060	9.6	5.20	4.20	A+	1733	
	20 + 35 + 35	1120	10.1	5.20	4.20	A+	1733	
	20 + 35 + 42	1115	10.1	5.20	4.20	A+	1733	
	20 + 35 + 50	1050	9.5	5.20	4.20	A+	1733	
	20 + 42 + 42	1110	10.0	5.20	4.20	A+	1733	
	20 + 42 + 50	1045	9.5	5.20	4.20	A+	1733	
	25 + 25 + 25	1145	10.4	5.20	4.20	A+	1733	
	25 + 25 + 35	1135	10.3	5.20	4.20	A+	1733	
25 + 25 + 42	1130	10.2	5.20	4.20	A+	1733		
25 + 25 + 50	1060	9.6	5.20	4.20	A+	1733		
25 + 25 + 60	1060	9.6	5.20	4.20	A+	1733		
25 + 35 + 35	1120	10.1	5.20	4.20	A+	1733		
25 + 35 + 42	1115	10.1	5.20	4.20	A+	1733		
25 + 35 + 50	1050	9.5	5.20	4.20	A+	1733		
25 + 42 + 42	1110	10.0	5.20	4.20	A+	1733		
35 + 35 + 35	1090	9.9	5.20	4.20	A+	1733		
35 + 35 + 42	1085	9.8	5.20	4.20	A+	1733		

- Indoor Unit : Combination of all type of wall and non-wall series (CS-MZ / Z / XZ / MTZ / TZ / TE / E)
- Outdoor Unit : CU-3Z68TBE

Indoor unit capacity Cooling	Total	Cooling Capacity (kW)						Input Power (W)		EER		
		Room A	Room B			Total	min ~ max	Rating	min ~ max	WW	CLASS	
1 Room	16	16	1.60				1.60	1.3 ~ 2.3	450	250 ~ 690	3.56	A
	20	20	2.00				2.00	1.8 ~ 2.9	550	340 ~ 860	3.64	A
	25	25	2.50				2.50	1.8 ~ 2.9	680	340 ~ 860	3.68	A
	35	35	3.50				3.50	1.8 ~ 3.8	990	340 ~ 1410	3.54	A
	42	42	4.20				4.20	1.8 ~ 4.3	1420	340 ~ 2040	2.96	C
	50	50	5.00				5.00	1.9 ~ 5.7	1600	340 ~ 2180	3.13	B
	60	60	6.00				6.00	1.9 ~ 6.2	2080	340 ~ 2380	2.88	C
2 Room	16 + 16	32	1.60	1.60			3.20	1.9 ~ 6.4	660	270 ~ 2220	4.85	A
	16 + 20	36	1.60	2.00			3.60	1.9 ~ 6.4	790	270 ~ 2180	4.56	A
	16 + 25	41	1.60	2.50			4.10	1.9 ~ 6.4	930	270 ~ 2180	4.41	A
	16 + 35	51	1.60	3.50			5.10	1.9 ~ 6.9	1350	270 ~ 2580	3.78	A
	16 + 42	58	1.60	4.20			5.80	1.9 ~ 6.9	1710	270 ~ 2540	3.39	A
	16 + 50	66	1.60	5.00			6.60	2.0 ~ 7.5	1920	280 ~ 2620	3.44	A
	16 + 60	76	1.43	5.37			6.80	2.0 ~ 7.5	2050	280 ~ 2620	3.32	A
	20 + 20	40	2.00	2.00			4.00	1.9 ~ 6.4	900	270 ~ 2140	4.44	A
	20 + 25	45	2.00	2.50			4.50	1.9 ~ 6.4	1080	270 ~ 2140	4.17	A
	20 + 35	55	2.00	3.50			5.50	1.9 ~ 6.9	1530	270 ~ 2540	3.59	A
	20 + 42	62	2.00	4.20			6.20	1.9 ~ 6.9	1950	270 ~ 2500	3.18	B
	20 + 50	70	1.94	4.86			6.80	2.0 ~ 7.5	2050	280 ~ 2580	3.32	A
	20 + 60	80	1.70	5.10			6.80	2.0 ~ 7.5	2050	280 ~ 2580	3.32	A
	25 + 25	50	2.50	2.50			5.00	1.9 ~ 6.8	1310	270 ~ 2530	3.82	A
	25 + 35	60	2.50	3.50			6.00	1.9 ~ 6.9	1830	270 ~ 2540	3.28	A
	25 + 42	67	2.50	4.20			6.70	1.9 ~ 6.9	2380	270 ~ 2500	2.82	C
	25 + 50	75	2.27	4.53			6.80	1.9 ~ 7.5	2050	260 ~ 2580	3.32	A
	25 + 60	85	2.00	4.80			6.80	1.9 ~ 7.5	2050	260 ~ 2580	3.32	A
	35 + 35	70	3.40	3.40			6.80	1.9 ~ 7.0	2390	270 ~ 2500	2.85	C
	35 + 42	77	3.09	3.71			6.80	1.9 ~ 7.1	2340	270 ~ 2600	2.91	C
	35 + 50	85	2.80	4.00			6.80	2.0 ~ 7.6	1970	280 ~ 2580	3.45	A
35 + 60	95	2.51	4.29			6.80	2.0 ~ 7.6	1970	280 ~ 2580	3.45	A	
42 + 42	84	3.40	3.40			6.80	1.9 ~ 7.1	2350	260 ~ 2550	2.89	C	
42 + 50	92	3.10	3.70			6.80	2.0 ~ 7.6	1970	280 ~ 2540	3.45	A	
42 + 60	102	2.80	4.00			6.80	2.0 ~ 7.6	1970	280 ~ 2540	3.45	A	
50 + 50	100	3.40	3.40			6.80	2.1 ~ 8.1	1760	320 ~ 2600	3.86	A	
50 + 60	110	3.09	3.71			6.80	2.1 ~ 8.1	1760	320 ~ 2600	3.86	A	

	Indoor unit capacity Cooling	Annual Energy Consumption (kWh)	Current 230V (A)	ERP			Moisture Removal Volume l/h	
				Pdesign (kW)	SEER			Annual Consumption (kWh)
					WW	CLASS		
1 Room	16	225	2.3	-	-	-	-	1.0
	20	275	2.7	-	-	-	-	1.3
	25	340	3.4	-	-	-	-	1.5
	35	495	4.7	-	-	-	-	2.0
	42	710	6.6	-	-	-	-	2.4
	50	800	7.5	-	-	-	-	2.7
	60	1040	9.4	-	-	-	-	3.3
2 Room	16 + 16	330	3.2	3.20	5.10	A	220	1.0 + 1.0
	16 + 20	395	3.8	3.60	5.10	A	247	1.0 + 1.3
	16 + 25	465	4.3	4.10	5.10	A	281	1.0 + 1.5
	16 + 35	675	6.2	5.10	5.10	A	350	1.0 + 2.0
	16 + 42	855	7.8	5.80	5.10	A	398	1.0 + 2.4
	16 + 50	960	8.7	6.60	5.10	A	453	1.0 + 2.7
	16 + 60	1025	9.3	6.80	5.10	A	467	0.9 + 2.9
	20 + 20	450	4.2	4.00	5.10	A	275	1.3 + 1.3
	20 + 25	540	5.0	4.50	5.10	A	309	1.3 + 1.5
	20 + 35	765	7.0	5.50	5.10	A	377	1.3 + 2.0
	20 + 42	975	8.8	6.20	5.10	A	425	1.3 + 2.4
	20 + 50	1025	9.3	6.80	5.10	A	467	1.3 + 2.6
	20 + 60	1025	9.3	6.80	5.10	A	467	1.1 + 2.8
	25 + 25	655	6.0	5.00	5.10	A	343	1.5 + 1.5
	25 + 35	915	8.3	6.00	5.10	A	412	1.5 + 2.0
	25 + 42	1190	10.8	6.70	5.10	A	460	1.5 + 2.4
	25 + 50	1025	9.3	6.80	5.10	A	467	1.5 + 2.5
	25 + 60	1025	9.3	6.80	5.10	A	467	1.3 + 2.6
	35 + 35	1195	10.8	6.80	5.10	A	467	1.9 + 1.9
	35 + 42	1170	10.6	6.80	5.10	A	467	1.7 + 2.2
	35 + 50	985	8.9	6.80	5.10	A	467	1.6 + 2.3
35 + 60	985	8.9	6.80	5.10	A	467	1.5 + 2.4	
42 + 42	1175	10.6	6.80	5.10	A	467	1.9 + 1.9	
42 + 50	985	8.9	6.80	5.10	A	467	1.7 + 2.2	
42 + 60	985	8.9	6.80	5.10	A	467	1.6 + 2.3	
50 + 50	880	8.0	6.80	5.10	A	467	1.9 + 1.9	
50 + 60	880	8.0	6.80	5.10	A	467	1.7 + 2.2	

Indoor unit capacity Cooling	Total	Cooling Capacity (kW)					Input Power (W)		EER		
		Room A	Room B			Total	min ~ max	Rating	min ~ max	WW	CLASS
16 + 16 + 16	48	1.60	1.60	1.60		4.80	1.9 ~ 8.0	1140	270 ~ 2650	4.21	A
16 + 16 + 20	52	1.60	1.60	2.00		5.20	1.9 ~ 8.0	1280	270 ~ 2610	4.06	A
16 + 16 + 25	57	1.60	1.60	2.50		5.70	1.9 ~ 8.0	1510	270 ~ 2610	3.77	A
16 + 16 + 35	67	1.60	1.60	3.50		6.70	1.9 ~ 8.0	1970	270 ~ 2520	3.40	A
16 + 16 + 42	74	1.47	1.47	3.86		6.80	1.9 ~ 8.1	2010	270 ~ 2610	3.38	A
16 + 16 + 50	82	1.33	1.33	4.14		6.80	2.0 ~ 8.5	1880	320 ~ 2570	3.62	A
16 + 16 + 60	92	1.18	1.18	4.44		6.80	2.0 ~ 8.5	1880	320 ~ 2570	3.62	A
16 + 20 + 20	56	1.60	2.00	2.00		5.60	1.9 ~ 8.0	1430	270 ~ 2610	3.92	A
16 + 20 + 25	61	1.60	2.00	2.50		6.10	1.9 ~ 8.0	1670	270 ~ 2610	3.65	A
16 + 20 + 35	71	1.53	1.92	3.35		6.80	1.9 ~ 8.0	2010	270 ~ 2520	3.38	A
16 + 20 + 42	78	1.39	1.74	3.67		6.80	1.9 ~ 8.1	2010	270 ~ 2570	3.38	A
16 + 20 + 50	86	1.27	1.58	3.95		6.80	2.0 ~ 8.5	1830	320 ~ 2570	3.72	A
16 + 20 + 60	96	1.13	1.42	4.25		6.80	2.0 ~ 8.5	1830	320 ~ 2570	3.72	A
16 + 25 + 25	66	1.60	2.50	2.50		6.60	1.9 ~ 8.0	1920	270 ~ 2610	3.44	A
16 + 25 + 35	76	1.43	2.24	3.13		6.80	1.9 ~ 8.0	2010	270 ~ 2520	3.38	A
16 + 25 + 42	83	1.31	2.05	3.44		6.80	1.9 ~ 8.1	2010	270 ~ 2570	3.38	A
16 + 25 + 50	91	1.19	1.87	3.74		6.80	2.0 ~ 8.5	1830	320 ~ 2570	3.72	A
16 + 25 + 60	101	1.08	1.68	4.04		6.80	2.0 ~ 8.5	1830	320 ~ 2570	3.72	A
16 + 35 + 35	86	1.26	2.77	2.77		6.80	1.9 ~ 8.1	1970	290 ~ 2520	3.45	A
16 + 35 + 42	93	1.17	2.56	3.07		6.80	1.9 ~ 8.2	1970	290 ~ 2570	3.45	A
16 + 35 + 50	101	1.07	2.36	3.37		6.80	2.0 ~ 8.5	1830	340 ~ 2530	3.72	A
16 + 35 + 60	111	0.98	2.14	3.68		6.80	2.0 ~ 8.5	1830	340 ~ 2530	3.72	A
16 + 42 + 42	100	1.08	2.86	2.86		6.80	1.9 ~ 8.2	1970	290 ~ 2570	3.45	A
16 + 42 + 50	108	1.01	2.64	3.15		6.80	2.0 ~ 8.5	1830	340 ~ 2480	3.72	A
20 + 20 + 20	60	2.00	2.00	2.00		6.00	1.9 ~ 8.0	1630	270 ~ 2560	3.68	A
20 + 20 + 25	65	2.00	2.00	2.50		6.50	1.9 ~ 8.0	1880	270 ~ 2560	3.46	A
20 + 20 + 35	75	1.81	1.81	3.18		6.80	1.9 ~ 8.0	2010	270 ~ 2470	3.38	A
20 + 20 + 42	82	1.66	1.66	3.48		6.80	1.9 ~ 8.1	1970	290 ~ 2570	3.45	A
20 + 20 + 50	90	1.51	1.51	3.78		6.80	2.0 ~ 8.5	1830	340 ~ 2530	3.72	A
20 + 20 + 60	100	1.36	1.36	4.08		6.80	2.0 ~ 8.5	1830	340 ~ 2530	3.72	A
20 + 25 + 25	70	1.94	2.43	2.43		6.80	1.9 ~ 8.0	2010	270 ~ 2560	3.38	A
20 + 25 + 35	80	1.69	2.13	2.98		6.80	1.9 ~ 8.0	2010	270 ~ 2470	3.38	A
20 + 25 + 42	87	1.56	1.95	3.29		6.80	1.9 ~ 8.1	1970	290 ~ 2570	3.45	A
20 + 25 + 50	95	1.43	1.79	3.58		6.80	2.0 ~ 8.5	1830	340 ~ 2530	3.72	A
20 + 25 + 60	105	1.29	1.62	3.89		6.80	2.0 ~ 8.5	1830	340 ~ 2530	3.72	A
20 + 35 + 35	90	1.52	2.64	2.64		6.80	1.9 ~ 8.1	1970	290 ~ 2480	3.45	A
20 + 35 + 42	97	1.40	2.45	2.95		6.80	1.9 ~ 8.2	1970	290 ~ 2570	3.45	A
20 + 35 + 50	105	1.29	2.27	3.24		6.80	2.0 ~ 8.5	1830	340 ~ 2480	3.72	A
20 + 42 + 42	104	1.30	2.75	2.75		6.80	1.9 ~ 8.2	1920	290 ~ 2520	3.54	A
20 + 42 + 50	112	1.21	2.55	3.04		6.80	2.0 ~ 8.5	1830	340 ~ 2480	3.72	A
25 + 25 + 25	75	2.26	2.26	2.26		6.78	1.9 ~ 8.0	2010	270 ~ 2530	3.37	A
25 + 25 + 35	85	2.00	2.00	2.80		6.80	1.9 ~ 8.0	2010	270 ~ 2470	3.38	A
25 + 25 + 42	92	1.85	1.85	3.10		6.80	1.9 ~ 8.1	1970	290 ~ 2570	3.45	A
25 + 25 + 50	100	1.70	1.70	3.40		6.80	2.0 ~ 8.5	1830	340 ~ 2530	3.72	A
25 + 25 + 60	110	1.55	1.55	3.70		6.80	2.0 ~ 8.5	1830	340 ~ 2530	3.72	A
25 + 35 + 35	95	1.78	2.51	2.51		6.80	1.9 ~ 8.1	1970	290 ~ 2480	3.45	A
25 + 35 + 42	102	1.67	2.33	2.80		6.80	1.9 ~ 8.2	1970	290 ~ 2570	3.45	A
25 + 35 + 50	110	1.55	2.16	3.09		6.80	2.0 ~ 8.5	1830	340 ~ 2480	3.72	A
25 + 42 + 42	109	1.56	2.62	2.62		6.80	1.9 ~ 8.2	1920	290 ~ 2520	3.54	A
35 + 35 + 35	105	2.26	2.26	2.26		6.78	1.9 ~ 8.2	1920	290 ~ 2480	3.53	A
35 + 35 + 42	112	2.13	2.13	2.54		6.80	1.9 ~ 8.2	1920	290 ~ 2480	3.54	A

3 Room

	Indoor unit capacity Cooling	Annual Energy Consumption (kWh)	Current 230V (A)	ERP			Moisture Removal Volume l/h	
				Pdesign (kW)	SEER			Annual Consumption (kWh)
					WW	CLASS		
3 Room	16 + 16 + 16	570	5.3	4.80	6.00	A+	280	1.0 + 1.0 + 1.0
	16 + 16 + 20	640	5.8	5.20	6.00	A+	303	1.0 + 1.0 + 1.3
	16 + 16 + 25	755	6.9	5.70	6.00	A+	333	1.0 + 1.0 + 1.5
	16 + 16 + 35	985	8.9	6.70	6.00	A+	391	1.0 + 1.0 + 2.0
	16 + 16 + 42	1005	9.1	6.80	6.00	A+	397	0.9 + 0.9 + 2.3
	16 + 16 + 50	940	8.5	6.80	6.00	A+	397	0.8 + 0.8 + 2.4
	16 + 16 + 60	940	8.5	6.80	6.00	A+	397	0.7 + 0.7 + 2.5
	16 + 20 + 20	715	6.5	5.60	6.00	A+	327	1.0 + 1.3 + 1.3
	16 + 20 + 25	835	7.6	6.10	6.00	A+	356	1.0 + 1.3 + 1.5
	16 + 20 + 35	1005	9.1	6.80	6.00	A+	397	1.0 + 1.2 + 1.9
	16 + 20 + 42	1005	9.1	6.80	6.00	A+	397	0.9 + 1.1 + 2.1
	16 + 20 + 50	915	8.3	6.80	6.00	A+	397	0.8 + 1.0 + 2.3
	16 + 20 + 60	915	8.3	6.80	6.00	A+	397	0.7 + 0.9 + 2.4
	16 + 25 + 25	960	8.7	6.60	6.00	A+	385	1.0 + 1.5 + 1.5
	16 + 25 + 35	1005	9.1	6.80	6.00	A+	397	0.9 + 1.5 + 1.8
	16 + 25 + 42	1005	9.1	6.80	6.00	A+	397	0.8 + 1.3 + 2.0
	16 + 25 + 50	915	8.3	6.80	6.00	A+	397	0.7 + 1.2 + 2.2
	16 + 25 + 60	915	8.3	6.80	6.00	A+	397	0.7 + 1.1 + 2.3
	16 + 35 + 35	985	8.9	6.80	6.00	A+	397	0.8 + 1.6 + 1.6
	16 + 35 + 42	985	8.9	6.80	6.00	A+	397	0.7 + 1.6 + 1.7
	16 + 35 + 50	915	8.3	6.80	6.00	A+	397	0.7 + 1.5 + 1.9
	16 + 35 + 60	915	8.3	6.80	6.00	A+	397	0.7 + 1.4 + 2.1
	16 + 42 + 42	985	8.9	6.80	6.00	A+	397	0.7 + 1.7 + 1.7
	16 + 42 + 50	915	8.3	6.80	6.00	A+	397	0.7 + 1.6 + 1.8
	20 + 20 + 20	815	7.4	6.00	6.00	A+	350	1.3 + 1.3 + 1.3
	20 + 20 + 25	940	8.5	6.50	6.00	A+	379	1.3 + 1.3 + 1.5
	20 + 20 + 35	1005	9.1	6.80	6.00	A+	397	1.2 + 1.2 + 1.8
	20 + 20 + 42	985	8.9	6.80	6.00	A+	397	1.1 + 1.1 + 2.0
	20 + 20 + 50	915	8.3	6.80	6.00	A+	397	1.0 + 1.0 + 2.2
	20 + 20 + 60	915	8.3	6.80	6.00	A+	397	0.9 + 0.9 + 2.3
	20 + 25 + 25	1005	9.1	6.80	6.00	A+	397	1.3 + 1.5 + 1.5
	20 + 25 + 35	1005	9.1	6.80	6.00	A+	397	1.1 + 1.4 + 1.7
	20 + 25 + 42	985	8.9	6.80	6.00	A+	397	1.0 + 1.3 + 1.9
	20 + 25 + 50	915	8.3	6.80	6.00	A+	397	0.9 + 1.2 + 2.1
	20 + 25 + 60	915	8.3	6.80	6.00	A+	397	0.8 + 1.0 + 2.3
	20 + 35 + 35	985	8.9	6.80	6.00	A+	397	1.0 + 1.6 + 1.6
	20 + 35 + 42	985	8.9	6.80	6.00	A+	397	0.9 + 1.5 + 1.7
	20 + 35 + 50	915	8.3	6.80	6.00	A+	397	0.8 + 1.5 + 1.8
	20 + 42 + 42	960	8.7	6.80	6.00	A+	397	0.8 + 1.6 + 1.6
	20 + 42 + 50	915	8.3	6.80	6.00	A+	397	0.8 + 1.6 + 1.7
	25 + 25 + 25	1005	9.1	6.78	6.00	A+	396	1.5 + 1.5 + 1.5
	25 + 25 + 35	1005	9.1	6.80	6.00	A+	397	1.3 + 1.3 + 1.6
25 + 25 + 42	985	8.9	6.80	6.00	A+	397	1.2 + 1.2 + 1.7	
25 + 25 + 50	915	8.3	6.80	6.00	A+	397	1.1 + 1.1 + 1.9	
25 + 25 + 60	915	8.3	6.80	6.00	A+	397	1.0 + 1.0 + 2.2	
25 + 35 + 35	985	8.9	6.80	6.00	A+	397	1.1 + 1.5 + 1.5	
25 + 35 + 42	985	8.9	6.80	6.00	A+	397	1.1 + 1.5 + 1.6	
25 + 35 + 50	915	8.3	6.80	6.00	A+	397	1.0 + 1.4 + 1.7	
25 + 42 + 42	960	8.7	6.80	6.00	A+	397	1.0 + 1.6 + 1.6	
35 + 35 + 35	960	8.7	6.78	6.00	A+	396	1.5 + 1.5 + 1.5	
35 + 35 + 42	960	8.7	6.80	6.00	A+	397	1.4 + 1.4 + 1.6	

Indoor unit capacity Heating		Total	Heating Capacity (kW)					Input Power (W)		EER		
			Room A	Room B			Total	min ~ max	Rating	min ~ max	W/W	CLASS
1 Room	16	16	2.60				2.60	1.2 ~ 3.2	700	300 ~ 1060	3.71	A
	20	20	3.20				3.20	1.2 ~ 4.1	840	300 ~ 1330	3.81	A
	25	25	3.60				3.60	1.2 ~ 4.3	1040	300 ~ 1330	3.46	B
	35	35	4.50				4.50	1.2 ~ 5.8	1330	300 ~ 2200	3.38	C
	42	42	5.60				5.60	1.2 ~ 6.8	1820	300 ~ 3030	3.08	D
	50	50	6.80				6.80	1.2 ~ 6.9	2200	300 ~ 2620	3.09	D
	60	60	8.50				8.50	1.3 ~ 9.0	2500	620 ~ 2650	3.40	C
2 Room	16 + 16	32	2.60	2.60			5.20	2.7 ~ 9.8	1500	660 ~ 3210	3.47	B
	16 + 20	36	2.58	3.22			5.80	2.7 ~ 9.8	1680	650 ~ 3220	3.45	B
	16 + 25	41	2.42	3.78			6.20	2.7 ~ 9.8	1810	650 ~ 3220	3.43	B
	16 + 35	51	2.23	4.87			7.10	2.7 ~ 9.9	2100	630 ~ 3220	3.38	C
	16 + 42	58	2.26	5.94			8.20	2.7 ~ 9.9	2530	630 ~ 3220	3.24	C
	16 + 50	66	2.06	6.44			8.50	2.8 ~ 10.2	2460	560 ~ 3190	3.46	B
	16 + 60	76	1.79	6.71			8.50	2.8 ~ 10.2	2460	560 ~ 3190	3.46	B
	20 + 20	40	3.20	3.20			6.40	2.7 ~ 9.8	1870	640 ~ 3220	3.42	B
	20 + 25	45	3.02	3.78			6.80	2.7 ~ 9.8	2000	640 ~ 3220	3.40	C
	20 + 35	55	2.80	4.90			7.70	2.7 ~ 9.9	2310	630 ~ 3220	3.33	C
	20 + 42	62	2.74	5.76			8.50	2.7 ~ 9.9	2640	620 ~ 3230	3.22	C
	20 + 50	70	2.43	6.07			8.50	2.8 ~ 10.2	2460	560 ~ 3190	3.46	B
	20 + 60	80	2.12	6.38			8.50	2.8 ~ 10.2	2460	560 ~ 3190	3.46	B
	25 + 25	50	3.60	3.60			7.20	2.7 ~ 9.8	2140	640 ~ 3220	3.36	C
	25 + 35	60	3.37	4.73			8.10	2.7 ~ 9.9	2450	630 ~ 3220	3.31	C
	25 + 42	67	3.17	5.33			8.50	2.7 ~ 9.9	2640	620 ~ 3230	3.22	C
	25 + 50	75	2.83	5.67			8.50	2.8 ~ 10.2	2460	560 ~ 3190	3.46	B
	25 + 60	85	2.50	6.00			8.50	2.8 ~ 10.2	2460	560 ~ 3190	3.46	B
	35 + 35	70	4.25	4.25			8.50	2.8 ~ 10.0	2590	640 ~ 3220	3.28	C
	35 + 42	77	3.86	4.64			8.50	2.8 ~ 10.0	2590	600 ~ 3220	3.28	C
	35 + 50	85	3.50	5.00			8.50	2.8 ~ 10.3	2400	540 ~ 3170	3.54	B
35 + 60	95	3.13	5.37			8.50	2.8 ~ 10.3	2400	540 ~ 3170	3.54	B	
42 + 42	84	4.25	4.25			8.50	2.8 ~ 10.0	2580	600 ~ 3180	3.29	C	
42 + 50	92	3.88	4.62			8.50	2.8 ~ 10.3	2390	540 ~ 3160	3.56	B	
42 + 60	102	3.50	5.00			8.50	2.8 ~ 10.3	2390	540 ~ 3160	3.56	B	
50 + 50	100	4.25	4.25			8.50	2.8 ~ 10.5	2250	510 ~ 3070	3.78	A	
50 + 60	110	3.86	4.64			8.50	2.8 ~ 10.5	2250	510 ~ 3070	3.78	A	

	Indoor unit capacity Heating	Annual Energy Consumption (kWh)	Current 230V (A)	ERP			Annual Consumption (kWh)	Moisture Removal Volume l/h
				Pdesign (kW)	SEER			
					WW	CLASS		
1 Room	16	350	3.3	-	-	-	-	
	20	420	4.1	-	-	-	-	
	25	520	5.1	-	-	-	-	
	35	665	6.5	-	-	-	-	
	42	910	8.4	-	-	-	-	
	50	1100	10.1	-	-	-	-	
	60	1250	11.5	-	-	-	-	
2 Room	16 + 16	750	6.9	3.20	3.80	A	1179	
	16 + 20	840	7.7	3.20	3.80	A	1179	
	16 + 25	905	8.2	3.20	3.80	A	1179	
	16 + 35	1050	9.5	3.70	3.80	A	1363	
	16 + 42	1265	11.4	3.70	3.80	A	1363	
	16 + 50	1230	11.1	3.90	3.80	A	1437	
	16 + 60	1230	11.1	4.20	3.80	A	1547	
	20 + 20	935	8.5	3.20	3.80	A	1179	
	20 + 25	1000	9.0	3.20	3.80	A	1179	
	20 + 35	1155	10.4	3.70	3.80	A	1363	
	20 + 42	1320	11.9	3.70	3.80	A	1363	
	20 + 50	1230	11.1	3.90	3.80	A	1437	
	20 + 60	1230	11.1	4.20	3.80	A	1547	
	25 + 25	1070	9.7	3.40	3.80	A	1253	
	25 + 35	1225	11.1	3.70	3.80	A	1363	
	25 + 42	1320	11.9	3.70	3.80	A	1363	
	25 + 50	1230	11.1	3.90	3.80	A	1437	
	25 + 60	1230	11.1	4.20	3.80	A	1547	
	35 + 35	1295	11.7	4.20	3.80	A	1547	
	35 + 42	1295	11.7	4.20	3.80	A	1547	
	35 + 50	1200	10.9	4.20	3.80	A	1547	
35 + 60	1200	10.9	4.20	3.80	A	1547		
42 + 42	1290	11.7	4.20	3.80	A	1547		
42 + 50	1195	10.8	4.50	3.80	A	1658		
42 + 60	1195	10.8	4.50	3.80	A	1658		
50 + 50	1125	10.2	4.50	3.80	A	1658		
50 + 60	1125	10.2	4.50	3.80	A	1658		

Indoor unit capacity Heating	Total	Heating Capacity (kW)					Input Power (W)		EER		
		Room A	Room B			Total	min ~ max	Rating	min ~ max	WW	CLASS
16 + 16 + 16	48	2.60	2.60	2.60		7.80	3.3 ~ 10.4	2260	640 ~ 3250	3.45	B
16 + 16 + 20	52	2.58	2.58	3.24		8.40	3.3 ~ 10.4	2490	640 ~ 3240	3.37	C
16 + 16 + 25	57	2.39	2.39	3.72		8.50	3.3 ~ 10.4	2530	640 ~ 3240	3.36	C
16 + 16 + 35	67	2.03	2.03	4.44		8.50	3.3 ~ 10.4	2460	630 ~ 3220	3.46	B
16 + 16 + 42	74	1.84	1.84	4.82		8.50	3.3 ~ 10.5	2450	620 ~ 3250	3.47	B
16 + 16 + 50	82	1.66	1.66	5.18		8.50	3.2 ~ 10.6	2320	600 ~ 3100	3.66	A
16 + 16 + 60	92	1.48	1.48	5.54		8.50	3.2 ~ 10.6	2320	600 ~ 3100	3.66	A
16 + 20 + 20	56	2.42	3.04	3.04		8.50	3.3 ~ 10.4	2520	630 ~ 3230	3.37	C
16 + 20 + 25	61	2.23	2.79	3.48		8.50	3.3 ~ 10.4	2520	630 ~ 3230	3.37	C
16 + 20 + 35	71	1.92	2.39	4.19		8.50	3.3 ~ 10.4	2450	620 ~ 3160	3.47	B
16 + 20 + 42	78	1.74	2.18	4.58		8.50	3.3 ~ 10.5	2450	620 ~ 3200	3.47	B
16 + 20 + 50	86	1.58	1.98	4.94		8.50	3.2 ~ 10.6	2310	600 ~ 3090	3.68	A
16 + 20 + 60	96	1.42	1.77	5.31		8.50	3.2 ~ 10.6	2310	600 ~ 3090	3.68	A
16 + 25 + 25	66	2.06	3.22	3.22		8.50	3.3 ~ 10.4	2520	630 ~ 3230	3.37	C
16 + 25 + 35	76	1.79	2.80	3.91		8.50	3.3 ~ 10.4	2450	620 ~ 3160	3.47	B
16 + 25 + 42	83	1.64	2.56	4.30		8.50	3.3 ~ 10.5	2450	620 ~ 3200	3.47	B
16 + 25 + 50	91	1.49	2.34	4.67		8.50	3.2 ~ 10.6	2310	600 ~ 3090	3.68	A
16 + 25 + 60	101	1.35	2.10	5.05		8.50	3.2 ~ 10.6	2310	600 ~ 3090	3.68	A
16 + 35 + 35	86	1.58	3.46	3.46		8.50	3.3 ~ 10.5	2430	640 ~ 3180	3.50	B
16 + 35 + 42	93	1.46	3.20	3.84		8.50	3.3 ~ 10.5	2420	640 ~ 3170	3.51	B
16 + 35 + 50	101	1.34	2.95	4.21		8.50	3.2 ~ 10.6	2290	600 ~ 3070	3.71	A
16 + 35 + 60	111	1.23	2.68	4.59		8.50	3.2 ~ 10.6	2290	600 ~ 3070	3.71	A
16 + 42 + 42	100	1.36	3.57	3.57		8.50	3.3 ~ 10.5	2410	640 ~ 3160	3.53	B
16 + 42 + 50	108	1.25	3.31	3.94		8.50	3.2 ~ 10.6	2280	600 ~ 3060	3.73	A
20 + 20 + 20	60	2.83	2.83	2.83		8.49	3.3 ~ 10.4	2470	630 ~ 3220	3.44	B
20 + 20 + 25	65	2.62	2.62	3.26		8.50	3.3 ~ 10.4	2470	630 ~ 3220	3.44	B
20 + 20 + 35	75	2.27	2.27	3.96		8.50	3.3 ~ 10.4	2450	620 ~ 3150	3.47	B
20 + 20 + 42	82	2.07	2.07	4.36		8.50	3.3 ~ 10.5	2440	620 ~ 3190	3.48	B
20 + 20 + 50	90	1.89	1.89	4.72		8.50	3.2 ~ 10.6	2300	600 ~ 3080	3.70	A
20 + 20 + 60	100	1.70	1.70	5.10		8.50	3.2 ~ 10.6	2300	600 ~ 3080	3.70	A
20 + 25 + 25	70	2.42	3.04	3.04		8.50	3.3 ~ 10.4	2470	630 ~ 3220	3.44	B
20 + 25 + 35	80	2.12	2.66	3.72		8.50	3.3 ~ 10.6	2450	620 ~ 3150	3.47	B
20 + 25 + 42	87	1.95	2.44	4.11		8.50	3.3 ~ 10.5	2440	620 ~ 3190	3.48	B
20 + 25 + 50	95	1.79	2.24	4.47		8.50	3.2 ~ 10.6	2300	600 ~ 3080	3.70	A
20 + 25 + 60	105	1.62	2.02	4.86		8.50	3.2 ~ 10.6	2300	600 ~ 3080	3.70	A
20 + 35 + 35	90	1.88	3.31	3.31		8.50	3.3 ~ 10.5	2420	640 ~ 3170	3.51	B
20 + 35 + 42	97	1.75	3.07	3.68		8.50	3.3 ~ 10.5	2410	640 ~ 3160	3.53	B
20 + 35 + 50	105	1.62	2.83	4.05		8.50	3.2 ~ 10.6	2280	600 ~ 3060	3.73	A
20 + 42 + 42	104	1.64	3.43	3.43		8.50	3.3 ~ 10.5	2400	630 ~ 3160	3.54	B
20 + 42 + 50	112	1.52	3.19	3.79		8.50	3.2 ~ 10.6	2270	620 ~ 3050	3.74	A
25 + 25 + 25	75	2.83	2.83	2.83		8.49	3.3 ~ 10.4	2470	630 ~ 3220	3.44	B
25 + 25 + 35	85	2.50	2.50	3.50		8.50	3.3 ~ 10.4	2450	620 ~ 3150	3.47	B
25 + 25 + 42	92	2.31	2.31	3.88		8.50	3.3 ~ 10.5	2440	620 ~ 3190	3.48	B
25 + 25 + 50	100	2.13	2.13	4.24		8.50	3.2 ~ 10.6	2300	600 ~ 3080	3.70	A
25 + 25 + 60	110	1.93	1.93	4.64		8.50	3.2 ~ 10.6	2300	600 ~ 3080	3.70	A
25 + 35 + 35	95	2.24	3.13	3.13		8.50	3.3 ~ 10.5	2420	640 ~ 3170	3.51	B
25 + 35 + 42	102	2.08	2.92	3.50		8.50	3.3 ~ 10.5	2410	640 ~ 3160	3.53	B
25 + 35 + 50	110	1.93	2.70	3.87		8.50	3.2 ~ 10.6	2280	600 ~ 3060	3.73	A
25 + 42 + 42	109	1.94	3.28	3.28		8.50	3.3 ~ 10.5	2400	630 ~ 3160	3.54	B
35 + 35 + 35	105	2.83	2.83	2.83		8.49	3.3 ~ 10.5	2360	630 ~ 3150	3.60	B
35 + 35 + 42	112	2.66	2.66	3.18		8.50	3.3 ~ 10.5	2350	630 ~ 3100	3.62	A

3 Room

	Indoor unit capacity Heating	Annual Energy Consumption (kWh)	Current 230V (A)	ERP			Moisture Removal Volume l/h	
				Pdesign (kW)	SEER			Annual Consumption (kWh)
					WW	CLASS		
3 Room	16 + 16 + 16	1130	10.2	4.60	3.80	A	1695	
	16 + 16 + 20	1245	11.3	4.60	3.80	A	1695	
	16 + 16 + 25	1265	11.4	4.60	3.80	A	1695	
	16 + 16 + 35	1230	11.1	4.60	3.80	A	1695	
	16 + 16 + 42	1225	11.1	4.60	3.80	A	1695	
	16 + 16 + 50	1160	10.5	4.60	3.80	A	1695	
	16 + 16 + 60	1160	10.5	4.60	3.80	A	1695	
	16 + 20 + 20	1260	11.4	4.60	3.80	A	1695	
	16 + 20 + 25	1260	11.4	4.60	3.80	A	1695	
	16 + 20 + 35	1225	11.1	4.60	3.80	A	1695	
	16 + 20 + 42	1225	11.1	4.60	3.80	A	1695	
	16 + 20 + 50	1155	10.4	4.60	3.80	A	1695	
	16 + 20 + 60	1155	10.4	4.60	3.80	A	1695	
	16 + 25 + 25	1260	11.4	4.60	3.80	A	1695	
	16 + 25 + 35	1225	11.1	4.60	3.80	A	1695	
	16 + 25 + 42	1225	11.1	4.60	3.80	A	1695	
	16 + 25 + 50	1155	10.4	4.60	3.80	A	1695	
	16 + 25 + 60	1155	10.4	4.60	3.80	A	1695	
	16 + 35 + 35	1215	11.0	4.60	3.80	A	1695	
	16 + 35 + 42	1210	10.9	4.60	3.80	A	1695	
	16 + 35 + 50	1145	10.4	4.60	3.80	A	1695	
	16 + 35 + 60	1145	10.4	4.60	3.80	A	1695	
	16 + 42 + 42	1205	10.9	4.60	3.80	A	1695	
	16 + 42 + 50	1140	10.3	4.60	3.80	A	1695	
	20 + 20 + 20	1235	11.2	4.60	3.80	A	1695	
	20 + 20 + 25	1235	11.2	4.60	3.80	A	1695	
	20 + 20 + 35	1225	11.1	4.60	3.80	A	1695	
	20 + 20 + 42	1220	11.0	4.60	3.80	A	1695	
	20 + 20 + 50	1150	10.4	4.60	3.80	A	1695	
	20 + 20 + 60	1150	10.4	4.60	3.80	A	1695	
	20 + 25 + 25	1235	11.2	4.60	3.80	A	1695	
	20 + 25 + 35	1225	11.1	4.60	3.80	A	1695	
	20 + 25 + 42	1220	11.0	4.60	3.80	A	1695	
	20 + 25 + 50	1150	10.4	4.60	3.80	A	1695	
	20 + 25 + 60	1150	10.4	4.60	3.80	A	1695	
	20 + 35 + 35	1210	10.9	4.60	3.80	A	1695	
	20 + 35 + 42	1205	10.9	4.60	3.80	A	1695	
	20 + 35 + 50	1140	10.3	4.60	3.80	A	1695	
	20 + 42 + 42	1200	10.9	4.60	3.80	A	1695	
	20 + 42 + 50	1135	10.3	4.60	3.80	A	1695	
	25 + 25 + 25	1235	11.2	4.60	3.80	A	1695	
	25 + 25 + 35	1225	11.1	4.60	3.80	A	1695	
25 + 25 + 42	1220	11.0	4.60	3.80	A	1695		
25 + 25 + 50	1150	10.4	4.60	3.80	A	1695		
25 + 25 + 60	1150	10.4	4.60	3.80	A	1695		
25 + 35 + 35	1210	10.9	4.60	3.80	A	1695		
25 + 35 + 42	1205	10.9	4.60	3.80	A	1695		
25 + 35 + 50	1140	10.3	4.60	3.80	A	1695		
25 + 42 + 42	1200	10.9	4.60	3.80	A	1695		
35 + 35 + 35	1180	10.7	4.60	3.80	A	1695		
35 + 35 + 42	1175	10.6	4.60	3.80	A	1695		

- Indoor Unit : CS-MZ / Z / XZ wall mount series
- Outdoor Unit : CU-4Z68TBE

Indoor unit capacity Cooling	Total	Cooling Capacity (kW)						Input Power (W)		EER		
		Room A	Room B			Total	min ~ max	Rating	min ~ max	WW	CLASS	
1 Room	16	16	1.60				1.60	1.3 ~ 2.3	400	250 ~ 640	4.00	A
	20	20	2.00				2.00	1.8 ~ 2.9	500	340 ~ 810	4.00	A
	25	25	2.50				2.50	1.8 ~ 2.9	630	340 ~ 810	3.97	A
	35	35	3.50				3.50	1.8 ~ 3.8	940	340 ~ 1360	3.72	A
	42	42	4.20				4.20	1.8 ~ 4.3	1370	340 ~ 1990	3.07	B
	50	50	5.00				5.00	1.9 ~ 5.7	1550	340 ~ 2130	3.23	A
	60	60	6.00				6.00	1.9 ~ 6.2	2030	340 ~ 2330	2.96	C
2 Room	16 + 16	32	1.60	1.60			3.20	1.9 ~ 6.4	560	270 ~ 2120	5.71	A
	16 + 20	36	1.60	2.00			3.60	1.9 ~ 6.4	690	270 ~ 2080	5.22	A
	16 + 25	41	1.60	2.50			4.10	1.9 ~ 6.4	830	270 ~ 2080	4.94	A
	16 + 35	51	1.60	3.50			5.10	1.9 ~ 6.9	1250	270 ~ 2480	4.08	A
	16 + 42	58	1.60	4.20			5.80	1.9 ~ 6.9	1610	270 ~ 2440	3.60	A
	16 + 50	66	1.60	5.00			6.60	2.0 ~ 7.5	1820	280 ~ 2520	3.63	A
	16 + 60	76	1.43	5.37			6.80	2.0 ~ 7.5	1950	280 ~ 2520	3.49	A
	20 + 20	40	2.00	2.00			4.00	1.9 ~ 6.4	800	270 ~ 2040	5.00	A
	20 + 25	45	2.00	2.50			4.50	1.9 ~ 6.4	980	270 ~ 2040	4.59	A
	20 + 35	55	2.00	3.50			5.50	1.9 ~ 6.9	1430	270 ~ 2440	3.85	A
	20 + 42	62	2.00	4.20			6.20	1.9 ~ 6.9	1850	270 ~ 2400	3.35	A
	20 + 50	70	1.94	4.86			6.80	2.0 ~ 7.5	1950	280 ~ 2480	3.49	A
	20 + 60	80	1.70	5.10			6.80	2.0 ~ 7.5	1950	280 ~ 2480	3.49	A
	25 + 25	50	2.50	2.50			5.00	1.9 ~ 6.8	1210	270 ~ 2430	4.13	A
	25 + 35	60	2.50	3.50			6.00	1.9 ~ 6.9	1730	270 ~ 2440	3.47	A
	25 + 42	67	2.50	4.20			6.70	1.9 ~ 6.9	2280	270 ~ 2400	2.94	C
	25 + 50	75	2.27	4.53			6.80	1.9 ~ 7.5	1950	260 ~ 2480	3.49	A
	25 + 60	85	2.00	4.80			6.80	1.9 ~ 7.5	1950	260 ~ 2480	3.49	A
	35 + 35	70	3.40	3.40			6.80	1.9 ~ 7.0	2290	270 ~ 2400	2.97	C
	35 + 42	77	3.09	3.71			6.80	1.9 ~ 7.1	2240	270 ~ 2500	3.04	B
35 + 50	85	2.80	4.00			6.80	2.0 ~ 7.6	1870	280 ~ 2480	3.64	A	
35 + 60	95	2.51	4.29			6.80	2.0 ~ 7.6	1870	280 ~ 2480	3.64	A	
42 + 42	84	3.40	3.40			6.80	1.9 ~ 7.1	2250	260 ~ 2450	3.02	B	
42 + 50	92	3.10	3.70			6.80	2.0 ~ 7.6	1870	280 ~ 2440	3.64	A	
42 + 60	102	2.80	4.00			6.80	2.0 ~ 7.6	1870	280 ~ 2440	3.64	A	
50 + 50	100	3.40	3.40			6.80	2.1 ~ 8.1	1660	320 ~ 2500	4.10	A	
50 + 60	110	3.09	3.71			6.80	2.1 ~ 8.1	1660	320 ~ 2500	4.10	A	

	Indoor unit capacity Cooling	Annual Energy Consumption (kWh)	Current 230V (A)	ERP			Annual Consumption (kWh)	Moisture Removal Volume lh
				Pdesign (kW)	SEER			
					W/W	CLASS		
1 Room	16	200	2.0	-	-	-	-	1.0
	20	250	2.5	-	-	-	-	1.3
	25	315	3.2	-	-	-	-	1.5
	35	470	4.5	-	-	-	-	2.0
	42	685	6.4	-	-	-	-	2.4
	50	775	7.2	-	-	-	-	2.7
	60	1015	9.2	-	-	-	-	3.3
2 Room	16 + 16	280	2.8	3.20	6.10	A++	184	1.0 + 1.0
	16 + 20	345	3.4	3.60	6.10	A++	207	1.0 + 1.3
	16 + 25	415	3.9	4.10	6.10	A++	235	1.0 + 1.5
	16 + 35	625	5.7	5.10	6.10	A++	293	1.0 + 2.0
	16 + 42	805	7.4	5.80	6.10	A++	333	1.0 + 2.4
	16 + 50	910	8.2	6.60	6.50	A++	355	1.0 + 2.7
	16 + 60	975	8.8	6.80	6.50	A++	366	0.9 + 2.9
	20 + 20	400	3.8	4.00	6.10	A++	230	1.3 + 1.3
	20 + 25	490	4.6	4.50	6.10	A++	258	1.3 + 1.5
	20 + 35	715	6.5	5.50	6.10	A++	316	1.3 + 2.0
	20 + 42	925	8.4	6.20	6.10	A++	356	1.3 + 2.4
	20 + 50	975	8.8	6.80	6.50	A++	366	1.3 + 2.6
	20 + 60	975	8.8	6.80	6.50	A++	366	1.1 + 2.8
	25 + 25	605	5.6	5.00	6.10	A++	287	1.5 + 1.5
	25 + 35	865	7.9	6.00	6.10	A++	344	1.5 + 2.0
	25 + 42	1140	10.3	6.70	6.10	A++	384	1.5 + 2.4
	25 + 50	975	8.8	6.80	6.50	A++	366	1.5 + 2.5
	25 + 60	975	8.8	6.80	6.50	A++	366	1.3 + 2.6
	35 + 35	1145	10.4	6.80	6.10	A++	390	1.9 + 1.9
	35 + 42	1120	10.1	6.80	6.10	A++	390	1.7 + 2.2
	35 + 50	935	8.5	6.80	6.50	A++	366	1.6 + 2.3
35 + 60	935	8.5	6.80	6.50	A++	366	1.5 + 2.4	
42 + 42	1125	10.2	6.80	6.10	A++	390	1.9 + 1.9	
42 + 50	935	8.5	6.80	6.50	A++	366	1.7 + 2.2	
42 + 60	935	8.5	6.80	6.50	A++	366	1.6 + 2.3	
50 + 50	830	7.6	6.80	6.50	A++	366	1.9 + 1.9	
50 + 60	830	7.6	6.80	6.50	A++	366	1.7 + 2.2	

Indoor unit capacity Cooling	Total	Cooling Capacity (kW)						Input Power (W)		EER	
		Room A	Room B			Total	min ~ max	Rating	min ~ max	W/W	CLASS
16 + 16 + 16	48	1.60	1.60	1.60		4.80	1.9 ~ 8.0	990	270 ~ 2500	4.85	A
16 + 16 + 20	52	1.60	1.60	2.00		5.20	1.9 ~ 8.0	1130	270 ~ 2460	4.60	A
16 + 16 + 25	57	1.60	1.60	2.50		5.70	1.9 ~ 8.0	1360	270 ~ 2460	4.19	A
16 + 16 + 35	67	1.60	1.60	3.50		6.70	1.9 ~ 8.0	1820	270 ~ 2370	3.68	A
16 + 16 + 42	74	1.47	1.47	3.86		6.80	1.9 ~ 8.1	1860	270 ~ 2460	3.66	A
16 + 16 + 50	82	1.33	1.33	4.14		6.80	2.0 ~ 8.5	1730	320 ~ 2420	3.93	A
16 + 16 + 60	92	1.18	1.18	4.44		6.80	2.0 ~ 8.5	1730	320 ~ 2420	3.93	A
16 + 20 + 20	56	1.60	2.00	2.00		5.60	1.9 ~ 8.0	1280	270 ~ 2460	4.38	A
16 + 20 + 25	61	1.60	2.00	2.50		6.10	1.9 ~ 8.0	1520	270 ~ 2460	4.01	A
16 + 20 + 35	71	1.53	1.92	3.35		6.80	1.9 ~ 8.0	1860	270 ~ 2370	3.66	A
16 + 20 + 42	78	1.39	1.74	3.67		6.80	1.9 ~ 8.1	1860	270 ~ 2420	3.66	A
16 + 20 + 50	86	1.27	1.58	3.95		6.80	2.0 ~ 8.5	1680	320 ~ 2420	4.05	A
16 + 20 + 60	96	1.13	1.42	4.25		6.80	2.0 ~ 8.5	1680	320 ~ 2420	4.05	A
16 + 25 + 25	66	1.60	2.50	2.50		6.60	1.9 ~ 8.0	1770	270 ~ 2460	3.73	A
16 + 25 + 35	76	1.43	2.24	3.13		6.80	1.9 ~ 8.0	1860	270 ~ 2370	3.66	A
16 + 25 + 42	83	1.31	2.05	3.44		6.80	1.9 ~ 8.1	1860	270 ~ 2420	3.66	A
16 + 25 + 50	91	1.19	1.87	3.74		6.80	2.0 ~ 8.5	1680	320 ~ 2420	4.05	A
16 + 25 + 60	101	1.08	1.68	4.04		6.80	2.0 ~ 8.5	1680	320 ~ 2420	4.05	A
16 + 35 + 35	86	1.26	2.77	2.77		6.80	1.9 ~ 8.1	1820	290 ~ 2370	3.74	A
16 + 35 + 42	93	1.17	2.56	3.07		6.80	1.9 ~ 8.2	1820	290 ~ 2420	3.74	A
16 + 35 + 50	101	1.07	2.36	3.37		6.80	2.0 ~ 8.5	1680	340 ~ 2380	4.05	A
16 + 35 + 60	111	0.98	2.14	3.68		6.80	2.0 ~ 8.5	1680	340 ~ 2380	4.05	A
16 + 42 + 42	100	1.08	2.86	2.86		6.80	1.9 ~ 8.2	1820	290 ~ 2420	3.74	A
16 + 42 + 50	108	1.01	2.64	3.15		6.80	2.0 ~ 8.5	1680	340 ~ 2330	4.05	A
20 + 20 + 20	60	2.00	2.00	2.00		6.00	1.9 ~ 8.0	1480	270 ~ 2410	4.05	A
20 + 20 + 25	65	2.00	2.00	2.50		6.50	1.9 ~ 8.0	1730	270 ~ 2410	3.76	A
20 + 20 + 35	75	1.81	1.81	3.18		6.80	1.9 ~ 8.0	1860	270 ~ 2320	3.66	A
20 + 20 + 42	82	1.66	1.66	3.48		6.80	1.9 ~ 8.1	1820	290 ~ 2420	3.74	A
20 + 20 + 50	90	1.51	1.51	3.78		6.80	2.0 ~ 8.5	1680	340 ~ 2380	4.05	A
20 + 20 + 60	100	1.36	1.36	4.08		6.80	2.0 ~ 8.5	1680	340 ~ 2380	4.05	A
20 + 25 + 25	70	1.94	2.43	2.43		6.80	1.9 ~ 8.0	1860	270 ~ 2410	3.66	A
20 + 25 + 35	80	1.69	2.13	2.98		6.80	1.9 ~ 8.0	1860	270 ~ 2320	3.66	A
20 + 25 + 42	87	1.56	1.95	3.29		6.80	1.9 ~ 8.1	1820	290 ~ 2420	3.74	A
20 + 25 + 50	95	1.43	1.79	3.58		6.80	2.0 ~ 8.5	1680	340 ~ 2380	4.05	A
20 + 25 + 60	105	1.29	1.62	3.89		6.80	2.0 ~ 8.5	1680	340 ~ 2380	4.05	A
20 + 35 + 35	90	1.52	2.64	2.64		6.80	1.9 ~ 8.1	1820	290 ~ 2330	3.74	A
20 + 35 + 42	97	1.40	2.45	2.95		6.80	1.9 ~ 8.2	1820	290 ~ 2420	3.74	A
20 + 35 + 50	105	1.29	2.27	3.24		6.80	2.0 ~ 8.5	1680	340 ~ 2330	4.05	A
20 + 35 + 60	115	1.18	2.07	3.55		6.80	2.0 ~ 8.5	1680	340 ~ 2330	4.05	A
20 + 42 + 42	104	1.30	2.75	2.75		6.80	1.9 ~ 8.2	1770	290 ~ 2370	3.84	A
20 + 42 + 50	112	1.21	2.55	3.04		6.80	2.0 ~ 8.5	1680	340 ~ 2330	4.05	A
25 + 25 + 25	75	2.26	2.26	2.26		6.78	1.9 ~ 8.0	1860	270 ~ 2410	3.65	A
25 + 25 + 35	85	2.00	2.00	2.80		6.80	1.9 ~ 8.0	1860	270 ~ 2320	3.66	A
25 + 25 + 42	92	1.85	1.85	3.10		6.80	1.9 ~ 8.1	1820	290 ~ 2420	3.74	A
25 + 25 + 50	100	1.70	1.70	3.40		6.80	2.0 ~ 8.5	1680	340 ~ 2380	4.05	A
25 + 25 + 60	110	1.55	1.55	3.70		6.80	2.0 ~ 8.5	1680	340 ~ 2380	4.05	A
25 + 35 + 35	95	1.78	2.51	2.51		6.80	1.9 ~ 8.1	1820	290 ~ 2330	3.74	A
25 + 35 + 42	102	1.67	2.33	2.80		6.80	1.9 ~ 8.2	1820	290 ~ 2420	3.74	A
25 + 35 + 50	110	1.55	2.16	3.09		6.80	2.0 ~ 8.5	1680	340 ~ 2330	4.05	A
25 + 42 + 42	109	1.56	2.62	2.62		6.80	1.9 ~ 8.2	1770	290 ~ 2370	3.84	A
35 + 35 + 35	105	2.26	2.26	2.26		6.78	1.9 ~ 8.2	1770	290 ~ 2330	3.83	A
35 + 35 + 42	112	2.13	2.13	2.54		6.80	1.9 ~ 8.2	1770	290 ~ 2330	3.84	A

3 Room

	Indoor unit capacity Cooling	Annual Energy Consumption (kWh)	Current 230V (A)	ERP			Moisture Removal Volume l/h	
				Pdesign (kW)	SEER			Annual Consumption (kWh)
					W/W	CLASS		
3 Room	16 + 16 + 16	495	4.6	4.80	8.00	A++	210	1.0 + 1.0 + 1.0
	16 + 16 + 20	565	5.2	5.20	8.00	A++	228	1.0 + 1.0 + 1.3
	16 + 16 + 25	680	6.2	5.70	8.00	A++	249	1.0 + 1.0 + 1.5
	16 + 16 + 35	910	8.2	6.70	8.00	A++	293	1.0 + 1.0 + 2.0
	16 + 16 + 42	930	8.4	6.80	8.00	A++	298	0.9 + 0.9 + 2.3
	16 + 16 + 50	865	7.9	6.80	8.00	A++	298	0.8 + 0.8 + 2.4
	16 + 16 + 60	865	7.9	6.80	8.00	A++	298	0.7 + 0.7 + 2.5
	16 + 20 + 20	640	5.8	5.60	8.00	A++	245	1.0 + 1.3 + 1.3
	16 + 20 + 25	760	6.9	6.10	8.00	A++	267	1.0 + 1.3 + 1.5
	16 + 20 + 35	930	8.4	6.80	8.00	A++	298	1.0 + 1.2 + 1.9
	16 + 20 + 42	930	8.4	6.80	8.00	A++	298	0.9 + 1.1 + 2.1
	16 + 20 + 50	840	7.7	6.80	8.00	A++	298	0.8 + 1.0 + 2.3
	16 + 20 + 60	840	7.7	6.80	8.00	A++	298	0.7 + 0.9 + 2.4
	16 + 25 + 25	885	8.0	6.60	8.00	A++	289	1.0 + 1.5 + 1.5
	16 + 25 + 35	930	8.4	6.80	8.00	A++	298	0.9 + 1.5 + 1.8
	16 + 25 + 42	930	8.4	6.80	8.00	A++	298	0.8 + 1.3 + 2.0
	16 + 25 + 50	840	7.7	6.80	8.00	A++	298	0.7 + 1.2 + 2.2
	16 + 25 + 60	840	7.7	6.80	8.00	A++	298	0.7 + 1.1 + 2.3
	16 + 35 + 35	910	8.2	6.80	8.00	A++	298	0.8 + 1.6 + 1.6
	16 + 35 + 42	910	8.2	6.80	8.00	A++	298	0.7 + 1.6 + 1.7
	16 + 35 + 50	840	7.7	6.80	8.00	A++	298	0.7 + 1.5 + 1.9
	16 + 35 + 60	840	7.7	6.80	8.00	A++	298	0.7 + 1.4 + 2.1
	16 + 42 + 42	910	8.2	6.80	8.00	A++	298	0.7 + 1.7 + 1.7
	16 + 42 + 50	840	7.7	6.80	8.00	A++	298	0.7 + 1.6 + 1.8
	20 + 20 + 20	740	6.8	6.00	8.00	A++	263	1.3 + 1.3 + 1.3
	20 + 20 + 25	865	7.9	6.50	8.00	A++	284	1.3 + 1.3 + 1.5
	20 + 20 + 35	930	8.4	6.80	8.00	A++	298	1.2 + 1.2 + 1.8
	20 + 20 + 42	910	8.2	6.80	8.00	A++	298	1.1 + 1.1 + 2.0
	20 + 20 + 50	840	7.7	6.80	8.00	A++	298	1.0 + 1.0 + 2.2
	20 + 20 + 60	840	7.7	6.80	8.00	A++	298	0.9 + 0.9 + 2.3
	20 + 25 + 25	930	8.4	6.80	8.00	A++	298	1.3 + 1.5 + 1.5
	20 + 25 + 35	930	8.4	6.80	8.00	A++	298	1.1 + 1.4 + 1.7
	20 + 25 + 42	910	8.2	6.80	8.00	A++	298	1.0 + 1.3 + 1.9
	20 + 25 + 50	840	7.7	6.80	8.00	A++	298	0.9 + 1.2 + 2.1
	20 + 25 + 60	840	7.7	6.80	8.00	A++	298	0.8 + 1.0 + 2.3
	20 + 35 + 35	910	8.2	6.80	8.00	A++	298	1.0 + 1.6 + 1.6
	20 + 35 + 42	910	8.2	6.80	8.00	A++	298	0.9 + 1.5 + 1.7
	20 + 35 + 50	840	7.7	6.80	8.00	A++	298	0.8 + 1.5 + 1.8
	20 + 35 + 60	840	7.7	6.80	8.00	A++	298	0.7 + 1.3 + 2.1
	20 + 42 + 42	885	8.0	6.80	8.00	A++	298	0.8 + 1.6 + 1.6
	20 + 42 + 50	840	7.7	6.80	8.00	A++	298	0.8 + 1.6 + 1.7
	25 + 25 + 25	930	8.4	6.78	8.00	A++	297	1.5 + 1.5 + 1.5
25 + 25 + 35	930	8.4	6.80	8.00	A++	298	1.3 + 1.3 + 1.6	
25 + 25 + 42	910	8.2	6.80	8.00	A++	298	1.2 + 1.2 + 1.7	
25 + 25 + 50	840	7.7	6.80	8.00	A++	298	1.1 + 1.1 + 1.9	
25 + 25 + 60	840	7.7	6.80	8.00	A++	298	1.0 + 1.0 + 2.2	
25 + 35 + 35	910	8.2	6.80	8.00	A++	298	1.1 + 1.5 + 1.5	
25 + 35 + 42	910	8.2	6.80	8.00	A++	298	1.1 + 1.5 + 1.6	
25 + 35 + 50	840	7.7	6.80	8.00	A++	298	1.0 + 1.4 + 1.7	
25 + 42 + 42	885	8.0	6.80	8.00	A++	298	1.0 + 1.6 + 1.6	
35 + 35 + 35	885	8.0	6.78	8.00	A++	297	1.5 + 1.5 + 1.5	
35 + 35 + 42	885	8.0	6.80	8.00	A++	298	1.4 + 1.4 + 1.6	

Indoor unit capacity Cooling	Total	Cooling Capacity (kW)						Input Power (W)		EER	
		Room A	Room B			Total	min ~ max	Rating	min ~ max	W/W	CLASS
16 + 16 + 16 + 16	64	1.65	1.65	1.65	1.65	6.60	1.9 ~ 8.7	1470	340 ~ 2380	4.49	A
16 + 16 + 16 + 20	68	1.60	1.60	1.60	2.00	6.80	1.9 ~ 8.8	1550	340 ~ 2470	4.39	A
16 + 16 + 16 + 25	73	1.49	1.49	1.49	2.33	6.80	1.9 ~ 8.8	1550	340 ~ 2470	4.39	A
16 + 16 + 16 + 35	83	1.31	1.31	1.31	2.87	6.80	1.9 ~ 8.8	1550	340 ~ 2380	4.39	A
16 + 16 + 16 + 42	90	1.21	1.21	1.21	3.17	6.80	1.9 ~ 8.8	1510	340 ~ 2380	4.50	A
16 + 16 + 16 + 50	98	1.11	1.11	1.11	3.47	6.80	1.9 ~ 8.8	1510	400 ~ 2240	4.50	A
16 + 16 + 16 + 60	108	1.01	1.01	1.01	3.77	6.80	1.9 ~ 8.8	1510	400 ~ 2240	4.50	A
16 + 16 + 20 + 20	72	1.51	1.51	1.89	1.89	6.80	1.9 ~ 8.8	1550	340 ~ 2430	4.39	A
16 + 16 + 20 + 25	77	1.41	1.41	1.77	2.21	6.80	1.9 ~ 8.8	1550	340 ~ 2430	4.39	A
16 + 16 + 20 + 35	87	1.25	1.25	1.56	2.74	6.80	1.9 ~ 8.8	1510	340 ~ 2380	4.50	A
16 + 16 + 20 + 42	94	1.16	1.16	1.44	3.04	6.80	1.9 ~ 8.8	1510	370 ~ 2380	4.50	A
16 + 16 + 20 + 50	102	1.07	1.07	1.33	3.33	6.80	1.9 ~ 8.8	1510	400 ~ 2200	4.50	A
16 + 16 + 20 + 60	112	0.97	0.97	1.21	3.65	6.80	1.9 ~ 8.8	1510	400 ~ 2200	4.50	A
16 + 16 + 25 + 25	82	1.33	1.33	2.07	2.07	6.80	1.9 ~ 8.8	1550	340 ~ 2430	4.39	A
16 + 16 + 25 + 35	92	1.18	1.18	1.85	2.59	6.80	1.9 ~ 8.8	1510	340 ~ 2380	4.50	A
16 + 16 + 25 + 42	99	1.10	1.10	1.72	2.88	6.80	1.9 ~ 8.8	1510	370 ~ 2380	4.50	A
16 + 16 + 25 + 50	107	1.02	1.02	1.58	3.18	6.80	1.9 ~ 8.8	1510	400 ~ 2200	4.50	A
16 + 16 + 35 + 35	102	1.07	1.07	2.33	2.33	6.80	1.9 ~ 8.8	1510	370 ~ 2330	4.50	A
16 + 16 + 35 + 42	109	1.00	1.00	2.18	2.62	6.80	1.9 ~ 8.8	1510	370 ~ 2330	4.50	A
16 + 20 + 20 + 20	76	1.43	1.79	1.79	1.79	6.80	1.9 ~ 8.8	1550	340 ~ 2430	4.39	A
16 + 20 + 20 + 25	81	1.34	1.68	1.68	2.10	6.80	1.9 ~ 8.8	1550	340 ~ 2430	4.39	A
16 + 20 + 20 + 35	91	1.20	1.49	1.49	2.62	6.80	1.9 ~ 8.8	1510	370 ~ 2380	4.50	A
16 + 20 + 20 + 42	98	1.11	1.39	1.39	2.91	6.80	1.9 ~ 8.8	1510	370 ~ 2380	4.50	A
16 + 20 + 20 + 50	106	1.03	1.28	1.28	3.21	6.80	1.9 ~ 8.8	1510	420 ~ 2200	4.50	A
16 + 20 + 25 + 25	86	1.26	1.58	1.98	1.98	6.80	1.9 ~ 8.8	1550	340 ~ 2430	4.39	A
16 + 20 + 25 + 35	96	1.13	1.42	1.77	2.48	6.80	1.9 ~ 8.8	1510	370 ~ 2380	4.50	A
16 + 20 + 25 + 42	103	1.06	1.32	1.65	2.77	6.80	1.9 ~ 8.8	1510	370 ~ 2380	4.50	A
16 + 20 + 25 + 50	111	0.98	1.23	1.53	3.06	6.80	1.9 ~ 8.8	1510	420 ~ 2200	4.50	A
16 + 20 + 35 + 35	106	1.02	1.28	2.25	2.25	6.80	1.9 ~ 8.8	1510	370 ~ 2330	4.50	A
16 + 20 + 35 + 42	113	0.96	1.20	2.11	2.53	6.80	1.9 ~ 8.8	1510	370 ~ 2330	4.50	A
16 + 25 + 25 + 25	91	1.19	1.87	1.87	1.87	6.80	1.9 ~ 8.8	1550	340 ~ 2430	4.39	A
16 + 25 + 25 + 35	101	1.08	1.68	1.68	2.36	6.80	1.9 ~ 8.8	1510	370 ~ 2380	4.50	A
16 + 25 + 25 + 42	108	1.01	1.57	1.57	2.65	6.80	1.9 ~ 8.8	1510	370 ~ 2380	4.50	A
16 + 25 + 35 + 35	111	0.98	1.54	2.14	2.14	6.80	1.9 ~ 8.8	1510	370 ~ 2330	4.50	A
20 + 20 + 20 + 20	80	1.70	1.70	1.70	1.70	6.80	1.9 ~ 8.8	1550	340 ~ 2380	4.39	A
20 + 20 + 20 + 25	85	1.60	1.60	1.60	2.00	6.80	1.9 ~ 8.8	1550	340 ~ 2380	4.39	A
20 + 20 + 20 + 35	95	1.43	1.43	1.43	2.51	6.80	1.9 ~ 8.8	1510	370 ~ 2330	4.50	A
20 + 20 + 20 + 42	102	1.33	1.33	1.33	2.81	6.80	1.9 ~ 8.8	1510	370 ~ 2330	4.50	A
20 + 20 + 20 + 50	110	1.24	1.24	1.24	3.08	6.80	1.9 ~ 8.8	1510	420 ~ 2200	4.50	A
20 + 20 + 25 + 25	90	1.51	1.51	1.89	1.89	6.80	1.9 ~ 8.8	1550	340 ~ 2380	4.39	A
20 + 20 + 25 + 35	100	1.36	1.36	1.70	2.38	6.80	1.9 ~ 8.8	1510	370 ~ 2330	4.50	A
20 + 20 + 25 + 42	107	1.27	1.27	1.59	2.67	6.80	1.9 ~ 8.8	1510	370 ~ 2330	4.50	A
20 + 20 + 25 + 50	115	1.18	1.18	1.48	2.96	6.80	1.9 ~ 8.8	1510	420 ~ 2200	4.50	A
20 + 20 + 35 + 35	110	1.24	1.24	2.16	2.16	6.80	1.9 ~ 8.8	1510	370 ~ 2330	4.50	A
20 + 25 + 25 + 25	95	1.43	1.79	1.79	1.79	6.80	1.9 ~ 8.8	1550	340 ~ 2380	4.39	A
20 + 25 + 25 + 35	105	1.29	1.62	1.62	2.27	6.80	1.9 ~ 8.8	1510	370 ~ 2330	4.50	A
20 + 25 + 25 + 42	112	1.21	1.52	1.52	2.55	6.80	1.9 ~ 8.8	1510	370 ~ 2330	4.50	A
20 + 25 + 35 + 35	115	1.18	1.48	2.07	2.07	6.80	1.9 ~ 8.8	1510	370 ~ 2330	4.50	A
25 + 25 + 25 + 25	100	1.70	1.70	1.70	1.70	6.80	1.9 ~ 8.8	1550	340 ~ 2380	4.39	A
25 + 25 + 25 + 35	110	1.55	1.55	1.55	2.15	6.80	1.9 ~ 8.8	1510	370 ~ 2330	4.50	A

4 Room

Indoor unit capacity Cooling	Annual Energy Consumption (kWh)	Current 230V (A)	ERP				Moisture Removal Volume lh
			Pdesign (kW)	SEER		Annual Consumption (kWh)	
				W/W	CLASS		
16 + 16 + 16 + 16	735	6.7	6.60	8.50	A+++	272	1.1 + 1.1 + .1.1 + 1.1
16 + 16 + 16 + 20	775	7.0	6.80	8.00	A++	298	1.0 + 1.0 + 1.0 + 1.3
16 + 16 + 16 + 25	775	7.0	6.80	8.00	A++	298	0.9 + 0.9 + 0.9 + 1.5
16 + 16 + 16 + 35	775	7.0	6.80	8.00	A++	298	0.8 + 0.8 + 0.8 + 1.7
16 + 16 + 16 + 42	755	6.8	6.80	8.00	A++	298	0.8 + 0.8 + 0.8 + 1.8
16 + 16 + 16 + 50	755	6.8	6.80	8.00	A++	298	0.7 + 0.7 + 0.7 + 2.0
16 + 16 + 16 + 60	755	6.8	6.80	8.00	A++	298	0.7 + 0.7 + 0.7 + 2.2
16 + 16 + 20 + 20	775	7.0	6.80	8.00	A++	298	1.0 + 1.0 + 1.2 + 1.2
16 + 16 + 20 + 25	775	7.0	6.80	8.00	A++	298	0.9 + 0.9 + 1.1 + 1.4
16 + 16 + 20 + 35	755	6.8	6.80	8.00	A++	298	0.8 + 0.8 + 1.0 + 1.6
16 + 16 + 20 + 42	755	6.8	6.80	8.00	A++	298	0.7 + 0.7 + 0.9 + 1.7
16 + 16 + 20 + 50	755	6.8	6.80	8.00	A++	298	0.7 + 0.7 + 0.8 + 1.9
16 + 16 + 20 + 60	755	6.8	6.80	8.00	A++	298	0.7 + 0.7 + 0.8 + 2.1
16 + 16 + 25 + 25	775	7.0	6.80	8.00	A++	298	0.8 + 0.8 + 1.3 + 1.3
16 + 16 + 25 + 35	755	6.8	6.80	8.00	A++	298	0.7 + 0.7 + 1.2 + 1.6
16 + 16 + 25 + 42	755	6.8	6.80	8.00	A++	298	0.7 + 0.7 + 1.1 + 1.7
16 + 16 + 25 + 50	755	6.8	6.80	8.00	A++	298	0.7 + 0.7 + 1.0 + 1.8
16 + 16 + 35 + 35	755	6.8	6.80	8.00	A++	298	0.7 + 0.7 + 1.5 + 1.5
16 + 16 + 35 + 42	755	6.8	6.80	8.00	A++	298	0.7 + 0.7 + 1.4 + 1.6
16 + 20 + 20 + 20	775	7.0	6.80	8.00	A++	298	0.9 + 1.2 + 1.2 + 1.2
16 + 20 + 20 + 25	775	7.0	6.80	8.00	A++	298	0.8 + 1.1 + 1.1 + 1.4
16 + 20 + 20 + 35	755	6.8	6.80	8.00	A++	298	0.7 + 0.9 + 0.9 + 1.6
16 + 20 + 20 + 42	755	6.8	6.80	8.00	A++	298	0.7 + 0.9 + 0.9 + 1.7
16 + 20 + 20 + 50	755	6.8	6.80	8.00	A++	298	0.7 + 0.8 + 0.8 + 1.8
16 + 20 + 25 + 25	775	7.0	6.80	8.00	A++	298	0.8 + 1.0 + 1.3 + 1.3
16 + 20 + 25 + 35	755	6.8	6.80	8.00	A++	298	0.7 + 0.9 + 1.1 + 1.5
16 + 20 + 25 + 42	755	6.8	6.80	8.00	A++	298	0.7 + 0.8 + 1.1 + 1.6
16 + 20 + 25 + 50	755	6.8	6.80	8.00	A++	298	0.7 + 0.8 + 1.0 + 1.7
16 + 20 + 35 + 35	755	6.8	6.80	8.00	A++	298	0.7 + 0.8 + 1.5 + 1.5
16 + 20 + 35 + 42	755	6.8	6.80	8.00	A++	298	0.7 + 0.7 + 1.4 + 1.6
16 + 25 + 25 + 25	775	7.0	6.80	8.00	A++	298	0.7 + 1.2 + 1.2 + 1.2
16 + 25 + 25 + 35	755	6.8	6.80	8.00	A++	298	0.7 + 1.1 + 1.1 + 1.5
16 + 25 + 25 + 42	755	6.8	6.80	8.00	A++	298	0.7 + 1.0 + 1.0 + 1.6
16 + 25 + 35 + 35	755	6.8	6.80	8.00	A++	298	0.7 + 1.0 + 1.4 + 1.4
20 + 20 + 20 + 20	775	7.0	6.80	8.00	A++	298	1.1 + 1.1 + 1.1 + 1.1
20 + 20 + 20 + 25	775	7.0	6.80	8.00	A++	298	1.0 + 1.0 + 1.0 + 1.3
20 + 20 + 20 + 35	755	6.8	6.80	8.00	A++	298	0.9 + 0.9 + 0.9 + 1.5
20 + 20 + 20 + 42	755	6.8	6.80	8.00	A++	298	0.8 + 0.8 + 0.8 + 1.6
20 + 20 + 20 + 50	755	6.8	6.80	8.00	A++	298	0.8 + 0.8 + 0.8 + 1.7
20 + 20 + 25 + 25	775	7.0	6.80	8.00	A++	298	1.0 + 1.0 + 1.2 + 1.2
20 + 20 + 25 + 35	755	6.8	6.80	8.00	A++	298	0.9 + 0.9 + 1.1 + 1.5
20 + 20 + 25 + 42	755	6.8	6.80	8.00	A++	298	0.8 + 0.8 + 1.0 + 1.6
20 + 20 + 25 + 50	755	6.8	6.80	8.00	A++	298	0.7 + 0.7 + 0.9 + 1.7
20 + 20 + 35 + 35	755	6.8	6.80	8.00	A++	298	0.8 + 0.8 + 1.4 + 1.4
20 + 25 + 25 + 25	775	7.0	6.80	8.00	A++	298	0.9 + 1.2 + 1.2 + 1.2
20 + 25 + 25 + 35	755	6.8	6.80	8.00	A++	298	0.8 + 1.0 + 1.0 + 1.5
20 + 25 + 25 + 42	755	6.8	6.80	8.00	A++	298	0.8 + 1.0 + 1.0 + 1.6
20 + 25 + 35 + 35	755	6.8	6.80	8.00	A++	298	0.7 + 0.9 + 1.3 + 1.3
25 + 25 + 25 + 25	775	7.0	6.80	8.00	A++	298	1.1 + 1.1 + 1.1 + 1.1
25 + 25 + 25 + 35	755	6.8	6.80	8.00	A++	298	1.0 + 1.0 + 1.0 + 1.4

4
Room

Indoor unit capacity Heating		Total	Heating Capacity (kW)					Input Power (W)		EER		
			Room A	Room B			Total	min ~ max	Rating	min ~ max	W/W	CLASS
1 Room	16	16	2.60				2.60	1.2 ~ 3.2	600	300 ~ 960	4.33	A
	20	20	3.20				3.20	1.2 ~ 4.1	740	300 ~ 1230	4.32	A
	25	25	3.60				3.60	1.2 ~ 4.3	940	300 ~ 1230	3.83	A
	35	35	4.50				4.50	1.2 ~ 5.8	1230	300 ~ 2100	3.66	A
	42	42	5.60				5.60	1.2 ~ 6.8	1720	300 ~ 2930	3.26	C
	50	50	6.80				6.80	1.2 ~ 6.9	2100	300 ~ 2520	3.24	C
	60	60	8.50				8.50	1.3 ~ 9.0	2400	620 ~ 2550	3.54	B
2 Room	16 + 16	32	2.60	2.60			5.20	2.7 ~ 9.8	1300	660 ~ 3010	4.00	A
	16 + 20	36	2.58	3.22			5.80	2.7 ~ 9.8	1480	650 ~ 3020	3.92	A
	16 + 25	41	2.42	3.78			6.20	2.7 ~ 9.8	1610	650 ~ 3020	3.85	A
	16 + 35	51	2.23	4.87			7.10	2.7 ~ 9.9	1900	630 ~ 3020	3.74	A
	16 + 42	58	2.26	5.94			8.20	2.7 ~ 9.9	2330	630 ~ 3020	3.52	B
	16 + 50	66	2.06	6.44			8.50	2.8 ~ 10.2	2260	560 ~ 2990	3.76	A
	16 + 60	76	1.79	6.71			8.50	2.8 ~ 10.2	2260	560 ~ 2990	3.76	A
	20 + 20	40	3.20	3.20			6.40	2.7 ~ 9.8	1670	640 ~ 3020	3.83	A
	20 + 25	45	3.02	3.78			6.80	2.7 ~ 9.8	1800	640 ~ 3020	3.78	A
	20 + 35	55	2.80	4.90			7.70	2.7 ~ 9.9	2110	630 ~ 3020	3.65	A
	20 + 42	62	2.74	5.76			8.50	2.7 ~ 9.9	2440	620 ~ 3030	3.48	B
	20 + 50	70	2.43	6.07			8.50	2.8 ~ 10.2	2260	560 ~ 2990	3.76	A
	20 + 60	80	2.12	6.38			8.50	2.8 ~ 10.2	2260	560 ~ 2990	3.76	A
	25 + 25	50	3.60	3.60			7.20	2.7 ~ 9.8	1940	640 ~ 3020	3.71	A
	25 + 35	60	3.37	4.73			8.10	2.7 ~ 9.9	2250	630 ~ 3020	3.60	B
	25 + 42	67	3.17	5.33			8.50	2.7 ~ 9.9	2440	620 ~ 3030	3.48	B
	25 + 50	75	2.83	5.67			8.50	2.8 ~ 10.2	2260	560 ~ 2990	3.76	A
	25 + 60	85	2.50	6.00			8.50	2.8 ~ 10.2	2260	560 ~ 2990	3.76	A
	35 + 35	70	4.25	4.25			8.50	2.8 ~ 10.0	2390	640 ~ 3020	3.56	B
	35 + 42	77	3.86	4.64			8.50	2.8 ~ 10.0	2390	600 ~ 3020	3.56	B
	35 + 50	85	3.50	5.00			8.50	2.8 ~ 10.3	2200	540 ~ 2970	3.86	A
35 + 60	95	3.13	5.37			8.50	2.8 ~ 10.3	2200	540 ~ 2970	3.86	A	
42 + 42	84	4.25	4.25			8.50	2.8 ~ 10.0	2380	600 ~ 2980	3.57	B	
42 + 50	92	3.88	4.62			8.50	2.8 ~ 10.3	2190	540 ~ 2960	3.88	A	
42 + 60	102	3.50	5.00			8.50	2.8 ~ 10.3	2190	540 ~ 2960	3.88	A	
50 + 50	100	4.25	4.25			8.50	2.8 ~ 10.5	2050	510 ~ 2870	4.15	A	
50 + 60	110	3.86	4.64			8.50	2.8 ~ 10.5	2050	510 ~ 2870	4.15	A	

	Indoor unit capacity Heating	Annual Energy Consumption (kWh)	Current 230V (A)	ERP			Moisture Removal Volume l/h	
				Pdesign (kW)	SEER			Annual Consumption (kWh)
					W/W	CLASS		
1 Room	16	300	3.0	-	-	-	-	
	20	370	3.7	-	-	-	-	
	25	470	4.7	-	-	-	-	
	35	615	6.0	-	-	-	-	
	42	860	8.0	-	-	-	-	
	50	1050	9.7	-	-	-	-	
	60	1200	11.1	-	-	-	-	
2 Room	16 + 16	650	5.9	3.80	3.80	A	1400	
	16 + 20	740	6.8	3.80	3.80	A	1400	
	16 + 25	805	7.4	3.80	3.80	A	1400	
	16 + 35	950	8.6	4.30	3.80	A	1584	
	16 + 42	1165	10.5	4.30	3.80	A	1584	
	16 + 50	1130	10.2	4.50	3.80	A	1658	
	16 + 60	1130	10.2	4.80	3.80	A	1768	
	20 + 20	835	7.6	3.80	3.80	A	1400	
	20 + 25	900	8.1	3.80	3.80	A	1400	
	20 + 35	1055	9.5	4.30	3.80	A	1584	
	20 + 42	1220	11.0	4.30	3.80	A	1584	
	20 + 50	1130	10.2	4.50	3.80	A	1658	
	20 + 60	1130	10.2	4.80	3.80	A	1768	
	25 + 25	970	8.8	4.00	3.80	A	1474	
	25 + 35	1125	10.2	4.30	3.80	A	1584	
	25 + 42	1220	11.0	4.30	3.80	A	1584	
	25 + 50	1130	10.2	4.50	3.80	A	1658	
	25 + 60	1130	10.2	4.80	3.80	A	1768	
	35 + 35	1195	10.8	4.80	3.80	A	1768	
	35 + 42	1195	10.8	4.80	3.80	A	1768	
	35 + 50	1100	10.0	4.80	3.80	A	1768	
	35 + 60	1100	10.0	4.80	3.80	A	1768	
42 + 42	1190	10.8	4.80	3.80	A	1768		
42 + 50	1095	9.9	5.10	3.80	A	1879		
42 + 60	1095	9.9	5.10	3.80	A	1879		
50 + 50	1025	9.3	5.10	3.80	A	1879		
50 + 60	1025	9.3	5.10	3.80	A	1879		

	Indoor unit capacity Heating	Total	Heating Capacity (kW)				Input Power (W)				EER	
			Room A	Room B			Total	min ~ max	Rating	min ~ max	W/W	CLASS
3 Room	16 + 16 + 16	48	2.60	2.60	2.60		7.80	3.3 ~ 10.4	1960	640 ~ 2950	3.98	A
	16 + 16 + 20	52	2.58	2.58	3.24		8.40	3.3 ~ 10.4	2190	640 ~ 2940	3.84	A
	16 + 16 + 25	57	2.39	2.39	3.72		8.50	3.3 ~ 10.4	2230	640 ~ 2940	3.81	A
	16 + 16 + 35	67	2.03	2.03	4.44		8.50	3.3 ~ 10.4	2160	630 ~ 2920	3.94	A
	16 + 16 + 42	74	1.84	1.84	4.82		8.50	3.3 ~ 10.5	2150	620 ~ 2950	3.95	A
	16 + 16 + 50	82	1.66	1.66	5.18		8.50	3.2 ~ 10.6	2020	600 ~ 2800	4.21	A
	16 + 16 + 60	92	1.48	1.48	5.54		8.50	3.2 ~ 10.6	2020	600 ~ 2800	4.21	A
	16 + 20 + 20	56	2.42	3.04	3.04		8.50	3.3 ~ 10.4	2220	630 ~ 2930	3.83	A
	16 + 20 + 25	61	2.23	2.79	3.48		8.50	3.3 ~ 10.4	2220	630 ~ 2930	3.83	A
	16 + 20 + 35	71	1.92	2.39	4.19		8.50	3.3 ~ 10.4	2150	620 ~ 2860	3.95	A
	16 + 20 + 42	78	1.74	2.18	4.58		8.50	3.3 ~ 10.5	2150	620 ~ 2900	3.95	A
	16 + 20 + 50	86	1.58	1.98	4.94		8.50	3.2 ~ 10.6	2010	600 ~ 2790	4.23	A
	16 + 20 + 60	96	1.42	1.77	5.31		8.50	3.2 ~ 10.6	2010	600 ~ 2790	4.23	A
	16 + 25 + 25	66	2.06	3.22	3.22		8.50	3.3 ~ 10.4	2220	630 ~ 2930	3.83	A
	16 + 25 + 35	76	1.79	2.80	3.91		8.50	3.3 ~ 10.4	2150	620 ~ 2860	3.95	A
	16 + 25 + 42	83	1.64	2.56	4.30		8.50	3.3 ~ 10.5	2150	620 ~ 2900	3.95	A
	16 + 25 + 50	91	1.49	2.34	4.67		8.50	3.2 ~ 10.6	2010	600 ~ 2790	4.23	A
	16 + 25 + 60	101	1.35	2.10	5.05		8.50	3.2 ~ 10.6	2010	600 ~ 2790	4.23	A
	16 + 35 + 35	86	1.58	3.46	3.46		8.50	3.3 ~ 10.5	2130	640 ~ 2880	3.99	A
	16 + 35 + 42	93	1.46	3.20	3.84		8.50	3.3 ~ 10.5	2120	640 ~ 2870	4.01	A
	16 + 35 + 50	101	1.34	2.95	4.21		8.50	3.2 ~ 10.6	1990	600 ~ 2770	4.27	A
	16 + 35 + 60	111	1.23	2.68	4.59		8.50	3.2 ~ 10.6	1990	600 ~ 2770	4.27	A
	16 + 42 + 42	100	1.36	3.57	3.57		8.50	3.3 ~ 10.5	2110	640 ~ 2860	4.03	A
	16 + 42 + 50	108	1.25	3.31	3.94		8.50	3.2 ~ 10.6	1980	600 ~ 2760	4.29	A
	20 + 20 + 20	60	2.83	2.83	2.83		8.49	3.3 ~ 10.4	2170	630 ~ 2920	3.91	A
	20 + 20 + 25	65	2.62	2.62	3.26		8.50	3.3 ~ 10.4	2170	630 ~ 2920	3.92	A
	20 + 20 + 35	75	2.27	2.27	3.96		8.50	3.3 ~ 10.4	2150	620 ~ 2850	3.95	A
	20 + 20 + 42	82	2.07	2.07	4.36		8.50	3.3 ~ 10.5	2140	620 ~ 2890	3.97	A
	20 + 20 + 50	90	1.89	1.89	4.72		8.50	3.2 ~ 10.6	2000	600 ~ 2780	4.25	A
	20 + 20 + 60	100	1.70	1.70	5.10		8.50	3.2 ~ 10.6	2000	600 ~ 2780	4.25	A
	20 + 25 + 25	70	2.42	3.04	3.04		8.50	3.3 ~ 10.4	2170	630 ~ 2920	3.92	A
	20 + 25 + 35	80	2.12	2.66	3.72		8.50	3.3 ~ 10.4	2150	620 ~ 2850	3.95	A
	20 + 25 + 42	87	1.95	2.44	4.11		8.50	3.3 ~ 10.5	2140	620 ~ 2890	3.97	A
	20 + 25 + 50	95	1.79	2.24	4.47		8.50	3.2 ~ 10.6	2000	600 ~ 2780	4.25	A
	20 + 25 + 60	105	1.62	2.02	4.86		8.50	3.2 ~ 10.6	2000	600 ~ 2780	4.25	A
20 + 35 + 35	90	1.88	3.31	3.31		8.50	3.3 ~ 10.5	2120	640 ~ 2870	4.01	A	
20 + 35 + 42	97	1.75	3.07	3.68		8.50	3.3 ~ 10.5	2110	640 ~ 2860	4.03	A	
20 + 35 + 50	105	1.62	2.83	4.05		8.50	3.2 ~ 10.6	1980	600 ~ 2760	4.29	A	
20 + 35 + 60	115	1.48	2.59	4.43		8.50	3.2 ~ 10.6	1980	600 ~ 2760	4.29	A	
20 + 42 + 42	104	1.64	3.43	3.43		8.50	3.3 ~ 10.5	2100	630 ~ 2860	4.05	A	
20 + 42 + 50	112	1.52	3.19	3.79		8.50	3.2 ~ 10.6	1970	620 ~ 2750	4.31	A	
25 + 25 + 25	75	2.83	2.83	2.83		8.49	3.3 ~ 10.4	2170	630 ~ 2920	3.91	A	
25 + 25 + 35	85	2.50	2.50	3.50		8.50	3.3 ~ 10.4	2150	620 ~ 2850	3.95	A	
25 + 25 + 42	92	2.31	2.31	3.88		8.50	3.3 ~ 10.5	2140	620 ~ 2890	3.97	A	
25 + 25 + 50	100	2.13	2.13	4.24		8.50	3.2 ~ 10.6	2000	600 ~ 2780	4.25	A	
25 + 25 + 60	110	1.93	1.93	4.64		8.50	3.2 ~ 10.6	2000	600 ~ 2780	4.25	A	
25 + 35 + 35	95	2.24	3.13	3.13		8.50	3.3 ~ 10.5	2120	640 ~ 2870	4.01	A	
25 + 35 + 42	102	2.08	2.92	3.50		8.50	3.3 ~ 10.5	2110	640 ~ 2860	4.03	A	
25 + 35 + 50	110	1.93	2.70	3.87		8.50	3.2 ~ 10.6	1980	600 ~ 2760	4.29	A	
25 + 42 + 42	109	1.94	3.28	3.28		8.50	3.3 ~ 10.5	2100	630 ~ 2860	4.05	A	
35 + 35 + 35	105	2.83	2.83	2.83		8.49	3.3 ~ 10.5	2060	630 ~ 2850	4.12	A	
35 + 35 + 42	112	2.66	2.66	3.18		8.50	3.3 ~ 10.5	2050	630 ~ 2800	4.15	A	

	Indoor unit capacity Heating	Annual Energy Consumption (kWh)	Current 230V (A)	ERP			Moisture Removal Volume l/h	
				Pdesign (kW)	SEER			Annual Consumption (kWh)
					W/W	CLASS		
	16 + 16 + 16	980	8.9	5.20	4.00	A+	1820	
	16 + 16 + 20	1095	9.9	5.20	4.00	A+	1820	
	16 + 16 + 25	1115	10.1	5.20	4.00	A+	1820	
	16 + 16 + 35	1080	9.8	5.20	4.00	A+	1820	
	16 + 16 + 42	1075	9.7	5.20	4.00	A+	1820	
	16 + 16 + 50	1010	9.1	5.20	4.00	A+	1820	
	16 + 16 + 60	1010	9.1	5.20	4.00	A+	1820	
	16 + 20 + 20	1110	10.0	5.20	4.00	A+	1820	
	16 + 20 + 25	1110	10.0	5.20	4.00	A+	1820	
	16 + 20 + 35	1075	9.7	5.20	4.00	A+	1820	
	16 + 20 + 42	1075	9.7	5.20	4.00	A+	1820	
	16 + 20 + 50	1005	9.1	5.20	4.00	A+	1820	
	16 + 20 + 60	1005	9.1	5.20	4.00	A+	1820	
	16 + 25 + 25	1110	10.0	5.20	4.00	A+	1820	
	16 + 25 + 35	1075	9.7	5.20	4.00	A+	1820	
	16 + 25 + 42	1075	9.7	5.20	4.00	A+	1820	
	16 + 25 + 50	1005	9.1	5.20	4.00	A+	1820	
	16 + 25 + 60	1005	9.1	5.20	4.00	A+	1820	
	16 + 35 + 35	1065	9.6	5.20	4.00	A+	1820	
	16 + 35 + 42	1060	9.6	5.20	4.00	A+	1820	
	16 + 35 + 50	995	9.0	5.20	4.00	A+	1820	
	16 + 35 + 60	995	9.0	5.20	4.00	A+	1820	
	16 + 42 + 42	1055	9.5	5.20	4.00	A+	1820	
	16 + 42 + 50	990	9.0	5.20	4.00	A+	1820	
	20 + 20 + 20	1085	9.8	5.20	4.00	A+	1820	
	20 + 20 + 25	1085	9.8	5.20	4.00	A+	1820	
	20 + 20 + 35	1075	9.7	5.20	4.00	A+	1820	
	20 + 20 + 42	1070	9.7	5.20	4.00	A+	1820	
	20 + 20 + 50	1000	9.0	5.20	4.00	A+	1820	
	20 + 20 + 60	1000	9.0	5.20	4.00	A+	1820	
	20 + 25 + 25	1085	9.8	5.20	4.00	A+	1820	
	20 + 25 + 35	1075	9.7	5.20	4.00	A+	1820	
	20 + 25 + 42	1070	9.7	5.20	4.00	A+	1820	
	20 + 25 + 50	1000	9.0	5.20	4.00	A+	1820	
	20 + 25 + 60	1000	9.0	5.20	4.00	A+	1820	
	20 + 35 + 35	1060	9.6	5.20	4.00	A+	1820	
	20 + 35 + 42	1055	9.5	5.20	4.00	A+	1820	
	20 + 35 + 50	990	9.0	5.20	4.00	A+	1820	
	20 + 35 + 60	990	9.0	5.20	4.00	A+	1820	
	20 + 42 + 42	1050	9.5	5.20	4.00	A+	1820	
	20 + 42 + 50	985	8.9	5.20	4.00	A+	1820	
	25 + 25 + 25	1085	9.8	5.20	4.00	A+	1820	
	25 + 25 + 35	1075	9.7	5.20	4.00	A+	1820	
	25 + 25 + 42	1070	9.7	5.20	4.00	A+	1820	
	25 + 25 + 50	1000	9.0	5.20	4.00	A+	1820	
	25 + 25 + 60	1000	9.0	5.20	4.00	A+	1820	
	25 + 35 + 35	1060	9.6	5.20	4.00	A+	1820	
	25 + 35 + 42	1055	9.5	5.20	4.00	A+	1820	
	25 + 35 + 50	990	9.0	5.20	4.00	A+	1820	
	25 + 42 + 42	1050	9.5	5.20	4.00	A+	1820	
	35 + 35 + 35	1030	9.3	5.20	4.00	A+	1820	
	35 + 35 + 42	1025	9.3	5.20	4.00	A+	1820	

3
Room

Indoor unit capacity Heating	Total	Heating Capacity (kW)						Input Power (W)		EER	
		Room A	Room B			Total	min ~ max	Rating	min ~ max	W/W	CLASS
16 + 16 + 16 + 16	64	2.12	2.12	2.12	2.12	8.48	3.0 ~ 10.6	1910	580 ~ 2690	4.44	A
16 + 16 + 16 + 20	68	2.00	2.00	2.00	2.50	8.50	3.0 ~ 10.6	1900	580 ~ 2680	4.47	A
16 + 16 + 16 + 25	73	1.86	1.86	1.86	2.92	8.50	3.0 ~ 10.6	1900	580 ~ 2680	4.47	A
16 + 16 + 16 + 35	83	1.64	1.64	1.64	3.58	8.50	3.0 ~ 10.6	1880	580 ~ 2660	4.52	A
16 + 16 + 16 + 42	90	1.51	1.51	1.51	3.97	8.50	3.0 ~ 10.6	1870	580 ~ 2650	4.55	A
16 + 16 + 16 + 50	98	1.39	1.39	1.39	4.33	8.50	3.0 ~ 10.6	1830	650 ~ 2550	4.64	A
16 + 16 + 16 + 60	108	1.26	1.26	1.26	4.72	8.50	3.0 ~ 10.6	1830	650 ~ 2550	4.64	A
16 + 16 + 20 + 20	72	1.89	1.89	2.36	2.36	8.50	3.1 ~ 10.6	1890	600 ~ 2670	4.50	A
16 + 16 + 20 + 25	77	1.77	1.77	2.20	2.76	8.50	3.1 ~ 10.6	1890	600 ~ 2670	4.50	A
16 + 16 + 20 + 35	87	1.56	1.56	1.95	3.43	8.50	3.0 ~ 10.6	1870	580 ~ 2650	4.55	A
16 + 16 + 20 + 42	94	1.45	1.45	1.80	3.80	8.50	3.0 ~ 10.6	1860	600 ~ 2640	4.57	A
16 + 16 + 20 + 50	102	1.33	1.33	1.67	4.17	8.50	3.0 ~ 10.6	1830	660 ~ 2540	4.64	A
16 + 16 + 20 + 60	112	1.21	1.21	1.52	4.56	8.50	3.0 ~ 10.6	1830	660 ~ 2540	4.64	A
16 + 16 + 25 + 25	82	1.66	1.66	2.59	2.59	8.50	3.1 ~ 10.6	1890	600 ~ 2670	4.50	A
16 + 16 + 25 + 35	92	1.48	1.48	2.31	3.23	8.50	3.0 ~ 10.6	1870	580 ~ 2650	4.55	A
16 + 16 + 25 + 42	99	1.37	1.37	2.15	3.61	8.50	3.0 ~ 10.6	1860	600 ~ 2640	4.57	A
16 + 16 + 25 + 50	107	1.27	1.27	1.99	3.97	8.50	3.0 ~ 10.6	1830	660 ~ 2540	4.64	A
16 + 16 + 35 + 35	102	1.33	1.33	2.92	2.92	8.50	3.0 ~ 10.6	1850	610 ~ 2620	4.59	A
16 + 16 + 35 + 42	109	1.25	1.25	2.72	3.28	8.50	3.0 ~ 10.6	1840	610 ~ 2610	4.62	A
16 + 20 + 20 + 20	76	1.78	2.24	2.24	2.24	8.50	3.1 ~ 10.6	1880	600 ~ 2670	4.52	A
16 + 20 + 20 + 25	81	1.68	2.10	2.10	2.62	8.50	3.1 ~ 10.6	1880	600 ~ 2670	4.52	A
16 + 20 + 20 + 35	91	1.49	1.87	1.87	3.27	8.50	3.0 ~ 10.6	1860	600 ~ 2640	4.57	A
16 + 20 + 20 + 42	98	1.39	1.73	1.73	3.65	8.50	3.0 ~ 10.6	1860	610 ~ 2630	4.57	A
16 + 20 + 20 + 50	106	1.28	1.60	1.60	4.02	8.50	3.0 ~ 10.6	1820	680 ~ 2530	4.67	A
16 + 20 + 25 + 25	86	1.58	1.98	2.47	2.47	8.50	3.1 ~ 10.6	1880	600 ~ 2670	4.52	A
16 + 20 + 25 + 35	96	1.42	1.77	2.21	3.10	8.50	3.0 ~ 10.6	1860	600 ~ 2640	4.57	A
16 + 20 + 25 + 42	103	1.32	1.65	2.06	3.47	8.50	3.0 ~ 10.6	1860	610 ~ 2630	4.57	A
16 + 20 + 25 + 50	111	1.23	1.53	1.91	3.83	8.50	3.0 ~ 10.6	1820	680 ~ 2530	4.67	A
16 + 20 + 35 + 35	106	1.28	1.60	2.81	2.81	8.50	3.0 ~ 10.6	1840	610 ~ 2610	4.62	A
16 + 20 + 35 + 42	113	1.20	1.50	2.63	3.17	8.50	3.0 ~ 10.6	1840	610 ~ 2610	4.62	A
16 + 25 + 25 + 25	91	1.48	2.34	2.34	2.34	8.50	3.1 ~ 10.6	1880	600 ~ 2670	4.52	A
16 + 25 + 25 + 35	101	1.35	2.10	2.10	2.95	8.50	3.0 ~ 10.6	1860	600 ~ 2640	4.57	A
16 + 25 + 25 + 42	108	1.25	1.97	1.97	3.31	8.50	3.0 ~ 10.6	1860	610 ~ 2630	4.57	A
16 + 25 + 35 + 35	111	1.23	1.91	2.68	2.68	8.50	3.0 ~ 10.6	1840	610 ~ 2610	4.62	A
20 + 20 + 20 + 20	80	2.12	2.12	2.12	2.12	8.48	3.1 ~ 10.6	1880	600 ~ 2660	4.51	A
20 + 20 + 20 + 25	85	2.00	2.00	2.00	2.50	8.50	3.1 ~ 10.6	1880	600 ~ 2660	4.52	A
20 + 20 + 20 + 35	95	1.79	1.79	1.79	3.13	8.50	3.0 ~ 10.6	1860	610 ~ 2630	4.57	A
20 + 20 + 20 + 42	102	1.67	1.67	1.67	3.49	8.50	3.0 ~ 10.6	1850	610 ~ 2620	4.59	A
20 + 20 + 20 + 50	110	1.55	1.55	1.55	3.85	8.50	3.0 ~ 10.6	1810	680 ~ 2520	4.70	A
20 + 20 + 25 + 25	90	1.89	1.89	2.36	2.36	8.50	3.1 ~ 10.6	1880	600 ~ 2660	4.52	A
20 + 20 + 25 + 35	100	1.70	1.70	2.12	2.98	8.50	3.0 ~ 10.6	1860	610 ~ 2630	4.57	A
20 + 20 + 25 + 42	107	1.59	1.59	1.98	3.34	8.50	3.0 ~ 10.6	1850	610 ~ 2620	4.59	A
20 + 20 + 25 + 50	115	1.48	1.48	1.84	3.70	8.50	3.0 ~ 10.6	1810	680 ~ 2520	4.70	A
20 + 20 + 35 + 35	110	1.55	1.55	2.70	2.70	8.50	3.0 ~ 10.6	1840	610 ~ 2610	4.62	A
20 + 25 + 25 + 25	95	1.78	2.24	2.24	2.24	8.50	3.1 ~ 10.6	1880	600 ~ 2660	4.52	A
20 + 25 + 25 + 35	105	1.62	2.02	2.02	2.84	8.50	3.0 ~ 10.6	1860	610 ~ 2630	4.57	A
20 + 25 + 25 + 42	112	1.51	1.90	1.90	3.19	8.50	3.0 ~ 10.6	1850	610 ~ 2620	4.59	A
20 + 25 + 35 + 35	115	1.47	1.85	2.59	2.59	8.50	3.0 ~ 10.6	1840	610 ~ 2610	4.62	A
25 + 25 + 25 + 25	100	2.12	2.12	2.12	2.12	8.48	3.1 ~ 10.6	1880	600 ~ 2660	4.51	A
25 + 25 + 25 + 35	110	1.93	1.93	1.93	2.71	8.50	3.0 ~ 10.6	1860	610 ~ 2630	4.57	A

4 Room

	Indoor unit capacity Heating	Annual Energy Consumption (kWh)	Current 230V (A)	ERP			Moisture Removal Volume l/h	
				Pdesign (kW)	SEER			Annual Consumption (kWh)
					W/W	CLASS		
4 Room	16 + 16 + 16 + 16	955	8.6	5.80	4.20	A+	1933	
	16 + 16 + 16 + 20	950	8.6	5.80	4.20	A+	1933	
	16 + 16 + 16 + 25	950	8.6	5.80	4.20	A+	1933	
	16 + 16 + 16 + 35	940	8.5	5.80	4.20	A+	1933	
	16 + 16 + 16 + 42	935	8.5	5.80	4.20	A+	1933	
	16 + 16 + 16 + 50	915	8.3	5.80	4.20	A+	1933	
	16 + 16 + 16 + 60	915	8.3	5.80	4.20	A+	1933	
	16 + 16 + 20 + 20	945	8.5	5.80	4.20	A+	1933	
	16 + 16 + 20 + 25	945	8.5	5.80	4.20	A+	1933	
	16 + 16 + 20 + 35	935	8.5	5.80	4.20	A+	1933	
	16 + 16 + 20 + 42	930	8.4	5.80	4.20	A+	1933	
	16 + 16 + 20 + 50	915	8.3	5.80	4.20	A+	1933	
	16 + 16 + 20 + 60	915	8.3	5.80	4.20	A+	1933	
	16 + 16 + 25 + 25	945	8.5	5.80	4.20	A+	1933	
	16 + 16 + 25 + 35	935	8.5	5.80	4.20	A+	1933	
	16 + 16 + 25 + 42	930	8.4	5.80	4.20	A+	1933	
	16 + 16 + 25 + 50	915	8.3	5.80	4.20	A+	1933	
	16 + 16 + 35 + 35	925	8.4	5.80	4.20	A+	1933	
	16 + 16 + 35 + 42	920	8.3	5.80	4.60	A++	1765	
	16 + 20 + 20 + 20	940	8.5	5.80	4.20	A+	1933	
	16 + 20 + 20 + 25	940	8.5	5.80	4.20	A+	1933	
	16 + 20 + 20 + 35	930	8.4	5.80	4.20	A+	1933	
	16 + 20 + 20 + 42	930	8.4	5.80	4.20	A+	1933	
	16 + 20 + 20 + 50	910	8.2	5.80	4.20	A+	1933	
	16 + 20 + 25 + 25	940	8.5	5.80	4.20	A+	1933	
	16 + 20 + 25 + 35	930	8.4	5.80	4.20	A+	1933	
	16 + 20 + 25 + 42	930	8.4	5.80	4.20	A+	1933	
	16 + 20 + 25 + 50	910	8.2	5.80	4.20	A+	1933	
	16 + 20 + 35 + 35	920	8.3	5.80	4.60	A++	1765	
	16 + 20 + 35 + 42	920	8.3	5.80	4.60	A++	1765	
	16 + 25 + 25 + 25	940	8.5	5.80	4.20	A+	1933	
	16 + 25 + 25 + 35	930	8.4	5.80	4.20	A+	1933	
	16 + 25 + 25 + 42	930	8.4	5.80	4.20	A+	1933	
	16 + 25 + 35 + 35	920	8.3	5.80	4.60	A++	1765	
	20 + 20 + 20 + 20	940	8.5	5.80	4.20	A+	1933	
	20 + 20 + 20 + 25	940	8.5	5.80	4.20	A+	1933	
	20 + 20 + 20 + 35	930	8.4	5.80	4.20	A+	1933	
	20 + 20 + 20 + 42	925	8.4	5.80	4.20	A+	1933	
	20 + 20 + 20 + 50	905	8.2	5.80	4.20	A+	1933	
	20 + 20 + 25 + 25	940	8.5	5.80	4.20	A+	1933	
20 + 20 + 25 + 35	930	8.4	5.80	4.20	A+	1933		
20 + 20 + 25 + 42	925	8.4	5.80	4.20	A+	1933		
20 + 20 + 25 + 50	905	8.2	5.80	4.20	A+	1933		
20 + 20 + 35 + 35	920	8.3	5.80	4.60	A++	1765		
20 + 25 + 25 + 25	940	8.5	5.80	4.20	A+	1933		
20 + 25 + 25 + 35	930	8.4	5.80	4.20	A+	1933		
20 + 25 + 25 + 42	925	8.4	5.80	4.20	A+	1933		
20 + 25 + 35 + 35	920	8.3	5.80	4.60	A++	1765		
25 + 25 + 25 + 25	940	8.5	5.80	4.20	A+	1933		
25 + 25 + 25 + 35	930	8.4	5.80	4.20	A+	1933		

- Indoor Unit : Combination of all wall mount series (CS-MZ / Z / XZ / MTZ / TZ / TE)
- Outdoor Unit : CU-4Z68TBE

Indoor unit capacity Cooling	Total	Cooling Capacity (kW)						Input Power (W)		EER		
		Room A	Room B			Total	min ~ max	Rating	min ~ max	WW	CLASS	
1 Room	16	16	1.60				1.60	1.3 ~ 2.3	420	250 ~ 660	3.81	A
	20	20	2.00				2.00	1.8 ~ 2.9	520	340 ~ 830	3.85	A
	25	25	2.50				2.50	1.8 ~ 2.9	650	340 ~ 830	3.85	A
	35	35	3.50				3.50	1.8 ~ 3.8	960	340 ~ 1380	3.65	A
	42	42	4.20				4.20	1.8 ~ 4.3	1390	340 ~ 2010	3.02	B
	50	50	5.00				5.00	1.9 ~ 5.7	1570	340 ~ 2150	3.18	B
	60	60	6.00				6.00	1.9 ~ 6.2	2050	340 ~ 2350	2.93	C
2 Room	16 + 16	32	1.60	1.60			3.20	1.9 ~ 6.4	600	270 ~ 2160	5.33	A
	16 + 20	36	1.60	2.00			3.60	1.9 ~ 6.4	730	270 ~ 2120	4.93	A
	16 + 25	41	1.60	2.50			4.10	1.9 ~ 6.4	870	270 ~ 2120	4.71	A
	16 + 35	51	1.60	3.50			5.10	1.9 ~ 6.9	1290	270 ~ 2520	3.95	A
	16 + 42	58	1.60	4.20			5.80	1.9 ~ 6.9	1650	270 ~ 2480	3.52	A
	16 + 50	66	1.60	5.00			6.60	2.0 ~ 7.5	1860	280 ~ 2560	3.55	A
	16 + 60	76	1.43	5.37			6.80	2.0 ~ 7.5	1990	280 ~ 2560	3.42	A
	20 + 20	40	2.00	2.00			4.00	1.9 ~ 6.4	840	270 ~ 2080	4.76	A
	20 + 25	45	2.00	2.50			4.50	1.9 ~ 6.4	1020	270 ~ 2080	4.41	A
	20 + 35	55	2.00	3.50			5.50	1.9 ~ 6.9	1470	270 ~ 2480	3.74	A
	20 + 42	62	2.00	4.20			6.20	1.9 ~ 6.9	1890	270 ~ 2440	3.28	A
	20 + 50	70	1.94	4.86			6.80	2.0 ~ 7.5	1990	280 ~ 2520	3.42	A
	20 + 60	80	1.70	5.10			6.80	2.0 ~ 7.5	1990	280 ~ 2520	3.42	A
	25 + 25	50	2.50	2.50			5.00	1.9 ~ 6.8	1250	270 ~ 2470	4.00	A
	25 + 35	60	2.50	3.50			6.00	1.9 ~ 6.9	1770	270 ~ 2480	3.39	A
	25 + 42	67	2.50	4.20			6.70	1.9 ~ 6.9	2320	270 ~ 2440	2.89	C
	25 + 50	75	2.27	4.53			6.80	1.9 ~ 7.5	1990	260 ~ 2520	3.42	A
	25 + 60	85	2.00	4.80			6.80	1.9 ~ 7.5	1990	260 ~ 2520	3.42	A
	35 + 35	70	3.40	3.40			6.80	1.9 ~ 7.0	2330	270 ~ 2440	2.92	C
	35 + 42	77	3.09	3.71			6.80	1.9 ~ 7.1	2280	270 ~ 2540	2.98	C
	35 + 50	85	2.80	4.00			6.80	2.0 ~ 7.6	1910	280 ~ 2520	3.56	A
35 + 60	95	2.51	4.29			6.80	2.0 ~ 7.6	1910	280 ~ 2520	3.56	A	
42 + 42	84	3.40	3.40			6.80	1.9 ~ 7.1	2290	260 ~ 2490	2.97	C	
42 + 50	92	3.10	3.70			6.80	2.0 ~ 7.6	1910	280 ~ 2480	3.56	A	
42 + 60	102	2.80	4.00			6.80	2.0 ~ 7.6	1910	280 ~ 2480	3.56	A	
50 + 50	100	3.40	3.40			6.80	2.1 ~ 8.1	1700	320 ~ 2540	4.00	A	
50 + 60	110	3.09	3.71			6.80	2.1 ~ 8.1	1700	320 ~ 2540	4.00	A	

	Indoor unit capacity Cooling	Annual Energy Consumption (kWh)	Current 230V (A)	ERP			Annual Consumption (kWh)	Moisture Removal Volume lh
				Pdesign (kW)	SEER			
					W/W	CLASS		
1 Room	16	210	2.1	-	-	-	-	1.0
	20	260	2.6	-	-	-	-	1.3
	25	325	3.2	-	-	-	-	1.5
	35	480	4.6	-	-	-	-	2.0
	42	695	6.5	-	-	-	-	2.4
	50	785	7.3	-	-	-	-	2.7
	60	1025	9.3	-	-	-	-	3.3
2 Room	16 + 16	300	3.0	3.20	6.10	A++	184	1.0 + 1.0
	16 + 20	365	3.5	3.60	6.10	A++	207	1.0 + 1.3
	16 + 25	435	4.1	4.10	6.10	A++	235	1.0 + 1.5
	16 + 35	645	5.9	5.10	6.10	A++	293	1.0 + 2.0
	16 + 42	825	7.5	5.80	6.10	A++	333	1.0 + 2.4
	16 + 50	930	8.4	6.60	6.50	A++	355	1.0 + 2.7
	16 + 60	995	9.0	6.80	6.50	A++	366	0.9 + 2.9
	20 + 20	420	4.0	4.00	6.10	A++	230	1.3 + 1.3
	20 + 25	510	4.8	4.50	6.10	A++	258	1.3 + 1.5
	20 + 35	735	6.7	5.50	6.10	A++	316	1.3 + 2.0
	20 + 42	945	8.5	6.20	6.10	A++	356	1.3 + 2.4
	20 + 50	995	9.0	6.80	6.50	A++	366	1.3 + 2.6
	20 + 60	995	9.0	6.80	6.50	A++	366	1.1 + 2.8
	25 + 25	625	5.7	5.00	6.10	A++	287	1.5 + 1.5
	25 + 35	885	8.0	6.00	6.10	A++	344	1.5 + 2.0
	25 + 42	1160	10.5	6.70	6.10	A++	384	1.5 + 2.4
	25 + 50	995	9.0	6.80	6.50	A++	366	1.5 + 2.5
	25 + 60	995	9.0	6.80	6.50	A++	366	1.3 + 2.6
	35 + 35	1165	10.5	6.80	6.10	A++	390	1.9 + 1.9
	35 + 42	1140	10.3	6.80	6.10	A++	390	1.7 + 2.2
	35 + 50	955	8.6	6.80	6.50	A++	366	1.6 + 2.3
35 + 60	955	8.6	6.80	6.50	A++	366	1.5 + 2.4	
42 + 42	1145	10.4	6.80	6.10	A++	390	1.9 + 1.9	
42 + 50	955	8.6	6.80	6.50	A++	366	1.7 + 2.2	
42 + 60	955	8.6	6.80	6.50	A++	366	1.6 + 2.3	
50 + 50	850	7.8	6.80	6.50	A++	366	1.9 + 1.9	
50 + 60	850	7.8	6.80	6.50	A++	366	1.7 + 2.2	

Indoor unit capacity Cooling	Total	Cooling Capacity (kW)					Input Power (W)		EER		
		Room A	Room B			Total	min ~ max	Rating	min ~ max	W/W	CLASS
16 + 16 + 16	48	1.60	1.60	1.60		4.80	1.9 ~ 8.0	1050	270 ~ 2560	4.57	A
16 + 16 + 20	52	1.60	1.60	2.00		5.20	1.9 ~ 8.0	1190	270 ~ 2520	4.37	A
16 + 16 + 25	57	1.60	1.60	2.50		5.70	1.9 ~ 8.0	1420	270 ~ 2520	4.01	A
16 + 16 + 35	67	1.60	1.60	3.50		6.70	1.9 ~ 8.0	1880	270 ~ 2430	3.56	A
16 + 16 + 42	74	1.47	1.47	3.86		6.80	1.9 ~ 8.1	1920	270 ~ 2520	3.54	A
16 + 16 + 50	82	1.33	1.33	4.14		6.80	2.0 ~ 8.5	1790	320 ~ 2480	3.80	A
16 + 16 + 60	92	1.18	1.18	4.44		6.80	2.0 ~ 8.5	1790	320 ~ 2480	3.80	A
16 + 20 + 20	56	1.60	2.00	2.00		5.60	1.9 ~ 8.0	1340	270 ~ 2520	4.18	A
16 + 20 + 25	61	1.60	2.00	2.50		6.10	1.9 ~ 8.0	1580	270 ~ 2520	3.86	A
16 + 20 + 35	71	1.53	1.92	3.35		6.80	1.9 ~ 8.0	1920	270 ~ 2430	3.54	A
16 + 20 + 42	78	1.39	1.74	3.67		6.80	1.9 ~ 8.1	1920	270 ~ 2480	3.54	A
16 + 20 + 50	86	1.27	1.58	3.95		6.80	2.0 ~ 8.5	1740	320 ~ 2480	3.91	A
16 + 20 + 60	96	1.13	1.42	4.25		6.80	2.0 ~ 8.5	1740	320 ~ 2480	3.91	A
16 + 25 + 25	66	1.60	2.50	2.50		6.60	1.9 ~ 8.0	1830	270 ~ 2520	3.61	A
16 + 25 + 35	76	1.43	2.24	3.13		6.80	1.9 ~ 8.0	1920	270 ~ 2430	3.54	A
16 + 25 + 42	83	1.31	2.05	3.44		6.80	1.9 ~ 8.1	1920	270 ~ 2480	3.54	A
16 + 25 + 50	91	1.19	1.87	3.74		6.80	2.0 ~ 8.5	1740	320 ~ 2480	3.91	A
16 + 25 + 60	101	1.08	1.68	4.04		6.80	2.0 ~ 8.5	1740	320 ~ 2480	3.91	A
16 + 35 + 35	86	1.26	2.77	2.77		6.80	1.9 ~ 8.1	1880	290 ~ 2430	3.62	A
16 + 35 + 42	93	1.17	2.56	3.07		6.80	1.9 ~ 8.2	1880	290 ~ 2480	3.62	A
16 + 35 + 50	101	1.07	2.36	3.37		6.80	2.0 ~ 8.5	1740	340 ~ 2440	3.91	A
16 + 35 + 60	111	0.98	2.14	3.68		6.80	2.0 ~ 8.5	1740	340 ~ 2440	3.91	A
16 + 42 + 42	100	1.08	2.86	2.86		6.80	1.9 ~ 8.2	1880	290 ~ 2480	3.62	A
16 + 42 + 50	108	1.01	2.64	3.15		6.80	2.0 ~ 8.5	1740	340 ~ 2390	3.91	A
20 + 20 + 20	60	2.00	2.00	2.00		6.00	1.9 ~ 8.0	1540	270 ~ 2470	3.90	A
20 + 20 + 25	65	2.00	2.00	2.50		6.50	1.9 ~ 8.0	1790	270 ~ 2470	3.63	A
20 + 20 + 35	75	1.81	1.81	3.18		6.80	1.9 ~ 8.0	1920	270 ~ 2380	3.54	A
20 + 20 + 42	82	1.66	1.66	3.48		6.80	1.9 ~ 8.1	1880	290 ~ 2480	3.62	A
20 + 20 + 50	90	1.51	1.51	3.78		6.80	2.0 ~ 8.5	1740	340 ~ 2440	3.91	A
20 + 20 + 60	100	1.36	1.36	4.08		6.80	2.0 ~ 8.5	1740	340 ~ 2440	3.91	A
20 + 25 + 25	70	1.94	2.43	2.43		6.80	1.9 ~ 8.0	1920	270 ~ 2470	3.54	A
20 + 25 + 35	80	1.69	2.13	2.98		6.80	1.9 ~ 8.0	1920	270 ~ 2380	3.54	A
20 + 25 + 42	87	1.56	1.95	3.29		6.80	1.9 ~ 8.1	1880	290 ~ 2480	3.62	A
20 + 25 + 50	95	1.43	1.79	3.58		6.80	2.0 ~ 8.5	1740	340 ~ 2440	3.91	A
20 + 25 + 60	105	1.29	1.62	3.89		6.80	2.0 ~ 8.5	1740	340 ~ 2440	3.91	A
20 + 35 + 35	90	1.52	2.64	2.64		6.80	1.9 ~ 8.1	1880	290 ~ 2390	3.62	A
20 + 35 + 42	97	1.40	2.45	2.95		6.80	1.9 ~ 8.2	1880	290 ~ 2480	3.62	A
20 + 35 + 50	105	1.29	2.27	3.24		6.80	2.0 ~ 8.5	1740	340 ~ 2390	3.91	A
20 + 35 + 60	115	1.18	2.07	3.55		6.80	2.0 ~ 8.5	1740	340 ~ 2390	3.91	A
20 + 42 + 42	104	1.30	2.75	2.75		6.80	1.9 ~ 8.2	1830	290 ~ 2430	3.72	A
20 + 42 + 50	112	1.21	2.55	3.04		6.80	2.0 ~ 8.5	1740	340 ~ 2390	3.91	A
25 + 25 + 25	75	2.26	2.26	2.26		6.78	1.9 ~ 8.0	1920	270 ~ 2470	3.53	A
25 + 25 + 35	85	2.00	2.00	2.80		6.80	1.9 ~ 8.0	1920	270 ~ 2380	3.54	A
25 + 25 + 42	92	1.85	1.85	3.10		6.80	1.9 ~ 8.1	1880	290 ~ 2480	3.62	A
25 + 25 + 50	100	1.70	1.70	3.40		6.80	2.0 ~ 8.5	1740	340 ~ 2440	3.91	A
25 + 25 + 60	110	1.55	1.55	3.70		6.80	2.0 ~ 8.5	1740	340 ~ 2440	3.91	A
25 + 35 + 35	95	1.78	2.51	2.51		6.80	1.9 ~ 8.1	1880	290 ~ 2390	3.62	A
25 + 35 + 42	102	1.67	2.33	2.80		6.80	1.9 ~ 8.2	1880	290 ~ 2480	3.62	A
25 + 35 + 50	110	1.55	2.16	3.09		6.80	2.0 ~ 8.5	1740	340 ~ 2390	3.91	A
25 + 42 + 42	109	1.56	2.62	2.62		6.80	1.9 ~ 8.2	1830	290 ~ 2430	3.72	A
35 + 35 + 35	105	2.26	2.26	2.26		6.78	1.9 ~ 8.2	1830	290 ~ 2390	3.70	A
35 + 35 + 42	112	2.13	2.13	2.54		6.80	1.9 ~ 8.2	1830	290 ~ 2390	3.72	A

3 Room

	Indoor unit capacity Cooling	Annual Energy Consumption (kWh)	Current 230V (A)	ERP			Moisture Removal Volume l/h	
				Pdesign (kW)	SEER			Annual Consumption (kWh)
					W/W	CLASS		
3 Room	16 + 16 + 16	525	4.8	4.80	8.00	A++	210	1.0 + 1.0 + 1.0
	16 + 16 + 20	595	5.5	5.20	8.00	A++	228	1.0 + 1.0 + 1.3
	16 + 16 + 25	710	6.5	5.70	8.00	A++	249	1.0 + 1.0 + 1.5
	16 + 16 + 35	940	8.5	6.70	8.00	A++	293	1.0 + 1.0 + 2.0
	16 + 16 + 42	960	8.7	6.80	8.00	A++	298	0.9 + 0.9 + 2.3
	16 + 16 + 50	895	8.1	6.80	8.00	A++	298	0.8 + 0.8 + 2.4
	16 + 16 + 60	895	8.1	6.80	8.00	A++	298	0.7 + 0.7 + 2.5
	16 + 20 + 20	670	6.1	5.60	8.00	A++	245	1.0 + 1.3 + 1.3
	16 + 20 + 25	790	7.2	6.10	8.00	A++	267	1.0 + 1.3 + 1.5
	16 + 20 + 35	960	8.7	6.80	8.00	A++	298	1.0 + 1.2 + 1.9
	16 + 20 + 42	960	8.7	6.80	8.00	A++	298	0.9 + 1.1 + 2.1
	16 + 20 + 50	870	8.0	6.80	8.00	A++	298	0.8 + 1.0 + 2.3
	16 + 20 + 60	870	8.0	6.80	8.00	A++	298	0.7 + 0.9 + 2.4
	16 + 25 + 25	915	8.3	6.60	8.00	A++	289	1.0 + 1.5 + 1.5
	16 + 25 + 35	960	8.7	6.80	8.00	A++	298	0.9 + 1.5 + 1.8
	16 + 25 + 42	960	8.7	6.80	8.00	A++	298	0.8 + 1.3 + 2.0
	16 + 25 + 50	870	8.0	6.80	8.00	A++	298	0.7 + 1.2 + 2.2
	16 + 25 + 60	870	8.0	6.80	8.00	A++	298	0.7 + 1.1 + 2.3
	16 + 35 + 35	940	8.5	6.80	8.00	A++	298	0.8 + 1.6 + 1.6
	16 + 35 + 42	940	8.5	6.80	8.00	A++	298	0.7 + 1.6 + 1.7
	16 + 35 + 50	870	8.0	6.80	8.00	A++	298	0.7 + 1.5 + 1.9
	16 + 35 + 60	870	8.0	6.80	8.00	A++	298	0.7 + 1.4 + 2.1
	16 + 42 + 42	940	8.5	6.80	8.00	A++	298	0.7 + 1.7 + 1.7
	16 + 42 + 50	870	8.0	6.80	8.00	A++	298	0.7 + 1.6 + 1.8
	20 + 20 + 20	770	7.0	6.00	8.00	A++	263	1.3 + 1.3 + 1.3
	20 + 20 + 25	895	8.1	6.50	8.00	A++	284	1.3 + 1.3 + 1.5
	20 + 20 + 35	960	8.7	6.80	8.00	A++	298	1.2 + 1.2 + 1.8
	20 + 20 + 42	940	8.5	6.80	8.00	A++	298	1.1 + 1.1 + 2.0
	20 + 20 + 50	870	8.0	6.80	8.00	A++	298	1.0 + 1.0 + 2.2
	20 + 20 + 60	870	8.0	6.80	8.00	A++	298	0.9 + 0.9 + 2.3
	20 + 25 + 25	960	8.7	6.80	8.00	A++	298	1.3 + 1.5 + 1.5
	20 + 25 + 35	960	8.7	6.80	8.00	A++	298	1.1 + 1.4 + 1.7
	20 + 25 + 42	940	8.5	6.80	8.00	A++	298	1.0 + 1.3 + 1.9
	20 + 25 + 50	870	8.0	6.80	8.00	A++	298	0.9 + 1.2 + 2.1
	20 + 25 + 60	870	8.0	6.80	8.00	A++	298	0.8 + 1.0 + 2.3
	20 + 35 + 35	940	8.5	6.80	8.00	A++	298	1.0 + 1.6 + 1.6
	20 + 35 + 42	940	8.5	6.80	8.00	A++	298	0.9 + 1.5 + 1.7
	20 + 35 + 50	870	8.0	6.80	8.00	A++	298	0.8 + 1.5 + 1.8
	20 + 35 + 60	870	8.0	6.80	8.00	A++	298	0.7 + 1.3 + 2.1
	20 + 42 + 42	915	8.3	6.80	8.00	A++	298	0.8 + 1.6 + 1.6
	20 + 42 + 50	870	8.0	6.80	8.00	A++	298	0.8 + 1.6 + 1.7
	25 + 25 + 25	960	8.7	6.78	8.00	A++	297	1.5 + 1.5 + 1.5
25 + 25 + 35	960	8.7	6.80	8.00	A++	298	1.3 + 1.3 + 1.6	
25 + 25 + 42	940	8.5	6.80	8.00	A++	298	1.2 + 1.2 + 1.7	
25 + 25 + 50	870	8.0	6.80	8.00	A++	298	1.1 + 1.1 + 1.9	
25 + 25 + 60	870	8.0	6.80	8.00	A++	298	1.0 + 1.0 + 2.2	
25 + 35 + 35	940	8.5	6.80	8.00	A++	298	1.1 + 1.5 + 1.5	
25 + 35 + 42	940	8.5	6.80	8.00	A++	298	1.1 + 1.5 + 1.6	
25 + 35 + 50	870	8.0	6.80	8.00	A++	298	1.0 + 1.4 + 1.7	
25 + 42 + 42	915	8.3	6.80	8.00	A++	298	1.0 + 1.6 + 1.6	
35 + 35 + 35	915	8.3	6.78	8.00	A++	297	1.5 + 1.5 + 1.5	
35 + 35 + 42	915	8.3	6.80	8.00	A++	298	1.4 + 1.4 + 1.6	

Indoor unit capacity Cooling		Total	Cooling Capacity (kW)						Input Power (W)		EER	
			Room A	Room B			Total	min ~ max	Rating	min ~ max	WW	CLASS
4 Room	16 + 16 + 16 + 16	64	1.65	1.65	1.65	1.65	6.60	1.9 ~ 8.7	1550	340 ~ 2460	4.26	A
	16 + 16 + 16 + 20	68	1.60	1.60	1.60	2.00	6.80	1.9 ~ 8.8	1630	340 ~ 2550	4.17	A
	16 + 16 + 16 + 25	73	1.49	1.49	1.49	2.33	6.80	1.9 ~ 8.8	1630	340 ~ 2550	4.17	A
	16 + 16 + 16 + 35	83	1.31	1.31	1.31	2.87	6.80	1.9 ~ 8.8	1630	340 ~ 2460	4.17	A
	16 + 16 + 16 + 42	90	1.21	1.21	1.21	3.17	6.80	1.9 ~ 8.8	1590	340 ~ 2460	4.28	A
	16 + 16 + 16 + 50	98	1.11	1.11	1.11	3.47	6.80	1.9 ~ 8.8	1590	400 ~ 2320	4.28	A
	16 + 16 + 16 + 60	108	1.01	1.01	1.01	3.77	6.80	1.9 ~ 8.8	1590	400 ~ 2320	4.28	A
	16 + 16 + 20 + 20	72	1.51	1.51	1.89	1.89	6.80	1.9 ~ 8.8	1630	340 ~ 2510	4.17	A
	16 + 16 + 20 + 25	77	1.41	1.41	1.77	2.21	6.80	1.9 ~ 8.8	1630	340 ~ 2510	4.17	A
	16 + 16 + 20 + 35	87	1.25	1.25	1.56	2.74	6.80	1.9 ~ 8.8	1590	340 ~ 2460	4.28	A
	16 + 16 + 20 + 42	94	1.16	1.16	1.44	3.04	6.80	1.9 ~ 8.8	1590	370 ~ 2460	4.28	A
	16 + 16 + 20 + 50	102	1.07	1.07	1.33	3.33	6.80	1.9 ~ 8.8	1590	400 ~ 2280	4.28	A
	16 + 16 + 20 + 60	112	0.97	0.97	1.21	3.65	6.80	1.9 ~ 8.8	1590	400 ~ 2280	4.28	A
	16 + 16 + 25 + 25	82	1.33	1.33	2.07	2.07	6.80	1.9 ~ 8.8	1630	340 ~ 2510	4.17	A
	16 + 16 + 25 + 35	92	1.18	1.18	1.85	2.59	6.80	1.9 ~ 8.8	1590	340 ~ 2460	4.28	A
	16 + 16 + 25 + 42	99	1.10	1.10	1.72	2.88	6.80	1.9 ~ 8.8	1590	370 ~ 2460	4.28	A
	16 + 16 + 25 + 50	107	1.02	1.02	1.58	3.18	6.80	1.9 ~ 8.8	1590	400 ~ 2280	4.28	A
	16 + 16 + 35 + 35	102	1.07	1.07	2.33	2.33	6.80	1.9 ~ 8.8	1590	370 ~ 2410	4.28	A
	16 + 16 + 35 + 42	109	1.00	1.00	2.18	2.62	6.80	1.9 ~ 8.8	1590	370 ~ 2410	4.28	A
	16 + 20 + 20 + 20	76	1.43	1.79	1.79	1.79	6.80	1.9 ~ 8.8	1630	340 ~ 2510	4.17	A
	16 + 20 + 20 + 25	81	1.34	1.68	1.68	2.10	6.80	1.9 ~ 8.8	1630	340 ~ 2510	4.17	A
	16 + 20 + 20 + 35	91	1.20	1.49	1.49	2.62	6.80	1.9 ~ 8.8	1590	370 ~ 2460	4.28	A
	16 + 20 + 20 + 42	98	1.11	1.39	1.39	2.91	6.80	1.9 ~ 8.8	1590	370 ~ 2460	4.28	A
	16 + 20 + 20 + 50	106	1.03	1.28	1.28	3.21	6.80	1.9 ~ 8.8	1590	420 ~ 2280	4.28	A
	16 + 20 + 25 + 25	86	1.26	1.58	1.98	1.98	6.80	1.9 ~ 8.8	1630	340 ~ 2510	4.17	A
	16 + 20 + 25 + 35	96	1.13	1.42	1.77	2.48	6.80	1.9 ~ 8.8	1590	370 ~ 2460	4.28	A
	16 + 20 + 25 + 42	103	1.06	1.32	1.65	2.77	6.80	1.9 ~ 8.8	1590	370 ~ 2460	4.28	A
	16 + 20 + 25 + 50	111	0.98	1.23	1.53	3.06	6.80	1.9 ~ 8.8	1590	420 ~ 2280	4.28	A
	16 + 20 + 35 + 35	106	1.02	1.28	2.25	2.25	6.80	1.9 ~ 8.8	1590	370 ~ 2410	4.28	A
	16 + 20 + 35 + 42	113	0.96	1.20	2.11	2.53	6.80	1.9 ~ 8.8	1590	370 ~ 2410	4.28	A
	16 + 25 + 25 + 25	91	1.19	1.87	1.87	1.87	6.80	1.9 ~ 8.8	1630	340 ~ 2510	4.17	A
	16 + 25 + 25 + 35	101	1.08	1.68	1.68	2.36	6.80	1.9 ~ 8.8	1590	370 ~ 2460	4.28	A
	16 + 25 + 25 + 42	108	1.01	1.57	1.57	2.65	6.80	1.9 ~ 8.8	1590	370 ~ 2460	4.28	A
	16 + 25 + 35 + 35	111	0.98	1.54	2.14	2.14	6.80	1.9 ~ 8.8	1590	370 ~ 2410	4.28	A
	20 + 20 + 20 + 20	80	1.70	1.70	1.70	1.70	6.80	1.9 ~ 8.8	1630	340 ~ 2460	4.17	A
20 + 20 + 20 + 25	85	1.60	1.60	1.60	2.00	6.80	1.9 ~ 8.8	1630	340 ~ 2460	4.17	A	
20 + 20 + 20 + 35	95	1.43	1.43	1.43	2.51	6.80	1.9 ~ 8.8	1590	370 ~ 2410	4.28	A	
20 + 20 + 20 + 42	102	1.33	1.33	1.33	2.81	6.80	1.9 ~ 8.8	1590	370 ~ 2410	4.28	A	
20 + 20 + 20 + 50	110	1.24	1.24	1.24	3.08	6.80	1.9 ~ 8.8	1590	420 ~ 2280	4.28	A	
20 + 20 + 25 + 25	90	1.51	1.51	1.89	1.89	6.80	1.9 ~ 8.8	1630	340 ~ 2460	4.17	A	
20 + 20 + 25 + 35	100	1.36	1.36	1.70	2.38	6.80	1.9 ~ 8.8	1590	370 ~ 2410	4.28	A	
20 + 20 + 25 + 42	107	1.27	1.27	1.59	2.67	6.80	1.9 ~ 8.8	1590	370 ~ 2410	4.28	A	
20 + 20 + 25 + 50	115	1.18	1.18	1.48	2.96	6.80	1.9 ~ 8.8	1590	420 ~ 2280	4.28	A	
20 + 20 + 35 + 35	110	1.24	1.24	2.16	2.16	6.80	1.9 ~ 8.8	1590	370 ~ 2410	4.28	A	
20 + 25 + 25 + 25	95	1.43	1.79	1.79	1.79	6.80	1.9 ~ 8.8	1630	340 ~ 2460	4.17	A	
20 + 25 + 25 + 35	105	1.29	1.62	1.62	2.27	6.80	1.9 ~ 8.8	1590	370 ~ 2410	4.28	A	
20 + 25 + 25 + 42	112	1.21	1.52	1.52	2.55	6.80	1.9 ~ 8.8	1590	370 ~ 2410	4.28	A	
20 + 25 + 35 + 35	115	1.18	1.48	2.07	2.07	6.80	1.9 ~ 8.8	1590	370 ~ 2410	4.28	A	
25 + 25 + 25 + 25	100	1.70	1.70	1.70	1.70	6.80	1.9 ~ 8.8	1630	340 ~ 2460	4.17	A	
25 + 25 + 25 + 35	110	1.55	1.55	1.55	2.15	6.80	1.9 ~ 8.8	1590	370 ~ 2410	4.28	A	

	Indoor unit capacity Cooling	Annual Energy Consumption (kWh)	Current 230V (A)	ERP			Moisture Removal Volume lh	
				Pdesign (kW)	SEER			Annual Consumption (kWh)
					W/W	CLASS		
4 Room	16 + 16 + 16 + 16	775	7.0	6.60	8.00	A++	289	1.1 + 1.1 + .1.1 + 1.1
	16 + 16 + 16 + 20	815	7.4	6.80	8.00	A++	298	1.0 + 1.0 + 1.0 + 1.3
	16 + 16 + 16 + 25	815	7.4	6.80	8.00	A++	298	0.9 + 0.9 + 0.9 + 1.5
	16 + 16 + 16 + 35	815	7.4	6.80	8.00	A++	298	0.8 + 0.8 + 0.8 + 1.7
	16 + 16 + 16 + 42	795	7.2	6.80	8.00	A++	298	0.8 + 0.8 + 0.8 + 1.8
	16 + 16 + 16 + 50	795	7.2	6.80	8.00	A++	298	0.7 + 0.7 + 0.7 + 2.0
	16 + 16 + 16 + 60	795	7.2	6.80	8.00	A++	298	0.7 + 0.7 + 0.7 + 2.2
	16 + 16 + 20 + 20	815	7.4	6.80	8.00	A++	298	1.0 + 1.0 + 1.2 + 1.2
	16 + 16 + 20 + 25	815	7.4	6.80	8.00	A++	298	0.9 + 0.9 + 1.1 + 1.4
	16 + 16 + 20 + 35	795	7.2	6.80	8.00	A++	298	0.8 + 0.8 + 1.0 + 1.6
	16 + 16 + 20 + 42	795	7.2	6.80	8.00	A++	298	0.7 + 0.7 + 0.9 + 1.7
	16 + 16 + 20 + 50	795	7.2	6.80	8.00	A++	298	0.7 + 0.7 + 0.8 + 1.9
	16 + 16 + 20 + 60	795	7.2	6.80	8.00	A++	298	0.7 + 0.7 + 0.8 + 2.1
	16 + 16 + 25 + 25	815	7.4	6.80	8.00	A++	298	0.8 + 0.8 + 1.3 + 1.3
	16 + 16 + 25 + 35	795	7.2	6.80	8.00	A++	298	0.7 + 0.7 + 1.2 + 1.6
	16 + 16 + 25 + 42	795	7.2	6.80	8.00	A++	298	0.7 + 0.7 + 1.1 + 1.7
	16 + 16 + 25 + 50	795	7.2	6.80	8.00	A++	298	0.7 + 0.7 + 1.0 + 1.8
	16 + 16 + 35 + 35	795	7.2	6.80	8.00	A++	298	0.7 + 0.7 + 1.5 + 1.5
	16 + 16 + 35 + 42	795	7.2	6.80	8.00	A++	298	0.7 + 0.7 + 1.4 + 1.6
	16 + 20 + 20 + 20	815	7.4	6.80	8.00	A++	298	0.9 + 1.2 + 1.2 + 1.2
	16 + 20 + 20 + 25	815	7.4	6.80	8.00	A++	298	0.8 + 1.1 + 1.1 + 1.4
	16 + 20 + 20 + 35	795	7.2	6.80	8.00	A++	298	0.7 + 0.9 + 0.9 + 1.6
	16 + 20 + 20 + 42	795	7.2	6.80	8.00	A++	298	0.7 + 0.9 + 0.9 + 1.7
	16 + 20 + 20 + 50	795	7.2	6.80	8.00	A++	298	0.7 + 0.8 + 0.8 + 1.8
	16 + 20 + 25 + 25	815	7.4	6.80	8.00	A++	298	0.8 + 1.0 + 1.3 + 1.3
	16 + 20 + 25 + 35	795	7.2	6.80	8.00	A++	298	0.7 + 0.9 + 1.1 + 1.5
	16 + 20 + 25 + 42	795	7.2	6.80	8.00	A++	298	0.7 + 0.8 + 1.1 + 1.6
	16 + 20 + 25 + 50	795	7.2	6.80	8.00	A++	298	0.7 + 0.8 + 1.0 + 1.7
	16 + 20 + 35 + 35	795	7.2	6.80	8.00	A++	298	0.7 + 0.8 + 1.5 + 1.5
	16 + 20 + 35 + 42	795	7.2	6.80	8.00	A++	298	0.7 + 0.7 + 1.4 + 1.6
	16 + 25 + 25 + 25	815	7.4	6.80	8.00	A++	298	0.7 + 1.2 + 1.2 + 1.2
	16 + 25 + 25 + 35	795	7.2	6.80	8.00	A++	298	0.7 + 1.1 + 1.1 + 1.5
	16 + 25 + 25 + 42	795	7.2	6.80	8.00	A++	298	0.7 + 1.0 + 1.0 + 1.6
	16 + 25 + 35 + 35	795	7.2	6.80	8.00	A++	298	0.7 + 1.0 + 1.4 + 1.4
	20 + 20 + 20 + 20	815	7.4	6.80	8.00	A++	298	1.1 + 1.1 + 1.1 + 1.1
	20 + 20 + 20 + 25	815	7.4	6.80	8.00	A++	298	1.0 + 1.0 + 1.0 + 1.3
	20 + 20 + 20 + 35	795	7.2	6.80	8.00	A++	298	0.9 + 0.9 + 0.9 + 1.5
	20 + 20 + 20 + 42	795	7.2	6.80	8.00	A++	298	0.8 + 0.8 + 0.8 + 1.6
	20 + 20 + 20 + 50	795	7.2	6.80	8.00	A++	298	0.8 + 0.8 + 0.8 + 1.7
	20 + 20 + 25 + 25	815	7.4	6.80	8.00	A++	298	1.0 + 1.0 + 1.2 + 1.2
20 + 20 + 25 + 35	795	7.2	6.80	8.00	A++	298	0.9 + 0.9 + 1.1 + 1.5	
20 + 20 + 25 + 42	795	7.2	6.80	8.00	A++	298	0.8 + 0.8 + 1.0 + 1.6	
20 + 20 + 25 + 50	795	7.2	6.80	8.00	A++	298	0.7 + 0.7 + 0.9 + 1.7	
20 + 20 + 35 + 35	795	7.2	6.80	8.00	A++	298	0.8 + 0.8 + 1.4 + 1.4	
20 + 25 + 25 + 25	815	7.4	6.80	8.00	A++	298	0.9 + 1.2 + 1.2 + 1.2	
20 + 25 + 25 + 35	795	7.2	6.80	8.00	A++	298	0.8 + 1.0 + 1.0 + 1.5	
20 + 25 + 25 + 42	795	7.2	6.80	8.00	A++	298	0.8 + 1.0 + 1.0 + 1.6	
20 + 25 + 35 + 35	795	7.2	6.80	8.00	A++	298	0.7 + 0.9 + 1.3 + 1.3	
25 + 25 + 25 + 25	815	7.4	6.80	8.00	A++	298	1.1 + 1.1 + 1.1 + 1.1	
25 + 25 + 25 + 35	795	7.2	6.80	8.00	A++	298	1.0 + 1.0 + 1.0 + 1.4	

Indoor unit capacity Heating	Total	Heating Capacity (kW)						Input Power (W)		EER		
		Room A	Room B			Total	min ~ max	Rating	min ~ max	W/W	CLASS	
1 Room	16	16	2.60				2.60	1.2 ~ 3.2	640	300 ~ 1000	4.06	A
	20	20	3.20				3.20	1.2 ~ 4.1	780	300 ~ 1270	4.10	A
	25	25	3.60				3.60	1.2 ~ 4.3	980	300 ~ 1270	3.67	A
	35	35	4.50				4.50	1.2 ~ 5.8	1270	300 ~ 2140	3.54	B
	42	42	5.60				5.60	1.2 ~ 6.8	1760	300 ~ 2970	3.18	D
	50	50	6.80				6.80	1.2 ~ 6.9	2140	300 ~ 2560	3.18	D
	60	60	8.50				8.50	1.3 ~ 9.0	2440	620 ~ 2590	3.48	B
2 Room	16 + 16	32	2.60	2.60			5.20	2.7 ~ 9.8	1380	660 ~ 3090	3.77	A
	16 + 20	36	2.58	3.22			5.80	2.7 ~ 9.8	1560	650 ~ 3100	3.72	A
	16 + 25	41	2.42	3.78			6.20	2.7 ~ 9.8	1690	650 ~ 3100	3.67	A
	16 + 35	51	2.23	4.87			7.10	2.7 ~ 9.9	1980	630 ~ 3100	3.59	B
	16 + 42	58	2.26	5.94			8.20	2.7 ~ 9.9	2410	630 ~ 3100	3.40	B
	16 + 50	66	2.06	6.44			8.50	2.8 ~ 10.2	2340	560 ~ 3070	3.63	A
	16 + 60	76	1.79	6.71			8.50	2.8 ~ 10.2	2340	560 ~ 3070	3.63	A
	20 + 20	40	3.20	3.20			6.40	2.7 ~ 9.8	1750	640 ~ 3100	3.66	A
	20 + 25	45	3.02	3.78			6.80	2.7 ~ 9.8	1880	640 ~ 3100	3.62	A
	20 + 35	55	2.80	4.90			7.70	2.7 ~ 9.9	2190	630 ~ 3100	3.52	B
	20 + 42	62	2.74	5.76			8.50	2.7 ~ 9.9	2520	620 ~ 3110	3.37	C
	20 + 50	70	2.43	6.07			8.50	2.8 ~ 10.2	2340	560 ~ 3070	3.63	A
	20 + 60	80	2.12	6.38			8.50	2.8 ~ 10.2	2340	560 ~ 3070	3.63	A
	25 + 25	50	3.60	3.60			7.20	2.7 ~ 9.8	2020	640 ~ 3100	3.56	B
	25 + 35	60	3.37	4.73			8.10	2.7 ~ 9.9	2330	630 ~ 3100	3.48	B
	25 + 42	67	3.17	5.33			8.50	2.7 ~ 9.9	2520	620 ~ 3110	3.37	C
	25 + 50	75	2.83	5.67			8.50	2.8 ~ 10.2	2340	560 ~ 3070	3.63	A
	25 + 60	85	2.50	6.00			8.50	2.8 ~ 10.2	2340	560 ~ 3070	3.63	A
	35 + 35	70	4.25	4.25			8.50	2.8 ~ 10.0	2470	640 ~ 3100	3.44	B
	35 + 42	77	3.86	4.64			8.50	2.8 ~ 10.0	2470	600 ~ 3100	3.44	B
	35 + 50	85	3.50	5.00			8.50	2.8 ~ 10.3	2280	540 ~ 3050	3.73	A
35 + 60	95	3.13	5.37			8.50	2.8 ~ 10.3	2280	540 ~ 3050	3.73	A	
42 + 42	84	4.25	4.25			8.50	2.8 ~ 10.0	2460	600 ~ 3060	3.46	B	
42 + 50	92	3.88	4.62			8.50	2.8 ~ 10.3	2270	540 ~ 3040	3.74	A	
42 + 60	102	3.50	5.00			8.50	2.8 ~ 10.3	2270	540 ~ 3040	3.74	A	
50 + 50	100	4.25	4.25			8.50	2.8 ~ 10.5	2130	510 ~ 2950	3.99	A	
50 + 60	110	3.86	4.64			8.50	2.8 ~ 10.5	2130	510 ~ 2950	3.99	A	

	Indoor unit capacity Heating	Annual Energy Consumption (kWh)	Current 230V (A)	ERP			Annual Consumption (kWh)	Moisture Removal Volume l/h
				Pdesign (kW)	SEER			
					W/W	CLASS		
1 Room	16	320	3.1	-	-	-	-	
	20	390	3.8	-	-	-	-	
	25	490	4.9	-	-	-	-	
	35	635	6.2	-	-	-	-	
	42	880	8.1	-	-	-	-	
	50	1070	9.9	-	-	-	-	
	60	1220	11.3	-	-	-	-	
2 Room	16 + 16	690	6.3	3.80	3.80	A	1400	
	16 + 20	780	7.1	3.80	3.80	A	1400	
	16 + 25	845	7.7	3.80	3.80	A	1400	
	16 + 35	990	9.0	4.30	3.80	A	1584	
	16 + 42	1205	10.9	4.30	3.80	A	1584	
	16 + 50	1170	10.6	4.50	3.80	A	1658	
	16 + 60	1170	10.6	4.80	3.80	A	1768	
	20 + 20	875	7.9	3.80	3.80	A	1400	
	20 + 25	940	8.5	3.80	3.80	A	1400	
	20 + 35	1095	9.9	4.30	3.80	A	1584	
	20 + 42	1260	11.4	4.30	3.80	A	1584	
	20 + 50	1170	10.6	4.50	3.80	A	1658	
	20 + 60	1170	10.6	4.80	3.80	A	1768	
	25 + 25	1010	9.1	4.00	3.80	A	1474	
	25 + 35	1165	10.5	4.30	3.80	A	1584	
	25 + 42	1260	11.4	4.30	3.80	A	1584	
	25 + 50	1170	10.6	4.50	3.80	A	1658	
	25 + 60	1170	10.6	4.80	3.80	A	1768	
	35 + 35	1235	11.2	4.80	3.80	A	1768	
	35 + 42	1235	11.2	4.80	3.80	A	1768	
	35 + 50	1140	10.3	4.80	3.80	A	1768	
	35 + 60	1140	10.3	4.80	3.80	A	1768	
42 + 42	1230	11.1	4.80	3.80	A	1768		
42 + 50	1135	10.3	5.10	3.80	A	1879		
42 + 60	1135	10.3	5.10	3.80	A	1879		
50 + 50	1065	9.6	5.10	3.80	A	1879		
50 + 60	1065	9.6	5.10	3.80	A	1879		

Indoor unit capacity Heating	Total	Heating Capacity (kW)					Input Power (W)		EER		
		Room A	Room B			Total	min ~ max	Rating	min ~ max	WW	CLASS
16 + 16 + 16	48	2.60	2.60	2.60		7.80	3.3 ~ 10.4	2080	640 ~ 3070	3.75	A
16 + 16 + 20	52	2.58	2.58	3.24		8.40	3.3 ~ 10.4	2310	640 ~ 3060	3.64	A
16 + 16 + 25	57	2.39	2.39	3.72		8.50	3.3 ~ 10.4	2350	640 ~ 3060	3.62	A
16 + 16 + 35	67	2.03	2.03	4.44		8.50	3.3 ~ 10.4	2280	630 ~ 3040	3.73	A
16 + 16 + 42	74	1.84	1.84	4.82		8.50	3.3 ~ 10.5	2270	620 ~ 3070	3.74	A
16 + 16 + 50	82	1.66	1.66	5.18		8.50	3.2 ~ 10.6	2140	600 ~ 2920	3.97	A
16 + 16 + 60	92	1.48	1.48	5.54		8.50	3.2 ~ 10.6	2140	600 ~ 2920	3.97	A
16 + 20 + 20	56	2.42	3.04	3.04		8.50	3.3 ~ 10.4	2340	630 ~ 3050	3.63	A
16 + 20 + 25	61	2.23	2.79	3.48		8.50	3.3 ~ 10.4	2340	630 ~ 3050	3.63	A
16 + 20 + 35	71	1.92	2.39	4.19		8.50	3.3 ~ 10.4	2270	620 ~ 2980	3.74	A
16 + 20 + 42	78	1.74	2.18	4.58		8.50	3.3 ~ 10.5	2270	620 ~ 3020	3.74	A
16 + 20 + 50	86	1.58	1.98	4.94		8.50	3.2 ~ 10.6	2130	600 ~ 2910	3.99	A
16 + 20 + 60	96	1.42	1.77	5.31		8.50	3.2 ~ 10.6	2130	600 ~ 2910	3.99	A
16 + 25 + 25	66	2.06	3.22	3.22		8.50	3.3 ~ 10.4	2340	630 ~ 3050	3.63	A
16 + 25 + 35	76	1.79	2.80	3.91		8.50	3.3 ~ 10.4	2270	620 ~ 2980	3.74	A
16 + 25 + 42	83	1.64	2.56	4.30		8.50	3.3 ~ 10.5	2270	620 ~ 3020	3.74	A
16 + 25 + 50	91	1.49	2.34	4.67		8.50	3.2 ~ 10.6	2130	600 ~ 2910	3.99	A
16 + 25 + 60	101	1.35	2.10	5.05		8.50	3.2 ~ 10.6	2130	600 ~ 2910	3.99	A
16 + 35 + 35	86	1.58	3.46	3.46		8.50	3.3 ~ 10.5	2250	640 ~ 3000	3.78	A
16 + 35 + 42	93	1.46	3.20	3.84		8.50	3.3 ~ 10.5	2240	640 ~ 2990	3.79	A
16 + 35 + 50	101	1.34	2.95	4.21		8.50	3.2 ~ 10.6	2110	600 ~ 2890	4.03	A
16 + 35 + 60	111	1.23	2.68	4.59		8.50	3.2 ~ 10.6	2110	600 ~ 2890	4.03	A
16 + 42 + 42	100	1.36	3.57	3.57		8.50	3.3 ~ 10.5	2230	640 ~ 2980	3.81	A
16 + 42 + 50	108	1.25	3.31	3.94		8.50	3.2 ~ 10.6	2100	600 ~ 2880	4.05	A
20 + 20 + 20	60	2.83	2.83	2.83		8.49	3.3 ~ 10.4	2290	630 ~ 3040	3.71	A
20 + 20 + 25	65	2.62	2.62	3.26		8.50	3.3 ~ 10.4	2290	630 ~ 3040	3.71	A
20 + 20 + 35	75	2.27	2.27	3.96		8.50	3.3 ~ 10.4	2270	620 ~ 2970	3.74	A
20 + 20 + 42	82	2.07	2.07	4.36		8.50	3.3 ~ 10.5	2260	620 ~ 3010	3.76	A
20 + 20 + 50	90	1.89	1.89	4.72		8.50	3.2 ~ 10.6	2120	600 ~ 2900	4.01	A
20 + 20 + 60	100	1.70	1.70	5.10		8.50	3.2 ~ 10.6	2120	600 ~ 2900	4.01	A
20 + 25 + 25	70	2.42	3.04	3.04		8.50	3.3 ~ 10.4	2290	630 ~ 3040	3.71	A
20 + 25 + 35	80	2.12	2.66	3.72		8.50	3.3 ~ 10.4	2270	620 ~ 2970	3.74	A
20 + 25 + 42	87	1.95	2.44	4.11		8.50	3.3 ~ 10.5	2260	620 ~ 3010	3.76	A
20 + 25 + 50	95	1.79	2.24	4.47		8.50	3.2 ~ 10.6	2120	600 ~ 2900	4.01	A
20 + 25 + 60	105	1.62	2.02	4.86		8.50	3.2 ~ 10.6	2120	600 ~ 2900	4.01	A
20 + 35 + 35	90	1.88	3.31	3.31		8.50	3.3 ~ 10.5	2240	640 ~ 2990	3.79	A
20 + 35 + 42	97	1.75	3.07	3.68		8.50	3.3 ~ 10.5	2230	640 ~ 2980	3.81	A
20 + 35 + 50	105	1.62	2.83	4.05		8.50	3.2 ~ 10.6	2100	600 ~ 2880	4.05	A
20 + 35 + 60	115	1.48	2.59	4.43		8.50	3.2 ~ 10.6	2100	600 ~ 2880	4.05	A
20 + 42 + 42	104	1.64	3.43	3.43		8.50	3.3 ~ 10.5	2220	630 ~ 2980	3.83	A
20 + 42 + 50	112	1.52	3.19	3.79		8.50	3.2 ~ 10.6	2090	620 ~ 2870	4.07	A
25 + 25 + 25	75	2.83	2.83	2.83		8.49	3.3 ~ 10.4	2290	630 ~ 3040	3.71	A
25 + 25 + 35	85	2.50	2.50	3.50		8.50	3.3 ~ 10.4	2270	620 ~ 2970	3.74	A
25 + 25 + 42	92	2.31	2.31	3.88		8.50	3.3 ~ 10.5	2260	620 ~ 3010	3.76	A
25 + 25 + 50	100	2.13	2.13	4.24		8.50	3.2 ~ 10.6	2120	600 ~ 2900	4.01	A
25 + 25 + 60	110	1.93	1.93	4.64		8.50	3.2 ~ 10.6	2120	600 ~ 2900	4.01	A
25 + 35 + 35	95	2.24	3.13	3.13		8.50	3.3 ~ 10.5	2240	640 ~ 2990	3.79	A
25 + 35 + 42	102	2.08	2.92	3.50		8.50	3.3 ~ 10.5	2230	640 ~ 2980	3.81	A
25 + 35 + 50	110	1.93	2.70	3.87		8.50	3.2 ~ 10.6	2100	600 ~ 2880	4.05	A
25 + 42 + 42	109	1.94	3.28	3.28		8.50	3.3 ~ 10.5	2220	630 ~ 2980	3.83	A
35 + 35 + 35	105	2.83	2.83	2.83		8.49	3.3 ~ 10.5	2180	630 ~ 2970	3.89	A
35 + 35 + 42	112	2.66	2.66	3.18		8.50	3.3 ~ 10.5	2170	630 ~ 2920	3.92	A

3
Room

	Indoor unit capacity Heating	Annual Energy Consumption (kWh)	Current 230V (A)	ERP			Moisture Removal Volume l/h	
				Pdesign (kW)	SEER			Annual Consumption (kWh)
					W/W	CLASS		
3 Room	16 + 16 + 16	1040	9.4	5.20	4.00	A+	1820	
	16 + 16 + 20	1155	10.4	5.20	4.00	A+	1820	
	16 + 16 + 25	1175	10.6	5.20	4.00	A+	1820	
	16 + 16 + 35	1140	10.3	5.20	4.00	A+	1820	
	16 + 16 + 42	1135	10.3	5.20	4.00	A+	1820	
	16 + 16 + 50	1070	9.7	5.20	4.00	A+	1820	
	16 + 16 + 60	1070	9.7	5.20	4.00	A+	1820	
	16 + 20 + 20	1170	10.6	5.20	4.00	A+	1820	
	16 + 20 + 25	1170	10.6	5.20	4.00	A+	1820	
	16 + 20 + 35	1135	10.3	5.20	4.00	A+	1820	
	16 + 20 + 42	1135	10.3	5.20	4.00	A+	1820	
	16 + 20 + 50	1065	9.6	5.20	4.00	A+	1820	
	16 + 20 + 60	1065	9.6	5.20	4.00	A+	1820	
	16 + 25 + 25	1170	10.6	5.20	4.00	A+	1820	
	16 + 25 + 35	1135	10.3	5.20	4.00	A+	1820	
	16 + 25 + 42	1135	10.3	5.20	4.00	A+	1820	
	16 + 25 + 50	1065	9.6	5.20	4.00	A+	1820	
	16 + 25 + 60	1065	9.6	5.20	4.00	A+	1820	
	16 + 35 + 35	1125	10.2	5.20	4.00	A+	1820	
	16 + 35 + 42	1120	10.1	5.20	4.00	A+	1820	
	16 + 35 + 50	1055	9.5	5.20	4.00	A+	1820	
	16 + 35 + 60	1055	9.5	5.20	4.00	A+	1820	
	16 + 42 + 42	1115	10.1	5.20	4.00	A+	1820	
	16 + 42 + 50	1050	9.5	5.20	4.00	A+	1820	
	20 + 20 + 20	1145	10.4	5.20	4.00	A+	1820	
	20 + 20 + 25	1145	10.4	5.20	4.00	A+	1820	
	20 + 20 + 35	1135	10.3	5.20	4.00	A+	1820	
	20 + 20 + 42	1130	10.2	5.20	4.00	A+	1820	
	20 + 20 + 50	1060	9.6	5.20	4.00	A+	1820	
	20 + 20 + 60	1060	9.6	5.20	4.00	A+	1820	
	20 + 25 + 25	1145	10.4	5.20	4.00	A+	1820	
	20 + 25 + 35	1135	10.3	5.20	4.00	A+	1820	
	20 + 25 + 42	1130	10.2	5.20	4.00	A+	1820	
	20 + 25 + 50	1060	9.6	5.20	4.00	A+	1820	
	20 + 25 + 60	1060	9.6	5.20	4.00	A+	1820	
	20 + 35 + 35	1120	10.1	5.20	4.00	A+	1820	
	20 + 35 + 42	1115	10.1	5.20	4.00	A+	1820	
	20 + 35 + 50	1050	9.5	5.20	4.00	A+	1820	
	20 + 35 + 60	1050	9.5	5.20	4.00	A+	1820	
	20 + 42 + 42	1110	10.0	5.20	4.00	A+	1820	
	20 + 42 + 50	1045	9.5	5.20	4.00	A+	1820	
	25 + 25 + 25	1145	10.4	5.20	4.00	A+	1820	
25 + 25 + 35	1135	10.3	5.20	4.00	A+	1820		
25 + 25 + 42	1130	10.2	5.20	4.00	A+	1820		
25 + 25 + 50	1060	9.6	5.20	4.00	A+	1820		
25 + 25 + 60	1060	9.6	5.20	4.00	A+	1820		
25 + 35 + 35	1120	10.1	5.20	4.00	A+	1820		
25 + 35 + 42	1115	10.1	5.20	4.00	A+	1820		
25 + 35 + 50	1050	9.5	5.20	4.00	A+	1820		
25 + 42 + 42	1110	10.0	5.20	4.00	A+	1820		
35 + 35 + 35	1090	9.9	5.20	4.00	A+	1820		
35 + 35 + 42	1085	9.8	5.20	4.00	A+	1820		

Indoor unit capacity Heating	Total	Heating Capacity (kW)						Input Power (W)		EER	
		Room A	Room B			Total	min ~ max	Rating	min ~ max	W/W	CLASS
16 + 16 + 16 + 16	64	2.12	2.12	2.12	2.12	8.48	3.0 ~ 10.6	2070	580 ~ 2850	4.10	A
16 + 16 + 16 + 20	68	2.00	2.00	2.00	2.50	8.50	3.0 ~ 10.6	2060	580 ~ 2840	4.13	A
16 + 16 + 16 + 25	73	1.86	1.86	1.86	2.92	8.50	3.0 ~ 10.6	2060	580 ~ 2840	4.13	A
16 + 16 + 16 + 35	83	1.64	1.64	1.64	3.58	8.50	3.0 ~ 10.6	2040	580 ~ 2820	4.17	A
16 + 16 + 16 + 42	90	1.51	1.51	1.51	3.97	8.50	3.0 ~ 10.6	2030	580 ~ 2810	4.19	A
16 + 16 + 16 + 50	98	1.39	1.39	1.39	4.33	8.50	3.0 ~ 10.6	1990	650 ~ 2710	4.27	A
16 + 16 + 16 + 60	108	1.26	1.26	1.26	4.72	8.50	3.0 ~ 10.6	1990	650 ~ 2710	4.27	A
16 + 16 + 20 + 20	72	1.89	1.89	2.36	2.36	8.50	3.1 ~ 10.6	2050	600 ~ 2830	4.15	A
16 + 16 + 20 + 25	77	1.77	1.77	2.20	2.76	8.50	3.1 ~ 10.6	2050	600 ~ 2830	4.15	A
16 + 16 + 20 + 35	87	1.56	1.56	1.95	3.43	8.50	3.0 ~ 10.6	2030	580 ~ 2810	4.19	A
16 + 16 + 20 + 42	94	1.45	1.45	1.80	3.80	8.50	3.0 ~ 10.6	2020	600 ~ 2800	4.21	A
16 + 16 + 20 + 50	102	1.33	1.33	1.67	4.17	8.50	3.0 ~ 10.6	1990	660 ~ 2700	4.27	A
16 + 16 + 20 + 60	112	1.21	1.21	1.52	4.56	8.50	3.0 ~ 10.6	1990	660 ~ 2700	4.27	A
16 + 16 + 25 + 25	82	1.66	1.66	2.59	2.59	8.50	3.1 ~ 10.6	2050	600 ~ 2830	4.15	A
16 + 16 + 25 + 35	92	1.48	1.48	2.31	3.23	8.50	3.0 ~ 10.6	2030	580 ~ 2810	4.19	A
16 + 16 + 25 + 42	99	1.37	1.37	2.15	3.61	8.50	3.0 ~ 10.6	2020	600 ~ 2800	4.21	A
16 + 16 + 25 + 50	107	1.27	1.27	1.99	3.97	8.50	3.0 ~ 10.6	1990	660 ~ 2700	4.27	A
16 + 16 + 35 + 35	102	1.33	1.33	2.92	2.92	8.50	3.0 ~ 10.6	2010	610 ~ 2780	4.23	A
16 + 16 + 35 + 42	109	1.25	1.25	2.72	3.28	8.50	3.0 ~ 10.6	2000	610 ~ 2770	4.25	A
16 + 20 + 20 + 20	76	1.78	2.24	2.24	2.24	8.50	3.1 ~ 10.6	2040	600 ~ 2830	4.17	A
16 + 20 + 20 + 25	81	1.68	2.10	2.10	2.62	8.50	3.1 ~ 10.6	2040	600 ~ 2830	4.17	A
16 + 20 + 20 + 35	91	1.49	1.87	1.87	3.27	8.50	3.0 ~ 10.6	2020	600 ~ 2800	4.21	A
16 + 20 + 20 + 42	98	1.39	1.73	1.73	3.65	8.50	3.0 ~ 10.6	2020	610 ~ 2790	4.21	A
16 + 20 + 20 + 50	106	1.28	1.60	1.60	4.02	8.50	3.0 ~ 10.6	1980	680 ~ 2690	4.29	A
16 + 20 + 25 + 25	86	1.58	1.98	2.47	2.47	8.50	3.1 ~ 10.6	2040	600 ~ 2830	4.17	A
16 + 20 + 25 + 35	96	1.42	1.77	2.21	3.10	8.50	3.0 ~ 10.6	2020	600 ~ 2800	4.21	A
16 + 20 + 25 + 42	103	1.32	1.65	2.06	3.47	8.50	3.0 ~ 10.6	2020	610 ~ 2790	4.21	A
16 + 20 + 25 + 50	111	1.23	1.53	1.91	3.83	8.50	3.0 ~ 10.6	1980	680 ~ 2690	4.29	A
16 + 20 + 35 + 35	106	1.28	1.60	2.81	2.81	8.50	3.0 ~ 10.6	2000	610 ~ 2770	4.25	A
16 + 20 + 35 + 42	113	1.20	1.50	2.63	3.17	8.50	3.0 ~ 10.6	2000	610 ~ 2770	4.25	A
16 + 25 + 25 + 25	91	1.48	2.34	2.34	2.34	8.50	3.1 ~ 10.6	2040	600 ~ 2830	4.17	A
16 + 25 + 25 + 35	101	1.35	2.10	2.10	2.95	8.50	3.0 ~ 10.6	2020	600 ~ 2800	4.21	A
16 + 25 + 25 + 42	108	1.25	1.97	1.97	3.31	8.50	3.0 ~ 10.6	2020	610 ~ 2790	4.21	A
16 + 25 + 35 + 35	111	1.23	1.91	2.68	2.68	8.50	3.0 ~ 10.6	2000	610 ~ 2770	4.25	A
20 + 20 + 20 + 20	80	2.12	2.12	2.12	2.12	8.48	3.1 ~ 10.6	2040	600 ~ 2820	4.16	A
20 + 20 + 20 + 25	85	2.00	2.00	2.00	2.50	8.50	3.1 ~ 10.6	2040	600 ~ 2820	4.17	A
20 + 20 + 20 + 35	95	1.79	1.79	1.79	3.13	8.50	3.0 ~ 10.6	2020	610 ~ 2790	4.21	A
20 + 20 + 20 + 42	102	1.67	1.67	1.67	3.49	8.50	3.0 ~ 10.6	2010	610 ~ 2780	4.23	A
20 + 20 + 20 + 50	110	1.55	1.55	1.55	3.85	8.50	3.0 ~ 10.6	1970	680 ~ 2680	4.31	A
20 + 20 + 25 + 25	90	1.89	1.89	2.36	2.36	8.50	3.1 ~ 10.6	2040	600 ~ 2820	4.17	A
20 + 20 + 25 + 35	100	1.70	1.70	2.12	2.98	8.50	3.0 ~ 10.6	2020	610 ~ 2790	4.21	A
20 + 20 + 25 + 42	107	1.59	1.59	1.98	3.34	8.50	3.0 ~ 10.6	2010	610 ~ 2780	4.23	A
20 + 20 + 25 + 50	115	1.48	1.48	1.84	3.70	8.50	3.0 ~ 10.6	1970	680 ~ 2680	4.31	A
20 + 20 + 35 + 35	110	1.55	1.55	2.70	2.70	8.50	3.0 ~ 10.6	2000	610 ~ 2770	4.25	A
20 + 25 + 25 + 25	95	1.78	2.24	2.24	2.24	8.50	3.1 ~ 10.6	2040	600 ~ 2820	4.17	A
20 + 25 + 25 + 35	105	1.62	2.02	2.02	2.84	8.50	3.0 ~ 10.6	2020	610 ~ 2790	4.21	A
20 + 25 + 25 + 42	112	1.51	1.90	1.90	3.19	8.50	3.0 ~ 10.6	2010	610 ~ 2780	4.23	A
20 + 25 + 35 + 35	115	1.47	1.85	2.59	2.59	8.50	3.0 ~ 10.6	2000	610 ~ 2770	4.25	A
25 + 25 + 25 + 25	100	2.12	2.12	2.12	2.12	8.48	3.1 ~ 10.6	2040	600 ~ 2820	4.16	A
25 + 25 + 25 + 35	110	1.93	1.93	1.93	2.71	8.50	3.0 ~ 10.6	2020	610 ~ 2790	4.21	A

4 Room

	Indoor unit capacity Heating	Annual Energy Consumption (kWh)	Current 230V (A)	ERP			Moisture Removal Volume l/h	
				Pdesign (kW)	SEER			Annual Consumption (kWh)
					W/W	CLASS		
4 Room	16 + 16 + 16 + 16	1035	9.4	5.80	4.20	A+	1933	
	16 + 16 + 16 + 20	1030	9.3	5.80	4.20	A+	1933	
	16 + 16 + 16 + 25	1030	9.3	5.80	4.20	A+	1933	
	16 + 16 + 16 + 35	1020	9.2	5.80	4.20	A+	1933	
	16 + 16 + 16 + 42	1015	9.2	5.80	4.20	A+	1933	
	16 + 16 + 16 + 50	995	9.0	5.80	4.20	A+	1933	
	16 + 16 + 16 + 60	995	9.0	5.80	4.20	A+	1933	
	16 + 16 + 20 + 20	1025	9.3	5.80	4.20	A+	1933	
	16 + 16 + 20 + 25	1025	9.3	5.80	4.20	A+	1933	
	16 + 16 + 20 + 35	1015	9.2	5.80	4.20	A+	1933	
	16 + 16 + 20 + 42	1010	9.1	5.80	4.20	A+	1933	
	16 + 16 + 20 + 50	995	9.0	5.80	4.20	A+	1933	
	16 + 16 + 20 + 60	995	9.0	5.80	4.20	A+	1933	
	16 + 16 + 25 + 25	1025	9.3	5.80	4.20	A+	1933	
	16 + 16 + 25 + 35	1015	9.2	5.80	4.20	A+	1933	
	16 + 16 + 25 + 42	1010	9.1	5.80	4.20	A+	1933	
	16 + 16 + 25 + 50	995	9.0	5.80	4.20	A+	1933	
	16 + 16 + 35 + 35	1005	9.1	5.80	4.20	A+	1933	
	16 + 16 + 35 + 42	1000	9.0	5.80	4.20	A+	1933	
	16 + 20 + 20 + 20	1020	9.2	5.80	4.20	A+	1933	
	16 + 20 + 20 + 25	1020	9.2	5.80	4.20	A+	1933	
	16 + 20 + 20 + 35	1010	9.1	5.80	4.20	A+	1933	
	16 + 20 + 20 + 42	1010	9.1	5.80	4.20	A+	1933	
	16 + 20 + 20 + 50	990	9.0	5.80	4.20	A+	1933	
	16 + 20 + 25 + 25	1020	9.2	5.80	4.20	A+	1933	
	16 + 20 + 25 + 35	1010	9.1	5.80	4.20	A+	1933	
	16 + 20 + 25 + 42	1010	9.1	5.80	4.20	A+	1933	
	16 + 20 + 25 + 50	990	9.0	5.80	4.20	A+	1933	
	16 + 20 + 35 + 35	1000	9.0	5.80	4.20	A+	1933	
	16 + 20 + 35 + 42	1000	9.0	5.80	4.20	A+	1933	
	16 + 25 + 25 + 25	1020	9.2	5.80	4.20	A+	1933	
	16 + 25 + 25 + 35	1010	9.1	5.80	4.20	A+	1933	
	16 + 25 + 25 + 42	1010	9.1	5.80	4.20	A+	1933	
	16 + 25 + 35 + 35	1000	9.0	5.80	4.20	A+	1933	
	20 + 20 + 20 + 20	1020	9.2	5.80	4.20	A+	1933	
20 + 20 + 20 + 25	1020	9.2	5.80	4.20	A+	1933		
20 + 20 + 20 + 35	1010	9.1	5.80	4.20	A+	1933		
20 + 20 + 20 + 42	1005	9.1	5.80	4.20	A+	1933		
20 + 20 + 20 + 50	985	8.9	5.80	4.20	A+	1933		
20 + 20 + 25 + 25	1020	9.2	5.80	4.20	A+	1933		
20 + 20 + 25 + 35	1010	9.1	5.80	4.20	A+	1933		
20 + 20 + 25 + 42	1005	9.1	5.80	4.20	A+	1933		
20 + 20 + 25 + 50	985	8.9	5.80	4.20	A+	1933		
20 + 20 + 35 + 35	1000	9.0	5.80	4.20	A+	1933		
20 + 25 + 25 + 25	1020	9.2	5.80	4.20	A+	1933		
20 + 25 + 25 + 35	1010	9.1	5.80	4.20	A+	1933		
20 + 25 + 25 + 42	1005	9.1	5.80	4.20	A+	1933		
20 + 25 + 35 + 35	1000	9.0	5.80	4.20	A+	1933		
25 + 25 + 25 + 25	1020	9.2	5.80	4.20	A+	1933		
25 + 25 + 25 + 35	1010	9.1	5.80	4.20	A+	1933		

- Indoor Unit : Combination of all type of wall and non-wall series (CS-MZ / Z / XZ / MTZ / TZ / TE / E)
- Outdoor Unit : CU-4Z68TBE

Indoor unit capacity Cooling	Total	Cooling Capacity (kW)						Input Power (W)		EER		
		Room A	Room B			Total	min ~ max	Rating	min ~ max	WW	CLASS	
1 Room	16	16	1.60				1.60	1.3 ~ 2.3	450	250 ~ 690	3.56	A
	20	20	2.00				2.00	1.8 ~ 2.9	550	340 ~ 860	3.64	A
	25	25	2.50				2.50	1.8 ~ 2.9	680	340 ~ 860	3.68	A
	35	35	3.50				3.50	1.8 ~ 3.8	990	340 ~ 1410	3.54	A
	42	42	4.20				4.20	1.8 ~ 4.3	1420	340 ~ 2040	2.96	C
	50	50	5.00				5.00	1.9 ~ 5.7	1600	340 ~ 2180	3.13	B
	60	60	6.00				6.00	1.9 ~ 6.2	2080	340 ~ 2380	2.88	C
2 Room	16 + 16	32	1.60	1.60			3.20	1.9 ~ 6.4	660	270 ~ 2220	4.85	A
	16 + 20	36	1.60	2.00			3.60	1.9 ~ 6.4	790	270 ~ 2180	4.56	A
	16 + 25	41	1.60	2.50			4.10	1.9 ~ 6.4	930	270 ~ 2180	4.41	A
	16 + 35	51	1.60	3.50			5.10	1.9 ~ 6.9	1350	270 ~ 2580	3.78	A
	16 + 42	58	1.60	4.20			5.80	1.9 ~ 6.9	1710	270 ~ 2540	3.39	A
	16 + 50	66	1.60	5.00			6.60	2.0 ~ 7.5	1920	280 ~ 2620	3.44	A
	16 + 60	76	1.43	5.37			6.80	2.0 ~ 7.5	2050	280 ~ 2620	3.32	A
	20 + 20	40	2.00	2.00			4.00	1.9 ~ 6.4	900	270 ~ 2140	4.44	A
	20 + 25	45	2.00	2.50			4.50	1.9 ~ 6.4	1080	270 ~ 2140	4.17	A
	20 + 35	55	2.00	3.50			5.50	1.9 ~ 6.9	1530	270 ~ 2540	3.59	A
	20 + 42	62	2.00	4.20			6.20	1.9 ~ 6.9	1950	270 ~ 2500	3.18	B
	20 + 50	70	1.94	4.86			6.80	2.0 ~ 7.5	2050	280 ~ 2580	3.32	A
	20 + 60	80	1.70	5.10			6.80	2.0 ~ 7.5	2050	280 ~ 2580	3.32	A
	25 + 25	50	2.50	2.50			5.00	1.9 ~ 6.8	1310	270 ~ 2530	3.82	A
	25 + 35	60	2.50	3.50			6.00	1.9 ~ 6.9	1830	270 ~ 2540	3.28	A
	25 + 42	67	2.50	4.20			6.70	1.9 ~ 6.9	2380	270 ~ 2500	2.82	C
	25 + 50	75	2.27	4.53			6.80	1.9 ~ 7.5	2050	260 ~ 2580	3.32	A
	25 + 60	85	2.00	4.80			6.80	1.9 ~ 7.5	2050	260 ~ 2580	3.32	A
	35 + 35	70	3.40	3.40			6.80	1.9 ~ 7.0	2390	270 ~ 2500	2.85	C
	35 + 42	77	3.09	3.71			6.80	1.9 ~ 7.1	2340	270 ~ 2600	2.91	C
35 + 50	85	2.80	4.00			6.80	2.0 ~ 7.6	1970	280 ~ 2580	3.45	A	
35 + 60	95	2.51	4.29			6.80	2.0 ~ 7.6	1970	280 ~ 2580	3.45	A	
42 + 42	84	3.40	3.40			6.80	1.9 ~ 7.1	2350	260 ~ 2550	2.89	C	
42 + 50	92	3.10	3.70			6.80	2.0 ~ 7.6	1970	280 ~ 2540	3.45	A	
42 + 60	102	2.80	4.00			6.80	2.0 ~ 7.6	1970	280 ~ 2540	3.45	A	
50 + 50	100	3.40	3.40			6.80	2.1 ~ 8.1	1760	320 ~ 2600	3.86	A	
50 + 60	110	3.09	3.71			6.80	2.1 ~ 8.1	1760	320 ~ 2600	3.86	A	

	Indoor unit capacity Cooling	Annual Energy Consumption (kWh)	Current 230V (A)	ERP			Annual Consumption (kWh)	Moisture Removal Volume lh
				Pdesign (kW)	SEER			
					W/W	CLASS		
1 Room	16	225	2.3	-	-	-	-	1.0
	20	275	2.7	-	-	-	-	1.3
	25	340	3.4	-	-	-	-	1.5
	35	495	4.7	-	-	-	-	2.0
	42	710	6.6	-	-	-	-	2.4
	50	800	7.5	-	-	-	-	2.7
	60	1040	9.4	-	-	-	-	3.3
2 Room	16 + 16	330	3.2	3.20	5.10	A	220	1.0 + 1.0
	16 + 20	395	3.8	3.60	5.10	A	247	1.0 + 1.3
	16 + 25	465	4.3	4.10	5.10	A	281	1.0 + 1.5
	16 + 35	675	6.2	5.10	5.10	A	350	1.0 + 2.0
	16 + 42	855	7.8	5.80	5.10	A	398	1.0 + 2.4
	16 + 50	960	8.7	6.60	5.10	A	453	1.0 + 2.7
	16 + 60	1025	9.3	6.80	5.10	A	467	0.9 + 2.9
	20 + 20	450	4.2	4.00	5.10	A	275	1.3 + 1.3
	20 + 25	540	5.0	4.50	5.10	A	309	1.3 + 1.5
	20 + 35	765	7.0	5.50	5.10	A	377	1.3 + 2.0
	20 + 42	975	8.8	6.20	5.10	A	425	1.3 + 2.4
	20 + 50	1025	9.3	6.80	5.10	A	467	1.3 + 2.6
	20 + 60	1025	9.3	6.80	5.10	A	467	1.1 + 2.8
	25 + 25	655	6.0	5.00	5.10	A	343	1.5 + 1.5
	25 + 35	915	8.3	6.00	5.10	A	412	1.5 + 2.0
	25 + 42	1190	10.8	6.70	5.10	A	460	1.5 + 2.4
	25 + 50	1025	9.3	6.80	5.10	A	467	1.5 + 2.5
	25 + 60	1025	9.3	6.80	5.10	A	467	1.3 + 2.6
	35 + 35	1195	10.8	6.80	5.10	A	467	1.9 + 1.9
	35 + 42	1170	10.6	6.80	5.10	A	467	1.7 + 2.2
	35 + 50	985	8.9	6.80	5.10	A	467	1.6 + 2.3
35 + 60	985	8.9	6.80	5.10	A	467	1.5 + 2.4	
42 + 42	1175	10.6	6.80	5.10	A	467	1.9 + 1.9	
42 + 50	985	8.9	6.80	5.10	A	467	1.7 + 2.2	
42 + 60	985	8.9	6.80	5.10	A	467	1.6 + 2.3	
50 + 50	880	8.0	6.80	5.10	A	467	1.9 + 1.9	
50 + 60	880	8.0	6.80	5.10	A	467	1.7 + 2.2	

Indoor unit capacity Cooling	Total	Cooling Capacity (kW)						Input Power (W)		EER	
		Room A	Room B			Total	min ~ max	Rating	min ~ max	WW	CLASS
16 + 16 + 16	48	1.60	1.60	1.60		4.80	1.9 ~ 8.0	1140	270 ~ 2650	4.21	A
16 + 16 + 20	52	1.60	1.60	2.00		5.20	1.9 ~ 8.0	1280	270 ~ 2610	4.06	A
16 + 16 + 25	57	1.60	1.60	2.50		5.70	1.9 ~ 8.0	1510	270 ~ 2610	3.77	A
16 + 16 + 35	67	1.60	1.60	3.50		6.70	1.9 ~ 8.0	1970	270 ~ 2520	3.40	A
16 + 16 + 42	74	1.47	1.47	3.86		6.80	1.9 ~ 8.1	2010	270 ~ 2610	3.38	A
16 + 16 + 50	82	1.33	1.33	4.14		6.80	2.0 ~ 8.5	1880	320 ~ 2570	3.62	A
16 + 16 + 60	92	1.18	1.18	4.44		6.80	2.0 ~ 8.5	1880	320 ~ 2570	3.62	A
16 + 20 + 20	56	1.60	2.00	2.00		5.60	1.9 ~ 8.0	1430	270 ~ 2610	3.92	A
16 + 20 + 25	61	1.60	2.00	2.50		6.10	1.9 ~ 8.0	1670	270 ~ 2610	3.65	A
16 + 20 + 35	71	1.53	1.92	3.35		6.80	1.9 ~ 8.0	2010	270 ~ 2520	3.38	A
16 + 20 + 42	78	1.39	1.74	3.67		6.80	1.9 ~ 8.1	2010	270 ~ 2570	3.38	A
16 + 20 + 50	86	1.27	1.58	3.95		6.80	2.0 ~ 8.5	1830	320 ~ 2570	3.72	A
16 + 20 + 60	96	1.13	1.42	4.25		6.80	2.0 ~ 8.5	1830	320 ~ 2570	3.72	A
16 + 25 + 25	66	1.60	2.50	2.50		6.60	1.9 ~ 8.0	1920	270 ~ 2610	3.44	A
16 + 25 + 35	76	1.43	2.24	3.13		6.80	1.9 ~ 8.0	2010	270 ~ 2520	3.38	A
16 + 25 + 42	83	1.31	2.05	3.44		6.80	1.9 ~ 8.1	2010	270 ~ 2570	3.38	A
16 + 25 + 50	91	1.19	1.87	3.74		6.80	2.0 ~ 8.5	1830	320 ~ 2570	3.72	A
16 + 25 + 60	101	1.08	1.68	4.04		6.80	2.0 ~ 8.5	1830	320 ~ 2570	3.72	A
16 + 35 + 35	86	1.26	2.77	2.77		6.80	1.9 ~ 8.1	1970	290 ~ 2520	3.45	A
16 + 35 + 42	93	1.17	2.56	3.07		6.80	1.9 ~ 8.2	1970	290 ~ 2570	3.45	A
16 + 35 + 50	101	1.07	2.36	3.37		6.80	2.0 ~ 8.5	1830	340 ~ 2530	3.72	A
16 + 35 + 60	111	0.98	2.14	3.68		6.80	2.0 ~ 8.5	1830	340 ~ 2530	3.72	A
16 + 42 + 42	100	1.08	2.86	2.86		6.80	1.9 ~ 8.2	1970	290 ~ 2570	3.45	A
16 + 42 + 50	108	1.01	2.64	3.15		6.80	2.0 ~ 8.5	1830	340 ~ 2480	3.72	A
20 + 20 + 20	60	2.00	2.00	2.00		6.00	1.9 ~ 8.0	1630	270 ~ 2560	3.68	A
20 + 20 + 25	65	2.00	2.00	2.50		6.50	1.9 ~ 8.0	1880	270 ~ 2560	3.46	A
20 + 20 + 35	75	1.81	1.81	3.18		6.80	1.9 ~ 8.0	2010	270 ~ 2470	3.38	A
20 + 20 + 42	82	1.66	1.66	3.48		6.80	1.9 ~ 8.1	1970	290 ~ 2570	3.45	A
20 + 20 + 50	90	1.51	1.51	3.78		6.80	2.0 ~ 8.5	1830	340 ~ 2530	3.72	A
20 + 20 + 60	100	1.36	1.36	4.08		6.80	2.0 ~ 8.5	1830	340 ~ 2530	3.72	A
20 + 25 + 25	70	1.94	2.43	2.43		6.80	1.9 ~ 8.0	2010	270 ~ 2560	3.38	A
20 + 25 + 35	80	1.69	2.13	2.98		6.80	1.9 ~ 8.0	2010	270 ~ 2470	3.38	A
20 + 25 + 42	87	1.56	1.95	3.29		6.80	1.9 ~ 8.1	1970	290 ~ 2570	3.45	A
20 + 25 + 50	95	1.43	1.79	3.58		6.80	2.0 ~ 8.5	1830	340 ~ 2530	3.72	A
20 + 25 + 60	105	1.29	1.62	3.89		6.80	2.0 ~ 8.5	1830	340 ~ 2530	3.72	A
20 + 35 + 35	90	1.52	2.64	2.64		6.80	1.9 ~ 8.1	1970	290 ~ 2480	3.45	A
20 + 35 + 42	97	1.40	2.45	2.95		6.80	1.9 ~ 8.2	1970	290 ~ 2570	3.45	A
20 + 35 + 50	105	1.29	2.27	3.24		6.80	2.0 ~ 8.5	1830	340 ~ 2480	3.72	A
20 + 35 + 60	115	1.18	2.07	3.55		6.80	2.0 ~ 8.5	1830	340 ~ 2480	3.72	A
20 + 42 + 42	104	1.30	2.75	2.75		6.80	1.9 ~ 8.2	1920	290 ~ 2520	3.54	A
20 + 42 + 50	112	1.21	2.55	3.04		6.80	2.0 ~ 8.5	1830	340 ~ 2480	3.72	A
25 + 25 + 25	75	2.26	2.26	2.26		6.78	1.9 ~ 8.0	2010	270 ~ 2560	3.37	A
25 + 25 + 35	85	2.00	2.00	2.80		6.80	1.9 ~ 8.0	2010	270 ~ 2470	3.38	A
25 + 25 + 42	92	1.85	1.85	3.10		6.80	1.9 ~ 8.1	1970	290 ~ 2570	3.45	A
25 + 25 + 50	100	1.70	1.70	3.40		6.80	2.0 ~ 8.5	1830	340 ~ 2530	3.72	A
25 + 25 + 60	110	1.55	1.55	3.70		6.80	2.0 ~ 8.5	1830	340 ~ 2530	3.72	A
25 + 35 + 35	95	1.78	2.51	2.51		6.80	1.9 ~ 8.1	1970	290 ~ 2480	3.45	A
25 + 35 + 42	102	1.67	2.33	2.80		6.80	1.9 ~ 8.2	1970	290 ~ 2570	3.45	A
25 + 35 + 50	110	1.55	2.16	3.09		6.80	2.0 ~ 8.5	1830	340 ~ 2480	3.72	A
25 + 42 + 42	109	1.56	2.62	2.62		6.80	1.9 ~ 8.2	1920	290 ~ 2520	3.54	A
35 + 35 + 35	105	2.26	2.26	2.26		6.78	1.9 ~ 8.2	1920	290 ~ 2480	3.53	A
35 + 35 + 42	112	2.13	2.13	2.54		6.80	1.9 ~ 8.2	1920	290 ~ 2480	3.54	A

3 Room

	Indoor unit capacity Cooling	Annual Energy Consumption (kWh)	Current 230V (A)	ERP			Moisture Removal Volume lh	
				Pdesign (kW)	SEER			Annual Consumption (kWh)
					W/W	CLASS		
3 Room	16 + 16 + 16	570	5.3	4.80	6.00	A+	280	1.0 + 1.0 + 1.0
	16 + 16 + 20	640	5.8	5.20	6.00	A+	303	1.0 + 1.0 + 1.3
	16 + 16 + 25	755	6.9	5.70	6.00	A+	333	1.0 + 1.0 + 1.5
	16 + 16 + 35	985	8.9	6.70	6.00	A+	391	1.0 + 1.0 + 2.0
	16 + 16 + 42	1005	9.1	6.80	6.00	A+	397	0.9 + 0.9 + 2.3
	16 + 16 + 50	940	8.5	6.80	6.00	A+	397	0.8 + 0.8 + 2.4
	16 + 16 + 60	940	8.5	6.80	6.00	A+	397	0.7 + 0.7 + 2.5
	16 + 20 + 20	715	6.5	5.60	6.00	A+	327	1.0 + 1.3 + 1.3
	16 + 20 + 25	835	7.6	6.10	6.00	A+	356	1.0 + 1.3 + 1.5
	16 + 20 + 35	1005	9.1	6.80	6.00	A+	397	1.0 + 1.2 + 1.9
	16 + 20 + 42	1005	9.1	6.80	6.00	A+	397	0.9 + 1.1 + 2.1
	16 + 20 + 50	915	8.3	6.80	6.00	A+	397	0.8 + 1.0 + 2.3
	16 + 20 + 60	915	8.3	6.80	6.00	A+	397	0.7 + 0.9 + 2.4
	16 + 25 + 25	960	8.7	6.60	6.00	A+	385	1.0 + 1.5 + 1.5
	16 + 25 + 35	1005	9.1	6.80	6.00	A+	397	0.9 + 1.5 + 1.8
	16 + 25 + 42	1005	9.1	6.80	6.00	A+	397	0.8 + 1.3 + 2.0
	16 + 25 + 50	915	8.3	6.80	6.00	A+	397	0.7 + 1.2 + 2.2
	16 + 25 + 60	915	8.3	6.80	6.00	A+	397	0.7 + 1.1 + 2.3
	16 + 35 + 35	985	8.9	6.80	6.00	A+	397	0.8 + 1.6 + 1.6
	16 + 35 + 42	985	8.9	6.80	6.00	A+	397	0.7 + 1.6 + 1.7
	16 + 35 + 50	915	8.3	6.80	6.00	A+	397	0.7 + 1.5 + 1.9
	16 + 35 + 60	915	8.3	6.80	6.00	A+	397	0.7 + 1.4 + 2.1
	16 + 42 + 42	985	8.9	6.80	6.00	A+	397	0.7 + 1.7 + 1.7
	16 + 42 + 50	915	8.3	6.80	6.00	A+	397	0.7 + 1.6 + 1.8
	20 + 20 + 20	815	7.4	6.00	6.00	A+	350	1.3 + 1.3 + 1.3
	20 + 20 + 25	940	8.5	6.50	6.00	A+	379	1.3 + 1.3 + 1.5
	20 + 20 + 35	1005	9.1	6.80	6.00	A+	397	1.2 + 1.2 + 1.8
	20 + 20 + 42	985	8.9	6.80	6.00	A+	397	1.1 + 1.1 + 2.0
	20 + 20 + 50	915	8.3	6.80	6.00	A+	397	1.0 + 1.0 + 2.2
	20 + 20 + 60	915	8.3	6.80	6.00	A+	397	0.9 + 0.9 + 2.3
	20 + 25 + 25	1005	9.1	6.80	6.00	A+	397	1.3 + 1.5 + 1.5
	20 + 25 + 35	1005	9.1	6.80	6.00	A+	397	1.1 + 1.4 + 1.7
	20 + 25 + 42	985	8.9	6.80	6.00	A+	397	1.0 + 1.3 + 1.9
	20 + 25 + 50	915	8.3	6.80	6.00	A+	397	0.9 + 1.2 + 2.1
	20 + 25 + 60	915	8.3	6.80	6.00	A+	397	0.8 + 1.0 + 2.3
	20 + 35 + 35	985	8.9	6.80	6.00	A+	397	1.0 + 1.6 + 1.6
	20 + 35 + 42	985	8.9	6.80	6.00	A+	397	0.9 + 1.5 + 1.7
	20 + 35 + 50	915	8.3	6.80	6.00	A+	397	0.8 + 1.5 + 1.8
	20 + 35 + 60	915	8.3	6.80	6.00	A+	397	0.7 + 1.3 + 2.1
	20 + 42 + 42	960	8.7	6.80	6.00	A+	397	0.8 + 1.6 + 1.6
	20 + 42 + 50	915	8.3	6.80	6.00	A+	397	0.8 + 1.6 + 1.7
	25 + 25 + 25	1005	9.1	6.78	6.00	A+	396	1.5 + 1.5 + 1.5
25 + 25 + 35	1005	9.1	6.80	6.00	A+	397	1.3 + 1.3 + 1.6	
25 + 25 + 42	985	8.9	6.80	6.00	A+	397	1.2 + 1.2 + 1.7	
25 + 25 + 50	915	8.3	6.80	6.00	A+	397	1.1 + 1.1 + 1.9	
25 + 25 + 60	915	8.3	6.80	6.00	A+	397	1.0 + 1.0 + 2.2	
25 + 35 + 35	985	8.9	6.80	6.00	A+	397	1.1 + 1.5 + 1.5	
25 + 35 + 42	985	8.9	6.80	6.00	A+	397	1.1 + 1.5 + 1.6	
25 + 35 + 50	915	8.3	6.80	6.00	A+	397	1.0 + 1.4 + 1.7	
25 + 42 + 42	960	8.7	6.80	6.00	A+	397	1.0 + 1.6 + 1.6	
35 + 35 + 35	960	8.7	6.78	6.00	A+	396	1.5 + 1.5 + 1.5	
35 + 35 + 42	960	8.7	6.80	6.00	A+	397	1.4 + 1.4 + 1.6	

Indoor unit capacity Cooling	Total	Cooling Capacity (kW)						Input Power (W)		EER	
		Room A	Room B			Total	min ~ max	Rating	min ~ max	W/W	CLASS
16 + 16 + 16 + 16	64	1.65	1.65	1.65	1.65	6.60	1.9 ~ 8.7	1670	340 ~ 2580	3.95	A
16 + 16 + 16 + 20	68	1.60	1.60	1.60	2.00	6.80	1.9 ~ 8.8	1750	340 ~ 2670	3.89	A
16 + 16 + 16 + 25	73	1.49	1.49	1.49	2.33	6.80	1.9 ~ 8.8	1750	340 ~ 2670	3.89	A
16 + 16 + 16 + 35	83	1.31	1.31	1.31	2.87	6.80	1.9 ~ 8.8	1750	340 ~ 2580	3.89	A
16 + 16 + 16 + 42	90	1.21	1.21	1.21	3.17	6.80	1.9 ~ 8.8	1710	340 ~ 2580	3.98	A
16 + 16 + 16 + 50	98	1.11	1.11	1.11	3.47	6.80	1.9 ~ 8.8	1710	400 ~ 2440	3.98	A
16 + 16 + 16 + 60	108	1.01	1.01	1.01	3.77	6.80	1.9 ~ 8.8	1710	400 ~ 2440	3.98	A
16 + 16 + 20 + 20	72	1.51	1.51	1.89	1.89	6.80	1.9 ~ 8.8	1750	340 ~ 2630	3.89	A
16 + 16 + 20 + 25	77	1.41	1.41	1.77	2.21	6.80	1.9 ~ 8.8	1750	340 ~ 2630	3.89	A
16 + 16 + 20 + 35	87	1.25	1.25	1.56	2.74	6.80	1.9 ~ 8.8	1710	340 ~ 2580	3.98	A
16 + 16 + 20 + 42	94	1.16	1.16	1.44	3.04	6.80	1.9 ~ 8.8	1710	370 ~ 2580	3.98	A
16 + 16 + 20 + 50	102	1.07	1.07	1.33	3.33	6.80	1.9 ~ 8.8	1710	400 ~ 2400	3.98	A
16 + 16 + 20 + 60	112	0.97	0.97	1.21	3.65	6.80	1.9 ~ 8.8	1710	400 ~ 2400	3.98	A
16 + 16 + 25 + 25	82	1.33	1.33	2.07	2.07	6.80	1.9 ~ 8.8	1750	340 ~ 2630	3.89	A
16 + 16 + 25 + 35	92	1.18	1.18	1.85	2.59	6.80	1.9 ~ 8.8	1710	340 ~ 2580	3.98	A
16 + 16 + 25 + 42	99	1.10	1.10	1.72	2.88	6.80	1.9 ~ 8.8	1710	370 ~ 2580	3.98	A
16 + 16 + 25 + 50	107	1.02	1.02	1.58	3.18	6.80	1.9 ~ 8.8	1710	400 ~ 2400	3.98	A
16 + 16 + 35 + 35	102	1.07	1.07	2.33	2.33	6.80	1.9 ~ 8.8	1710	370 ~ 2530	3.98	A
16 + 16 + 35 + 42	109	1.00	1.00	2.18	2.62	6.80	1.9 ~ 8.8	1710	370 ~ 2530	3.98	A
16 + 20 + 20 + 20	76	1.43	1.79	1.79	1.79	6.80	1.9 ~ 8.8	1750	340 ~ 2630	3.89	A
16 + 20 + 20 + 25	81	1.34	1.68	1.68	2.10	6.80	1.9 ~ 8.8	1750	340 ~ 2630	3.89	A
16 + 20 + 20 + 35	91	1.20	1.49	1.49	2.62	6.80	1.9 ~ 8.8	1710	370 ~ 2580	3.98	A
16 + 20 + 20 + 42	98	1.11	1.39	1.39	2.91	6.80	1.9 ~ 8.8	1710	370 ~ 2580	3.98	A
16 + 20 + 20 + 50	106	1.03	1.28	1.28	3.21	6.80	1.9 ~ 8.8	1710	420 ~ 2400	3.98	A
16 + 20 + 25 + 25	86	1.26	1.58	1.98	1.98	6.80	1.9 ~ 8.8	1750	340 ~ 2630	3.89	A
16 + 20 + 25 + 35	96	1.13	1.42	1.77	2.48	6.80	1.9 ~ 8.8	1710	370 ~ 2580	3.98	A
16 + 20 + 25 + 42	103	1.06	1.32	1.65	2.77	6.80	1.9 ~ 8.8	1710	370 ~ 2580	3.98	A
16 + 20 + 25 + 50	111	0.98	1.23	1.53	3.06	6.80	1.9 ~ 8.8	1710	420 ~ 2400	3.98	A
16 + 20 + 35 + 35	106	1.02	1.28	2.25	2.25	6.80	1.9 ~ 8.8	1710	370 ~ 2530	3.98	A
16 + 20 + 35 + 42	113	0.96	1.20	2.11	2.53	6.80	1.9 ~ 8.8	1710	370 ~ 2530	3.98	A
16 + 25 + 25 + 25	91	1.19	1.87	1.87	1.87	6.80	1.9 ~ 8.8	1750	340 ~ 2630	3.89	A
16 + 25 + 25 + 35	101	1.08	1.68	1.68	2.36	6.80	1.9 ~ 8.8	1710	370 ~ 2580	3.98	A
16 + 25 + 25 + 42	108	1.01	1.57	1.57	2.65	6.80	1.9 ~ 8.8	1710	370 ~ 2580	3.98	A
16 + 25 + 35 + 35	111	0.98	1.54	2.14	2.14	6.80	1.9 ~ 8.8	1710	370 ~ 2530	3.98	A
20 + 20 + 20 + 20	80	1.70	1.70	1.70	1.70	6.80	1.9 ~ 8.8	1750	340 ~ 2580	3.89	A
20 + 20 + 20 + 25	85	1.60	1.60	1.60	2.00	6.80	1.9 ~ 8.8	1750	340 ~ 2580	3.89	A
20 + 20 + 20 + 35	95	1.43	1.43	1.43	2.51	6.80	1.9 ~ 8.8	1710	370 ~ 2530	3.98	A
20 + 20 + 20 + 42	102	1.33	1.33	1.33	2.81	6.80	1.9 ~ 8.8	1710	370 ~ 2530	3.98	A
20 + 20 + 20 + 50	110	1.24	1.24	1.24	3.08	6.80	1.9 ~ 8.8	1710	420 ~ 2400	3.98	A
20 + 20 + 25 + 25	90	1.51	1.51	1.89	1.89	6.80	1.9 ~ 8.8	1750	340 ~ 2580	3.89	A
20 + 20 + 25 + 35	100	1.36	1.36	1.70	2.38	6.80	1.9 ~ 8.8	1710	370 ~ 2530	3.98	A
20 + 20 + 25 + 42	107	1.27	1.27	1.59	2.67	6.80	1.9 ~ 8.8	1710	370 ~ 2530	3.98	A
20 + 20 + 25 + 50	115	1.18	1.18	1.48	2.96	6.80	1.9 ~ 8.8	1710	420 ~ 2400	3.98	A
20 + 20 + 35 + 35	110	1.24	1.24	2.16	2.16	6.80	1.9 ~ 8.8	1710	370 ~ 2530	3.98	A
20 + 25 + 25 + 25	95	1.43	1.79	1.79	1.79	6.80	1.9 ~ 8.8	1750	340 ~ 2580	3.89	A
20 + 25 + 25 + 35	105	1.29	1.62	1.62	2.27	6.80	1.9 ~ 8.8	1710	370 ~ 2530	3.98	A
20 + 25 + 25 + 42	112	1.21	1.52	1.52	2.55	6.80	1.9 ~ 8.8	1710	370 ~ 2530	3.98	A
20 + 25 + 35 + 35	115	1.18	1.48	2.07	2.07	6.80	1.9 ~ 8.8	1710	370 ~ 2530	3.98	A
25 + 25 + 25 + 25	100	1.70	1.70	1.70	1.70	6.80	1.9 ~ 8.8	1750	340 ~ 2580	3.89	A
25 + 25 + 25 + 35	110	1.55	1.55	1.55	2.15	6.80	1.9 ~ 8.8	1710	370 ~ 2530	3.98	A

4 Room

	Indoor unit capacity Cooling	Annual Energy Consumption (kWh)	Current 230V (A)	ERP			Moisture Removal Volume lh	
				Pdesign (kW)	SEER			Annual Consumption (kWh)
					W/W	CLASS		
4 Room	16 + 16 + 16 + 16	835	7.6	6.60	6.00	A+	385	1.1 + 1.1 + .1.1 + 1.1
	16 + 16 + 16 + 20	875	7.8	6.80	6.00	A+	397	1.0 + 1.0 + 1.0 + 1.3
	16 + 16 + 16 + 25	875	7.8	6.80	6.00	A+	397	0.9 + 0.9 + 0.9 + 1.5
	16 + 16 + 16 + 35	875	7.8	6.80	6.00	A+	397	0.8 + 0.8 + 0.8 + 1.7
	16 + 16 + 16 + 42	855	7.7	6.80	6.00	A+	397	0.8 + 0.8 + 0.8 + 1.8
	16 + 16 + 16 + 50	855	7.7	6.80	6.00	A+	397	0.7 + 0.7 + 0.7 + 2.0
	16 + 16 + 16 + 60	855	7.7	6.80	6.00	A+	397	0.7 + 0.7 + 0.7 + 2.2
	16 + 16 + 20 + 20	875	7.8	6.80	6.00	A+	397	1.0 + 1.0 + 1.2 + 1.2
	16 + 16 + 20 + 25	875	7.8	6.80	6.00	A+	397	0.9 + 0.9 + 1.1 + 1.4
	16 + 16 + 20 + 35	855	7.7	6.80	6.00	A+	397	0.8 + 0.8 + 1.0 + 1.6
	16 + 16 + 20 + 42	855	7.7	6.80	6.00	A+	397	0.7 + 0.7 + 0.9 + 1.7
	16 + 16 + 20 + 50	855	7.7	6.80	6.00	A+	397	0.7 + 0.7 + 0.8 + 1.9
	16 + 16 + 20 + 60	855	7.7	6.80	6.00	A+	397	0.7 + 0.7 + 0.8 + 2.1
	16 + 16 + 25 + 25	875	7.8	6.80	6.00	A+	397	0.8 + 0.8 + 1.3 + 1.3
	16 + 16 + 25 + 35	855	7.7	6.80	6.00	A+	397	0.7 + 0.7 + 1.2 + 1.6
	16 + 16 + 25 + 42	855	7.7	6.80	6.00	A+	397	0.7 + 0.7 + 1.1 + 1.7
	16 + 16 + 25 + 50	855	7.7	6.80	6.00	A+	397	0.7 + 0.7 + 1.0 + 1.8
	16 + 16 + 35 + 35	855	7.7	6.80	6.00	A+	397	0.7 + 0.7 + 1.5 + 1.5
	16 + 16 + 35 + 42	855	7.7	6.80	6.00	A+	397	0.7 + 0.7 + 1.4 + 1.6
	16 + 20 + 20 + 20	875	7.8	6.80	6.00	A+	397	0.9 + 1.2 + 1.2 + 1.2
	16 + 20 + 20 + 25	875	7.8	6.80	6.00	A+	397	0.8 + 1.1 + 1.1 + 1.4
	16 + 20 + 20 + 35	855	7.7	6.80	6.00	A+	397	0.7 + 0.9 + 0.9 + 1.6
	16 + 20 + 20 + 42	855	7.7	6.80	6.00	A+	397	0.7 + 0.9 + 0.9 + 1.7
	16 + 20 + 20 + 50	855	7.7	6.80	6.00	A+	397	0.7 + 0.8 + 0.8 + 1.8
	16 + 20 + 25 + 25	875	7.8	6.80	6.00	A+	397	0.8 + 1.0 + 1.3 + 1.3
	16 + 20 + 25 + 35	855	7.7	6.80	6.00	A+	397	0.7 + 0.9 + 1.1 + 1.5
	16 + 20 + 25 + 42	855	7.7	6.80	6.00	A+	397	0.7 + 0.8 + 1.1 + 1.6
	16 + 20 + 25 + 50	855	7.7	6.80	6.00	A+	397	0.7 + 0.8 + 1.0 + 1.7
	16 + 20 + 35 + 35	855	7.7	6.80	6.00	A+	397	0.7 + 0.8 + 1.5 + 1.5
	16 + 20 + 35 + 42	855	7.7	6.80	6.00	A+	397	0.7 + 0.7 + 1.4 + 1.6
	16 + 25 + 25 + 25	875	7.8	6.80	6.00	A+	397	0.7 + 1.2 + 1.2 + 1.2
	16 + 25 + 25 + 35	855	7.7	6.80	6.00	A+	397	0.7 + 1.1 + 1.1 + 1.5
	16 + 25 + 25 + 42	855	7.7	6.80	6.00	A+	397	0.7 + 1.0 + 1.0 + 1.6
	16 + 25 + 35 + 35	855	7.7	6.80	6.00	A+	397	0.7 + 1.0 + 1.4 + 1.4
	20 + 20 + 20 + 20	875	7.8	6.80	6.00	A+	397	1.1 + 1.1 + 1.1 + 1.1
	20 + 20 + 20 + 25	875	7.8	6.80	6.00	A+	397	1.0 + 1.0 + 1.0 + 1.3
	20 + 20 + 20 + 35	855	7.7	6.80	6.00	A+	397	0.9 + 0.9 + 0.9 + 1.5
	20 + 20 + 20 + 42	855	7.7	6.80	6.00	A+	397	0.8 + 0.8 + 0.8 + 1.6
	20 + 20 + 20 + 50	855	7.7	6.80	6.00	A+	397	0.8 + 0.8 + 0.8 + 1.7
	20 + 20 + 25 + 25	875	7.8	6.80	6.00	A+	397	1.0 + 1.0 + 1.2 + 1.2
20 + 20 + 25 + 35	855	7.7	6.80	6.00	A+	397	0.9 + 0.9 + 1.1 + 1.5	
20 + 20 + 25 + 42	855	7.7	6.80	6.00	A+	397	0.8 + 0.8 + 1.0 + 1.6	
20 + 20 + 25 + 50	855	7.7	6.80	6.00	A+	397	0.7 + 0.7 + 0.9 + 1.7	
20 + 20 + 35 + 35	855	7.7	6.80	6.00	A+	397	0.8 + 0.8 + 1.4 + 1.4	
20 + 25 + 25 + 25	875	7.8	6.80	6.00	A+	397	0.9 + 1.2 + 1.2 + 1.2	
20 + 25 + 25 + 35	855	7.7	6.80	6.00	A+	397	0.8 + 1.0 + 1.0 + 1.5	
20 + 25 + 25 + 42	855	7.7	6.80	6.00	A+	397	0.8 + 1.0 + 1.0 + 1.6	
20 + 25 + 35 + 35	855	7.7	6.80	6.00	A+	397	0.7 + 0.9 + 1.3 + 1.3	
25 + 25 + 25 + 25	875	7.8	6.80	6.00	A+	397	1.1 + 1.1 + 1.1 + 1.1	
25 + 25 + 25 + 35	855	7.7	6.80	6.00	A+	397	1.0 + 1.0 + 1.0 + 1.4	

Indoor unit capacity Heating	Total	Heating Capacity (kW)						Input Power (W)		EER		
		Room A	Room B			Total	min ~ max	Rating	min ~ max	W/W	CLASS	
1 Room	16	16	2.60				2.60	1.2 ~ 3.2	700	300 ~ 1060	3.71	A
	20	20	3.20				3.20	1.2 ~ 4.1	840	300 ~ 1330	3.81	A
	25	25	3.60				3.60	1.2 ~ 4.3	1040	300 ~ 1330	3.46	B
	35	35	4.50				4.50	1.2 ~ 5.8	1330	300 ~ 2200	3.38	C
	42	42	5.60				5.60	1.2 ~ 6.8	1820	300 ~ 3030	3.08	D
	50	50	6.80				6.80	1.2 ~ 6.9	2200	300 ~ 2620	3.09	D
	60	60	8.50				8.50	1.3 ~ 9.0	2500	620 ~ 2650	3.40	C
2 Room	16 + 16	32	2.60	2.60			5.20	2.7 ~ 9.8	1500	660 ~ 3210	3.47	B
	16 + 20	36	2.58	3.22			5.80	2.7 ~ 9.8	1680	650 ~ 3220	3.45	B
	16 + 25	41	2.42	3.78			6.20	2.7 ~ 9.8	1810	650 ~ 3220	3.43	B
	16 + 35	51	2.23	4.87			7.10	2.7 ~ 9.9	2100	630 ~ 3220	3.38	C
	16 + 42	58	2.26	5.94			8.20	2.7 ~ 9.9	2530	630 ~ 3220	3.24	C
	16 + 50	66	2.06	6.44			8.50	2.8 ~ 10.2	2460	560 ~ 3190	3.46	B
	16 + 60	76	1.79	6.71			8.50	2.8 ~ 10.2	2460	560 ~ 3190	3.46	B
	20 + 20	40	3.20	3.20			6.40	2.7 ~ 9.8	1870	640 ~ 3220	3.42	B
	20 + 25	45	3.02	3.78			6.80	2.7 ~ 9.8	2000	640 ~ 3220	3.40	C
	20 + 35	55	2.80	4.90			7.70	2.7 ~ 9.9	2310	630 ~ 3220	3.33	C
	20 + 42	62	2.74	5.76			8.50	2.7 ~ 9.9	2640	620 ~ 3230	3.22	C
	20 + 50	70	2.43	6.07			8.50	2.8 ~ 10.2	2460	560 ~ 3190	3.46	B
	20 + 60	80	2.12	6.38			8.50	2.8 ~ 10.2	2460	560 ~ 3190	3.46	B
	25 + 25	50	3.60	3.60			7.20	2.7 ~ 9.8	2140	640 ~ 3220	3.36	C
	25 + 35	60	3.37	4.73			8.10	2.7 ~ 9.9	2450	630 ~ 3220	3.31	C
	25 + 42	67	3.17	5.33			8.50	2.7 ~ 9.9	2640	620 ~ 3230	3.22	C
	25 + 50	75	2.83	5.67			8.50	2.8 ~ 10.2	2460	560 ~ 3190	3.46	B
	25 + 60	85	2.50	6.00			8.50	2.8 ~ 10.2	2460	560 ~ 3190	3.46	B
	35 + 35	70	4.25	4.25			8.50	2.8 ~ 10.0	2590	640 ~ 3220	3.28	C
	35 + 42	77	3.86	4.64			8.50	2.8 ~ 10.0	2590	600 ~ 3220	3.28	C
	35 + 50	85	3.50	5.00			8.50	2.8 ~ 10.3	2400	540 ~ 3170	3.54	B
35 + 60	95	3.13	5.37			8.50	2.8 ~ 10.3	2400	540 ~ 3170	3.54	B	
42 + 42	84	4.25	4.25			8.50	2.8 ~ 10.0	2580	600 ~ 3180	3.29	C	
42 + 50	92	3.88	4.62			8.50	2.8 ~ 10.3	2390	540 ~ 3160	3.56	B	
42 + 60	102	3.50	5.00			8.50	2.8 ~ 10.3	2390	540 ~ 3160	3.56	B	
50 + 50	100	4.25	4.25			8.50	2.8 ~ 10.5	2250	510 ~ 3070	3.78	A	
50 + 60	110	3.86	4.64			8.50	2.8 ~ 10.5	2250	510 ~ 3070	3.78	A	

	Indoor unit capacity Heating	Annual Energy Consumption (kWh)	Current 230V (A)	ERP			Annual Consumption (kWh)	Moisture Removal Volume l/h
				Pdesign (kW)	SEER			
					W/W	CLASS		
1 Room	16	350	3.3	-	-	-	-	
	20	420	4.1	-	-	-	-	
	25	520	5.1	-	-	-	-	
	35	665	6.5	-	-	-	-	
	42	910	8.4	-	-	-	-	
	50	1100	10.1	-	-	-	-	
	60	1250	11.5	-	-	-	-	
2 Room	16 + 16	750	6.9	3.20	3.80	A	1179	
	16 + 20	840	7.7	3.20	3.80	A	1179	
	16 + 25	905	8.2	3.20	3.80	A	1179	
	16 + 35	1050	9.5	3.70	3.80	A	1363	
	16 + 42	1265	11.4	3.70	3.80	A	1363	
	16 + 50	1230	11.1	3.90	3.80	A	1437	
	16 + 60	1230	11.1	4.20	3.80	A	1547	
	20 + 20	935	8.5	3.20	3.80	A	1179	
	20 + 25	1000	9.0	3.20	3.80	A	1179	
	20 + 35	1155	10.4	3.70	3.80	A	1363	
	20 + 42	1320	11.9	3.70	3.80	A	1363	
	20 + 50	1230	11.1	3.90	3.80	A	1437	
	20 + 60	1230	11.1	4.20	3.80	A	1547	
	25 + 25	1070	9.7	3.40	3.80	A	1253	
	25 + 35	1225	11.1	3.70	3.80	A	1363	
	25 + 42	1320	11.9	3.70	3.80	A	1363	
	25 + 50	1230	11.1	3.90	3.80	A	1437	
	25 + 60	1230	11.1	4.20	3.80	A	1547	
	35 + 35	1295	11.7	4.20	3.80	A	1547	
	35 + 42	1295	11.7	4.20	3.80	A	1547	
	35 + 50	1200	10.9	4.20	3.80	A	1547	
	35 + 60	1200	10.9	4.20	3.80	A	1547	
	42 + 42	1290	11.7	4.20	3.80	A	1547	
42 + 50	1195	10.8	4.50	3.80	A	1658		
42 + 60	1195	10.8	4.50	3.80	A	1658		
50 + 50	1125	10.2	4.50	3.80	A	1658		
50 + 60	1125	10.2	4.50	3.80	A	1658		

Indoor unit capacity Heating	Total	Heating Capacity (kW)					Input Power (W)		EER		
		Room A	Room B			Total	min ~ max	Rating	min ~ max	WW	CLASS
16 + 16 + 16	48	2.60	2.60	2.60		7.80	3.3 ~ 10.4	2260	640 ~ 3250	3.45	B
16 + 16 + 20	52	2.58	2.58	3.24		8.40	3.3 ~ 10.4	2490	640 ~ 3240	3.37	C
16 + 16 + 25	57	2.39	2.39	3.72		8.50	3.3 ~ 10.4	2530	640 ~ 3240	3.36	C
16 + 16 + 35	67	2.03	2.03	4.44		8.50	3.3 ~ 10.4	2460	630 ~ 3220	3.46	B
16 + 16 + 42	74	1.84	1.84	4.82		8.50	3.3 ~ 10.5	2450	620 ~ 3250	3.47	B
16 + 16 + 50	82	1.66	1.66	5.18		8.50	3.2 ~ 10.6	2320	600 ~ 3100	3.66	A
16 + 16 + 60	92	1.48	1.48	5.54		8.50	3.2 ~ 10.6	2320	600 ~ 3100	3.66	A
16 + 20 + 20	56	2.42	3.04	3.04		8.50	3.3 ~ 10.4	2520	630 ~ 3230	3.37	C
16 + 20 + 25	61	2.23	2.79	3.48		8.50	3.3 ~ 10.4	2520	630 ~ 3230	3.37	C
16 + 20 + 35	71	1.92	2.39	4.19		8.50	3.3 ~ 10.4	2450	620 ~ 3160	3.47	B
16 + 20 + 42	78	1.74	2.18	4.58		8.50	3.3 ~ 10.5	2450	620 ~ 3200	3.47	B
16 + 20 + 50	86	1.58	1.98	4.94		8.50	3.2 ~ 10.6	2310	600 ~ 3090	3.68	A
16 + 20 + 60	96	1.42	1.77	5.31		8.50	3.2 ~ 10.6	2310	600 ~ 3090	3.68	A
16 + 25 + 25	66	2.06	3.22	3.22		8.50	3.3 ~ 10.4	2520	630 ~ 3230	3.37	C
16 + 25 + 35	76	1.79	2.80	3.91		8.50	3.3 ~ 10.4	2450	620 ~ 3160	3.47	B
16 + 25 + 42	83	1.64	2.56	4.30		8.50	3.3 ~ 10.5	2450	620 ~ 3200	3.47	B
16 + 25 + 50	91	1.49	2.34	4.67		8.50	3.2 ~ 10.6	2310	600 ~ 3090	3.68	A
16 + 25 + 60	101	1.35	2.10	5.05		8.50	3.2 ~ 10.6	2310	600 ~ 3090	3.68	A
16 + 35 + 35	86	1.58	3.46	3.46		8.50	3.3 ~ 10.5	2430	640 ~ 3180	3.50	B
16 + 35 + 42	93	1.46	3.20	3.84		8.50	3.3 ~ 10.5	2420	640 ~ 3170	3.51	B
16 + 35 + 50	101	1.34	2.95	4.21		8.50	3.2 ~ 10.6	2290	600 ~ 3070	3.71	A
16 + 35 + 60	111	1.23	2.68	4.59		8.50	3.2 ~ 10.6	2290	600 ~ 3070	3.71	A
16 + 42 + 42	100	1.36	3.57	3.57		8.50	3.3 ~ 10.5	2410	640 ~ 3160	3.53	B
16 + 42 + 50	108	1.25	3.31	3.94		8.50	3.2 ~ 10.6	2280	600 ~ 3060	3.73	A
20 + 20 + 20	60	2.83	2.83	2.83		8.49	3.3 ~ 10.4	2470	630 ~ 3220	3.44	B
20 + 20 + 25	65	2.62	2.62	3.26		8.50	3.3 ~ 10.4	2470	630 ~ 3220	3.44	B
20 + 20 + 35	75	2.27	2.27	3.96		8.50	3.3 ~ 10.4	2450	620 ~ 3150	3.47	B
20 + 20 + 42	82	2.07	2.07	4.36		8.50	3.3 ~ 10.5	2440	620 ~ 3190	3.48	B
20 + 20 + 50	90	1.89	1.89	4.72		8.50	3.2 ~ 10.6	2300	600 ~ 3080	3.70	A
20 + 20 + 60	100	1.70	1.70	5.10		8.50	3.2 ~ 10.6	2300	600 ~ 3080	3.70	A
20 + 25 + 25	70	2.42	3.04	3.04		8.50	3.3 ~ 10.4	2470	630 ~ 3220	3.44	B
20 + 25 + 35	80	2.12	2.66	3.72		8.50	3.3 ~ 10.4	2450	620 ~ 3150	3.47	B
20 + 25 + 42	87	1.95	2.44	4.11		8.50	3.3 ~ 10.5	2440	620 ~ 3190	3.48	B
20 + 25 + 50	95	1.79	2.24	4.47		8.50	3.2 ~ 10.6	2300	600 ~ 3080	3.70	A
20 + 25 + 60	105	1.62	2.02	4.86		8.50	3.2 ~ 10.6	2300	600 ~ 3080	3.70	A
20 + 35 + 35	90	1.88	3.31	3.31		8.50	3.3 ~ 10.5	2420	640 ~ 3170	3.51	B
20 + 35 + 42	97	1.75	3.07	3.68		8.50	3.3 ~ 10.5	2410	640 ~ 3160	3.53	B
20 + 35 + 50	105	1.62	2.83	4.05		8.50	3.2 ~ 10.6	2280	600 ~ 3060	3.73	A
20 + 35 + 60	115	1.48	2.59	4.43		8.50	3.2 ~ 10.6	2280	600 ~ 3060	3.73	A
20 + 42 + 42	104	1.64	3.43	3.43		8.50	3.3 ~ 10.5	2400	630 ~ 3160	3.54	B
20 + 42 + 50	112	1.52	3.19	3.79		8.50	3.2 ~ 10.6	2270	620 ~ 3050	3.74	A
25 + 25 + 25	75	2.83	2.83	2.83		8.49	3.3 ~ 10.4	2470	630 ~ 3220	3.44	B
25 + 25 + 35	85	2.50	2.50	3.50		8.50	3.3 ~ 10.4	2450	620 ~ 3150	3.47	B
25 + 25 + 42	92	2.31	2.31	3.88		8.50	3.3 ~ 10.5	2440	620 ~ 3190	3.48	B
25 + 25 + 50	100	2.13	2.13	4.24		8.50	3.2 ~ 10.6	2300	600 ~ 3080	3.70	A
25 + 25 + 60	110	1.93	1.93	4.64		8.50	3.2 ~ 10.6	2300	600 ~ 3080	3.70	A
25 + 35 + 35	95	2.24	3.13	3.13		8.50	3.3 ~ 10.5	2420	640 ~ 3170	3.51	B
25 + 35 + 42	102	2.08	2.92	3.50		8.50	3.3 ~ 10.5	2410	640 ~ 3160	3.53	B
25 + 35 + 50	110	1.93	2.70	3.87		8.50	3.2 ~ 10.6	2280	600 ~ 3060	3.73	A
25 + 42 + 42	109	1.94	3.28	3.28		8.50	3.3 ~ 10.5	2400	630 ~ 3160	3.54	B
35 + 35 + 35	105	2.83	2.83	2.83		8.49	3.3 ~ 10.5	2360	630 ~ 3150	3.60	B
35 + 35 + 42	112	2.66	2.66	3.18		8.50	3.3 ~ 10.5	2350	630 ~ 3100	3.62	A

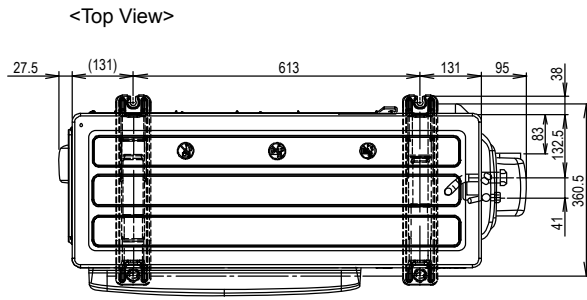
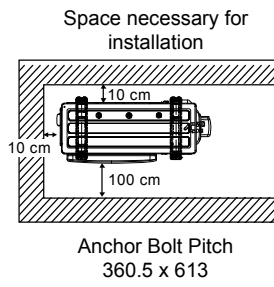
3 Room

	Indoor unit capacity Heating	Annual Energy Consumption (kWh)	Current 230V (A)	ERP			Moisture Removal Volume l/h	
				Pdesign (kW)	SEER			Annual Consumption (kWh)
					W/W	CLASS		
3 Room	16 + 16 + 16	1130	10.2	4.60	3.80	A	1695	
	16 + 16 + 20	1245	11.3	4.60	3.80	A	1695	
	16 + 16 + 25	1265	11.4	4.60	3.80	A	1695	
	16 + 16 + 35	1230	11.1	4.60	3.80	A	1695	
	16 + 16 + 42	1225	11.1	4.60	3.80	A	1695	
	16 + 16 + 50	1160	10.5	4.60	3.80	A	1695	
	16 + 16 + 60	1160	10.5	4.60	3.80	A	1695	
	16 + 20 + 20	1260	11.4	4.60	3.80	A	1695	
	16 + 20 + 25	1260	11.4	4.60	3.80	A	1695	
	16 + 20 + 35	1225	11.1	4.60	3.80	A	1695	
	16 + 20 + 42	1225	11.1	4.60	3.80	A	1695	
	16 + 20 + 50	1155	10.4	4.60	3.80	A	1695	
	16 + 20 + 60	1155	10.4	4.60	3.80	A	1695	
	16 + 25 + 25	1260	11.4	4.60	3.80	A	1695	
	16 + 25 + 35	1225	11.1	4.60	3.80	A	1695	
	16 + 25 + 42	1225	11.1	4.60	3.80	A	1695	
	16 + 25 + 50	1155	10.4	4.60	3.80	A	1695	
	16 + 25 + 60	1155	10.4	4.60	3.80	A	1695	
	16 + 35 + 35	1215	11.0	4.60	3.80	A	1695	
	16 + 35 + 42	1210	10.9	4.60	3.80	A	1695	
	16 + 35 + 50	1145	10.4	4.60	3.80	A	1695	
	16 + 35 + 60	1145	10.4	4.60	3.80	A	1695	
	16 + 42 + 42	1205	10.9	4.60	3.80	A	1695	
	16 + 42 + 50	1140	10.3	4.60	3.80	A	1695	
	20 + 20 + 20	1235	11.2	4.60	3.80	A	1695	
	20 + 20 + 25	1235	11.2	4.60	3.80	A	1695	
	20 + 20 + 35	1225	11.1	4.60	3.80	A	1695	
	20 + 20 + 42	1220	11.0	4.60	3.80	A	1695	
	20 + 20 + 50	1150	10.4	4.60	3.80	A	1695	
	20 + 20 + 60	1150	10.4	4.60	3.80	A	1695	
	20 + 25 + 25	1235	11.2	4.60	3.80	A	1695	
	20 + 25 + 35	1225	11.1	4.60	3.80	A	1695	
	20 + 25 + 42	1220	11.0	4.60	3.80	A	1695	
	20 + 25 + 50	1150	10.4	4.60	3.80	A	1695	
	20 + 25 + 60	1150	10.4	4.60	3.80	A	1695	
	20 + 35 + 35	1210	10.9	4.60	3.80	A	1695	
	20 + 35 + 42	1205	10.9	4.60	3.80	A	1695	
	20 + 35 + 50	1140	10.3	4.60	3.80	A	1695	
	20 + 35 + 60	1140	10.3	4.60	3.80	A	1695	
	20 + 42 + 42	1200	10.9	4.60	3.80	A	1695	
	20 + 42 + 50	1135	10.3	4.60	3.80	A	1695	
	25 + 25 + 25	1235	11.2	4.60	3.80	A	1695	
25 + 25 + 35	1225	11.1	4.60	3.80	A	1695		
25 + 25 + 42	1220	11.0	4.60	3.80	A	1695		
25 + 25 + 50	1150	10.4	4.60	3.80	A	1695		
25 + 25 + 60	1150	10.4	4.60	3.80	A	1695		
25 + 35 + 35	1210	10.9	4.60	3.80	A	1695		
25 + 35 + 42	1205	10.9	4.60	3.80	A	1695		
25 + 35 + 50	1140	10.3	4.60	3.80	A	1695		
25 + 42 + 42	1200	10.9	4.60	3.80	A	1695		
35 + 35 + 35	1180	10.7	4.60	3.80	A	1695		
35 + 35 + 42	1175	10.6	4.60	3.80	A	1695		

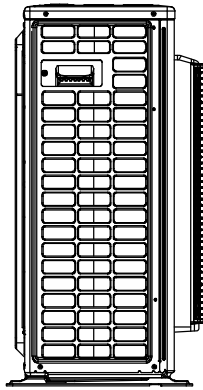
Indoor unit capacity Heating		Total	Heating Capacity (kW)						Input Power (W)		EER	
			Room A	Room B			Total	min ~ max	Rating	min ~ max	W/W	CLASS
4 Room	16 + 16 + 16 + 16	64	2.12	2.12	2.12	2.12	8.48	3.0 ~ 10.6	2310	580 ~ 3090	3.67	A
	16 + 16 + 16 + 20	68	2.00	2.00	2.00	2.50	8.50	3.0 ~ 10.6	2300	580 ~ 3080	3.70	A
	16 + 16 + 16 + 25	73	1.86	1.86	1.86	2.92	8.50	3.0 ~ 10.6	2300	580 ~ 3080	3.70	A
	16 + 16 + 16 + 35	83	1.64	1.64	1.64	3.58	8.50	3.0 ~ 10.6	2280	580 ~ 3060	3.73	A
	16 + 16 + 16 + 42	90	1.51	1.51	1.51	3.97	8.50	3.0 ~ 10.6	2270	580 ~ 3050	3.74	A
	16 + 16 + 16 + 50	98	1.39	1.39	1.39	4.33	8.50	3.0 ~ 10.6	2230	650 ~ 2950	3.81	A
	16 + 16 + 16 + 60	108	1.26	1.26	1.26	4.72	8.50	3.0 ~ 10.6	2230	650 ~ 2950	3.81	A
	16 + 16 + 20 + 20	72	1.89	1.89	2.36	2.36	8.50	3.1 ~ 10.6	2290	600 ~ 3070	3.71	A
	16 + 16 + 20 + 25	77	1.77	1.77	2.20	2.76	8.50	3.1 ~ 10.6	2290	600 ~ 3070	3.71	A
	16 + 16 + 20 + 35	87	1.56	1.56	1.95	3.43	8.50	3.0 ~ 10.6	2270	580 ~ 3050	3.74	A
	16 + 16 + 20 + 42	94	1.45	1.45	1.80	3.80	8.50	3.0 ~ 10.6	2260	600 ~ 3040	3.76	A
	16 + 16 + 20 + 50	102	1.33	1.33	1.67	4.17	8.50	3.0 ~ 10.6	2230	660 ~ 2940	3.81	A
	16 + 16 + 20 + 60	112	1.21	1.21	1.52	4.56	8.50	3.0 ~ 10.6	2230	660 ~ 2940	3.81	A
	16 + 16 + 25 + 25	82	1.66	1.66	2.59	2.59	8.50	3.1 ~ 10.6	2290	600 ~ 3070	3.71	A
	16 + 16 + 25 + 35	92	1.48	1.48	2.31	3.23	8.50	3.0 ~ 10.6	2270	580 ~ 3050	3.74	A
	16 + 16 + 25 + 42	99	1.37	1.37	2.15	3.61	8.50	3.0 ~ 10.6	2260	600 ~ 3040	3.76	A
	16 + 16 + 25 + 50	107	1.27	1.27	1.99	3.97	8.50	3.0 ~ 10.6	2230	660 ~ 2940	3.81	A
	16 + 16 + 35 + 35	102	1.33	1.33	2.92	2.92	8.50	3.0 ~ 10.6	2250	610 ~ 3020	3.78	A
	16 + 16 + 35 + 42	109	1.25	1.25	2.72	3.28	8.50	3.0 ~ 10.6	2240	610 ~ 3010	3.79	A
	16 + 20 + 20 + 20	76	1.78	2.24	2.24	2.24	8.50	3.1 ~ 10.6	2280	600 ~ 3070	3.73	A
	16 + 20 + 20 + 25	81	1.68	2.10	2.10	2.62	8.50	3.1 ~ 10.6	2280	600 ~ 3070	3.73	A
	16 + 20 + 20 + 35	91	1.49	1.87	1.87	3.27	8.50	3.0 ~ 10.6	2260	600 ~ 3040	3.76	A
	16 + 20 + 20 + 42	98	1.39	1.73	1.73	3.65	8.50	3.0 ~ 10.6	2260	610 ~ 3030	3.76	A
	16 + 20 + 20 + 50	106	1.28	1.60	1.60	4.02	8.50	3.0 ~ 10.6	2220	680 ~ 2930	3.83	A
	16 + 20 + 25 + 25	86	1.58	1.98	2.47	2.47	8.50	3.1 ~ 10.6	2280	600 ~ 3070	3.73	A
	16 + 20 + 25 + 35	96	1.42	1.77	2.21	3.10	8.50	3.0 ~ 10.6	2260	600 ~ 3040	3.76	A
	16 + 20 + 25 + 42	103	1.32	1.65	2.06	3.47	8.50	3.0 ~ 10.6	2260	610 ~ 3030	3.76	A
	16 + 20 + 25 + 50	111	1.23	1.53	1.91	3.83	8.50	3.0 ~ 10.6	2220	680 ~ 2930	3.83	A
	16 + 20 + 35 + 35	106	1.28	1.60	2.81	2.81	8.50	3.0 ~ 10.6	2240	610 ~ 3010	3.79	A
	16 + 20 + 35 + 42	113	1.20	1.50	2.63	3.17	8.50	3.0 ~ 10.6	2240	610 ~ 3010	3.79	A
	16 + 25 + 25 + 25	91	1.48	2.34	2.34	2.34	8.50	3.1 ~ 10.6	2280	600 ~ 3070	3.73	A
	16 + 25 + 25 + 35	101	1.35	2.10	2.10	2.95	8.50	3.0 ~ 10.6	2260	600 ~ 3040	3.76	A
	16 + 25 + 25 + 42	108	1.25	1.97	1.97	3.31	8.50	3.0 ~ 10.6	2260	610 ~ 3030	3.76	A
	16 + 25 + 35 + 35	111	1.23	1.91	2.68	2.68	8.50	3.0 ~ 10.6	2240	610 ~ 3010	3.79	A
	20 + 20 + 20 + 20	80	2.12	2.12	2.12	2.12	8.48	3.1 ~ 10.6	2280	600 ~ 3060	3.72	A
	20 + 20 + 20 + 25	85	2.00	2.00	2.00	2.50	8.50	3.1 ~ 10.6	2280	600 ~ 3060	3.73	A
	20 + 20 + 20 + 35	95	1.79	1.79	1.79	3.13	8.50	3.0 ~ 10.6	2260	610 ~ 3030	3.76	A
	20 + 20 + 20 + 42	102	1.67	1.67	1.67	3.49	8.50	3.0 ~ 10.6	2250	610 ~ 3020	3.78	A
	20 + 20 + 20 + 50	110	1.55	1.55	1.55	3.85	8.50	3.0 ~ 10.6	2210	680 ~ 2920	3.85	A
	20 + 20 + 25 + 25	90	1.89	1.89	2.36	2.36	8.50	3.1 ~ 10.6	2280	600 ~ 3060	3.73	A
20 + 20 + 25 + 35	100	1.70	1.70	2.12	2.98	8.50	3.0 ~ 10.6	2260	610 ~ 3030	3.76	A	
20 + 20 + 25 + 42	107	1.59	1.59	1.98	3.34	8.50	3.0 ~ 10.6	2250	610 ~ 3020	3.78	A	
20 + 20 + 25 + 50	115	1.48	1.48	1.84	3.70	8.50	3.0 ~ 10.6	2210	680 ~ 2920	3.85	A	
20 + 20 + 35 + 35	110	1.55	1.55	2.70	2.70	8.50	3.0 ~ 10.6	2240	610 ~ 3010	3.79	A	
20 + 25 + 25 + 25	95	1.78	2.24	2.24	2.24	8.50	3.1 ~ 10.6	2280	600 ~ 3060	3.73	A	
20 + 25 + 25 + 35	105	1.62	2.02	2.02	2.84	8.50	3.0 ~ 10.6	2260	610 ~ 3030	3.76	A	
20 + 25 + 25 + 42	112	1.51	1.90	1.90	3.19	8.50	3.0 ~ 10.6	2250	610 ~ 3020	3.78	A	
20 + 25 + 35 + 35	115	1.47	1.85	2.59	2.59	8.50	3.0 ~ 10.6	2240	610 ~ 3010	3.79	A	
25 + 25 + 25 + 25	100	2.12	2.12	2.12	2.12	8.48	3.1 ~ 10.6	2280	600 ~ 3060	3.72	A	
25 + 25 + 25 + 35	110	1.93	1.93	1.93	2.71	8.50	3.0 ~ 10.6	2260	610 ~ 3030	3.76	A	

	Indoor unit capacity Heating	Annual Energy Consumption (kWh)	Current 230V (A)	ERP			Moisture Removal Volume l/h	
				Pdesign (kW)	SEER			Annual Consumption (kWh)
					W/W	CLASS		
4 Room	16 + 16 + 16 + 16	1155	10.4	5.20	3.80	A	1916	
	16 + 16 + 16 + 20	1150	10.4	5.20	3.80	A	1916	
	16 + 16 + 16 + 25	1150	10.4	5.20	3.80	A	1916	
	16 + 16 + 16 + 35	1140	10.3	5.20	3.80	A	1916	
	16 + 16 + 16 + 42	1135	10.3	5.20	3.80	A	1916	
	16 + 16 + 16 + 50	1115	10.1	5.20	3.80	A	1916	
	16 + 16 + 16 + 60	1115	10.1	5.20	3.80	A	1916	
	16 + 16 + 20 + 20	1145	10.4	5.20	3.80	A	1916	
	16 + 16 + 20 + 25	1145	10.4	5.20	3.80	A	1916	
	16 + 16 + 20 + 35	1135	10.3	5.20	3.80	A	1916	
	16 + 16 + 20 + 42	1130	10.2	5.20	3.80	A	1916	
	16 + 16 + 20 + 50	1115	10.1	5.20	3.80	A	1916	
	16 + 16 + 20 + 60	1115	10.1	5.20	3.80	A	1916	
	16 + 16 + 25 + 25	1145	10.4	5.20	3.80	A	1916	
	16 + 16 + 25 + 35	1135	10.3	5.20	3.80	A	1916	
	16 + 16 + 25 + 42	1130	10.2	5.20	3.80	A	1916	
	16 + 16 + 25 + 50	1115	10.1	5.20	3.80	A	1916	
	16 + 16 + 35 + 35	1125	10.2	5.20	3.80	A	1916	
	16 + 16 + 35 + 42	1120	10.1	5.20	3.80	A	1916	
	16 + 20 + 20 + 20	1140	10.3	5.20	3.80	A	1916	
	16 + 20 + 20 + 25	1140	10.3	5.20	3.80	A	1916	
	16 + 20 + 20 + 35	1130	10.2	5.20	3.80	A	1916	
	16 + 20 + 20 + 42	1130	10.2	5.20	3.80	A	1916	
	16 + 20 + 20 + 50	1110	10.0	5.20	3.80	A	1916	
	16 + 20 + 25 + 25	1140	10.3	5.20	3.80	A	1916	
	16 + 20 + 25 + 35	1130	10.2	5.20	3.80	A	1916	
	16 + 20 + 25 + 42	1130	10.2	5.20	3.80	A	1916	
	16 + 20 + 25 + 50	1110	10.0	5.20	3.80	A	1916	
	16 + 20 + 35 + 35	1120	10.1	5.20	3.80	A	1916	
	16 + 20 + 35 + 42	1120	10.1	5.20	3.80	A	1916	
	16 + 25 + 25 + 25	1140	10.3	5.20	3.80	A	1916	
	16 + 25 + 25 + 35	1130	10.2	5.20	3.80	A	1916	
	16 + 25 + 25 + 42	1130	10.2	5.20	3.80	A	1916	
	16 + 25 + 35 + 35	1120	10.1	5.20	3.80	A	1916	
	20 + 20 + 20 + 20	1140	10.3	5.20	3.80	A	1916	
	20 + 20 + 20 + 25	1140	10.3	5.20	3.80	A	1916	
	20 + 20 + 20 + 35	1130	10.2	5.20	3.80	A	1916	
	20 + 20 + 20 + 42	1125	10.2	5.20	3.80	A	1916	
	20 + 20 + 20 + 50	1105	10.0	5.20	3.80	A	1916	
	20 + 20 + 25 + 25	1140	10.3	5.20	3.80	A	1916	
20 + 20 + 25 + 35	1130	10.2	5.20	3.80	A	1916		
20 + 20 + 25 + 42	1125	10.2	5.20	3.80	A	1916		
20 + 20 + 25 + 50	1105	10.0	5.20	3.80	A	1916		
20 + 20 + 35 + 35	1120	10.1	5.20	3.80	A	1916		
20 + 25 + 25 + 25	1140	10.3	5.20	3.80	A	1916		
20 + 25 + 25 + 35	1130	10.2	5.20	3.80	A	1916		
20 + 25 + 25 + 42	1125	10.2	5.20	3.80	A	1916		
20 + 25 + 35 + 35	1120	10.1	5.20	3.80	A	1916		
25 + 25 + 25 + 25	1140	10.3	5.20	3.80	A	1916		
25 + 25 + 25 + 35	1130	10.2	5.20	3.80	A	1916		

4. Dimensions

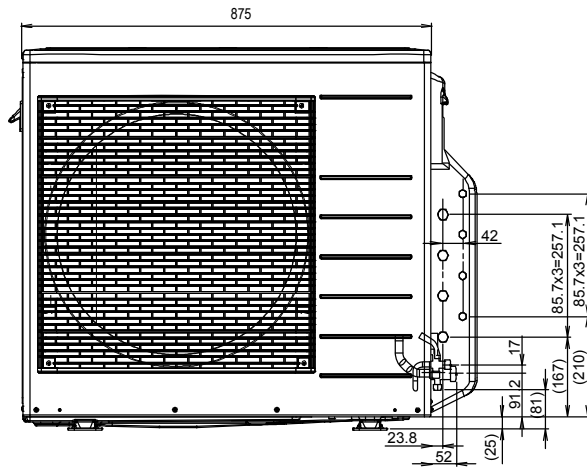


<Side View>

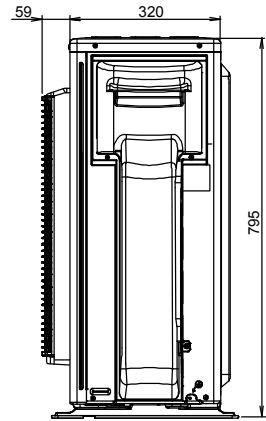


Unit: mm

<Front View>

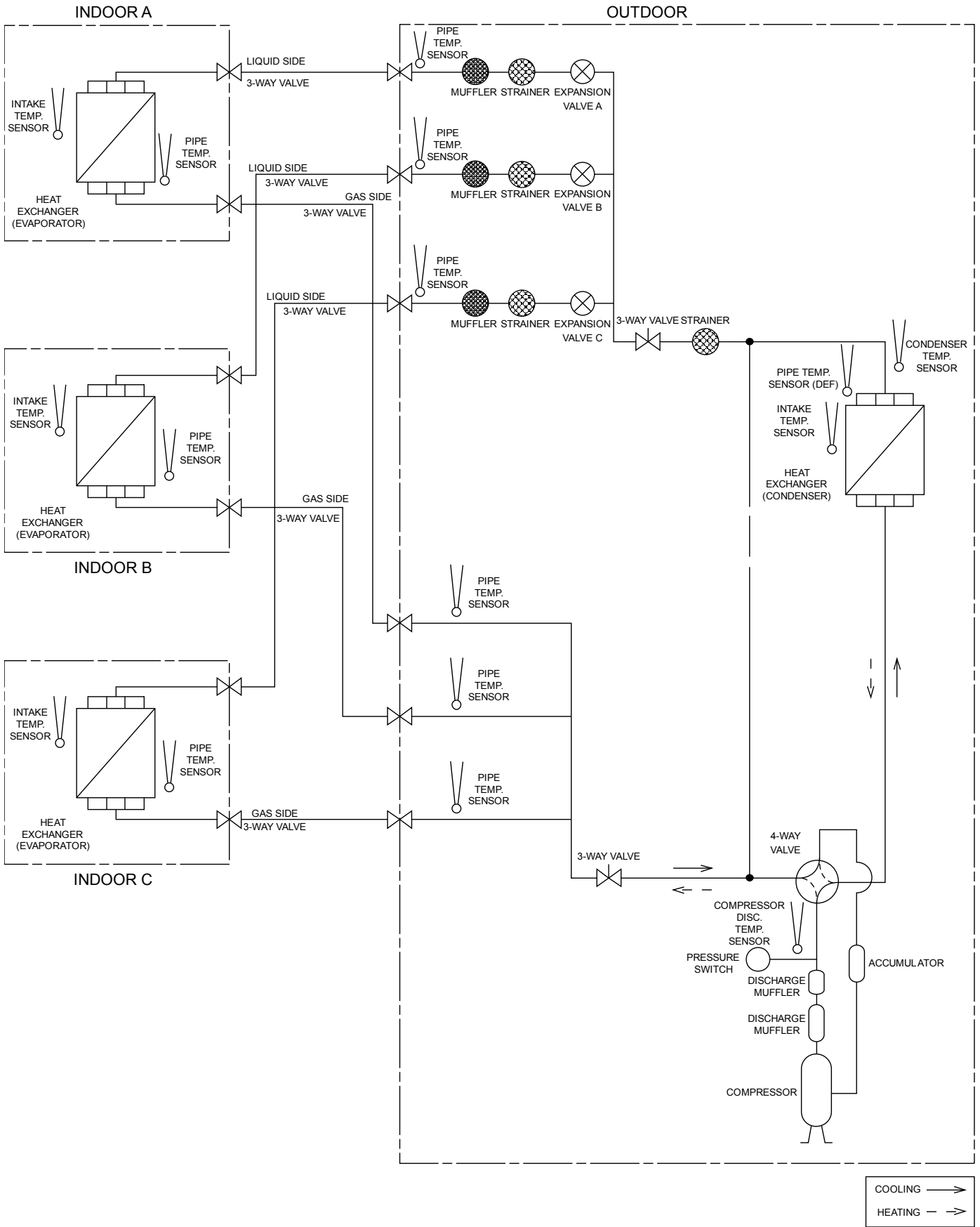


<Side View>

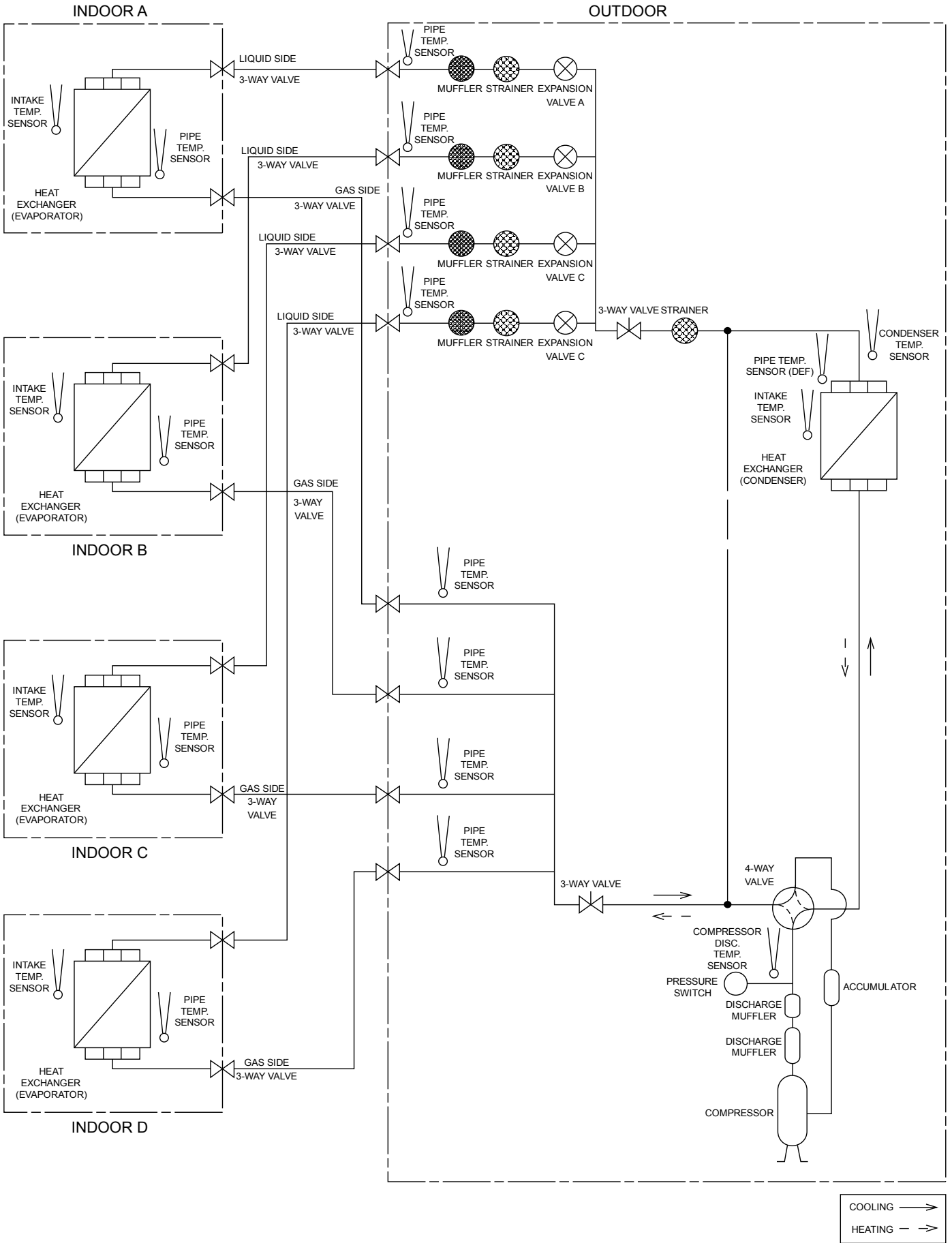


5. Refrigeration Cycle Diagram

5.1 CU-3Z52TBE CU-3Z68TBE

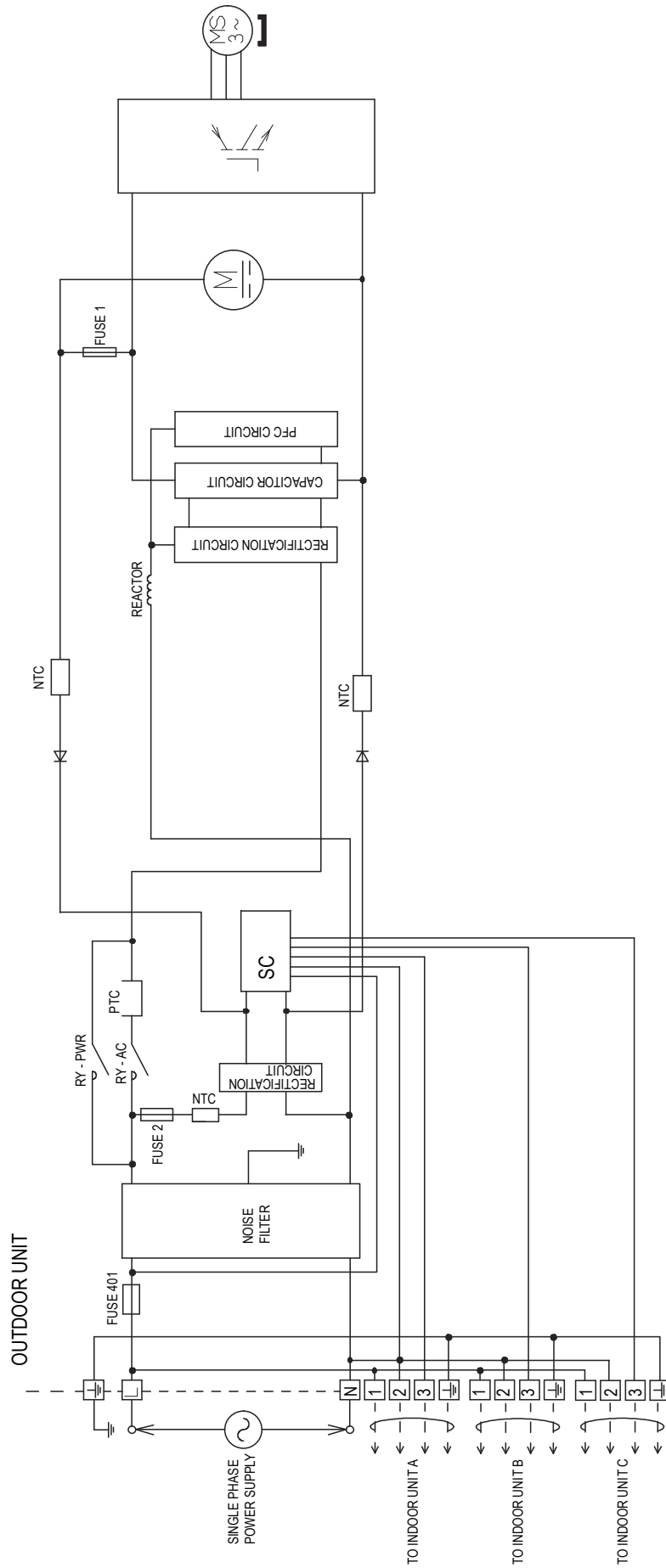


5.2 CU-4Z68TBE

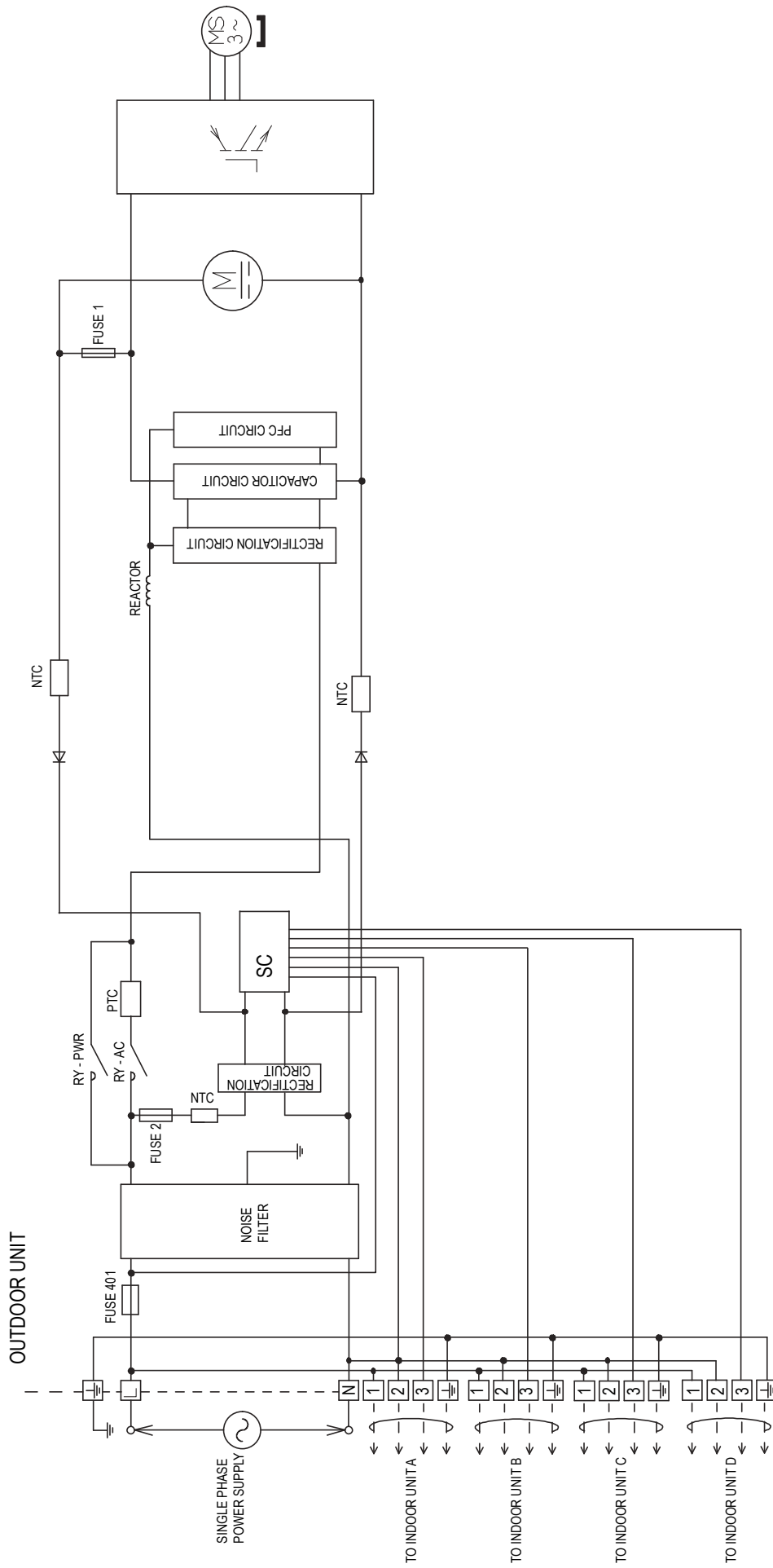


6. Block Diagram

6.1 CU-3Z52TBE CU-3Z68TBE



6.2 CU-4Z68TBE

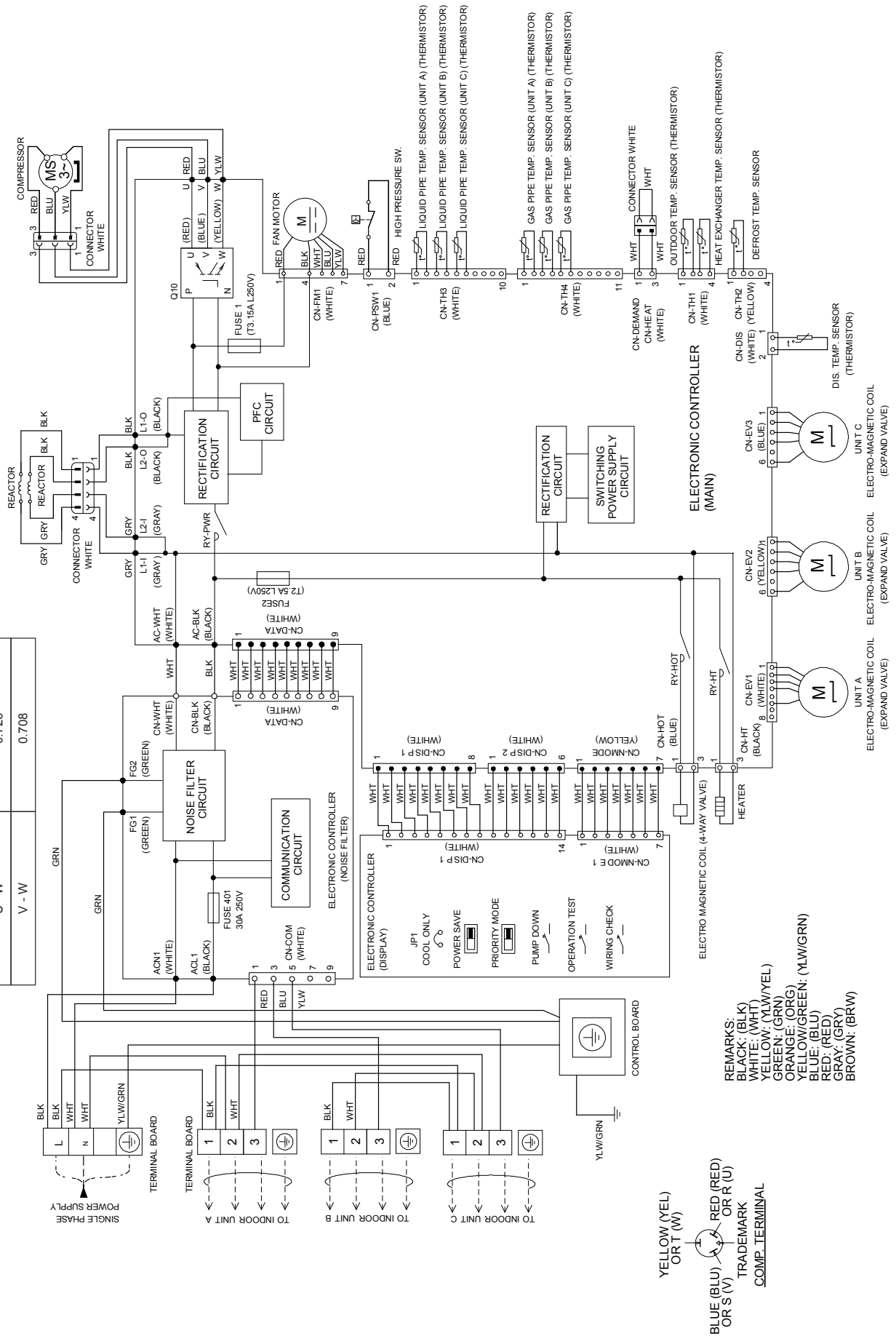


7. Wiring Connection Diagram

7.1 CU-3Z52TBE CU-3Z68TBE

Resistance of Compressor Windings

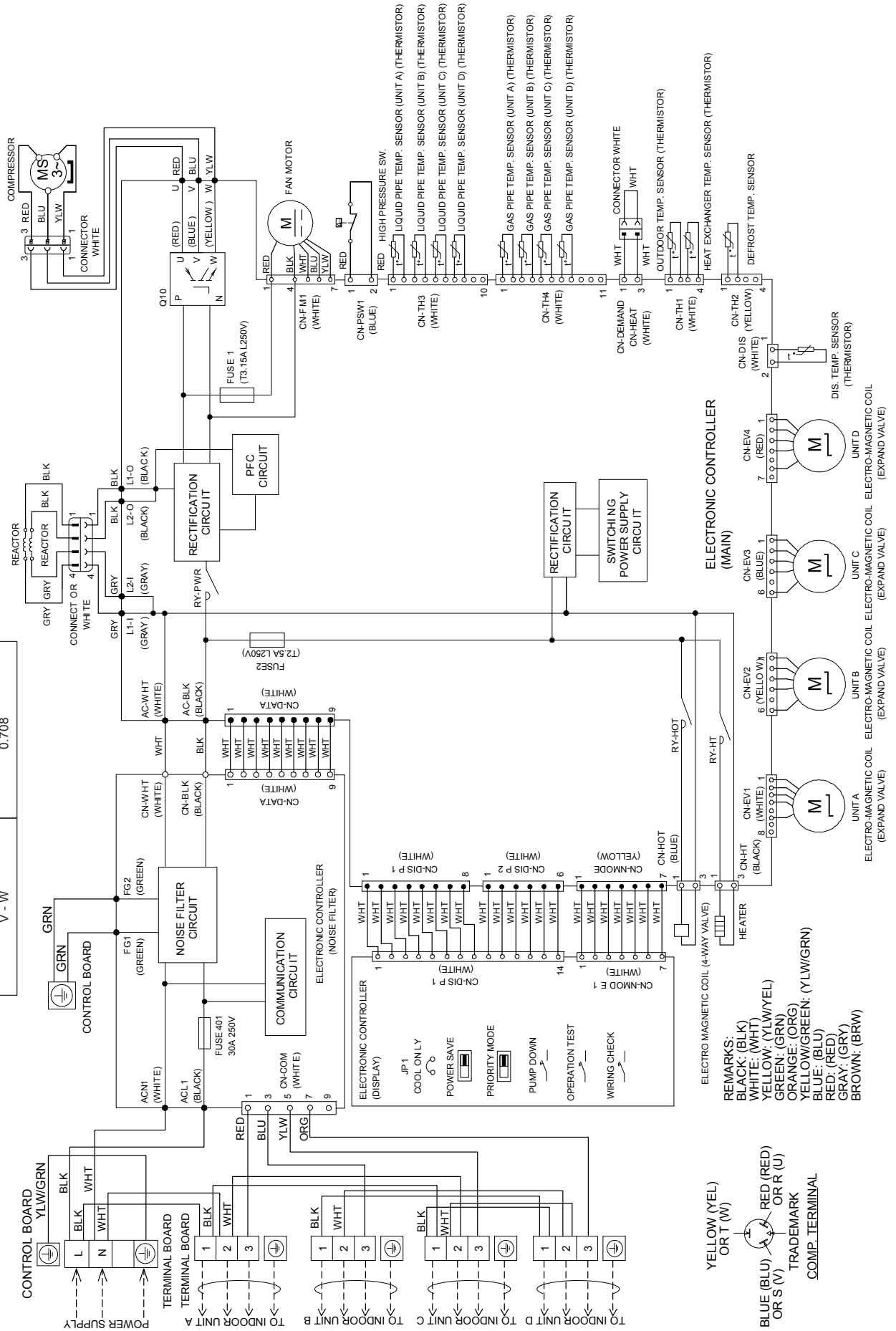
CONNECTION	9KD184XAA21 (Ω)
U - V	0.720
U - W	0.726
V - W	0.708



7.2 CU-4Z68TBE

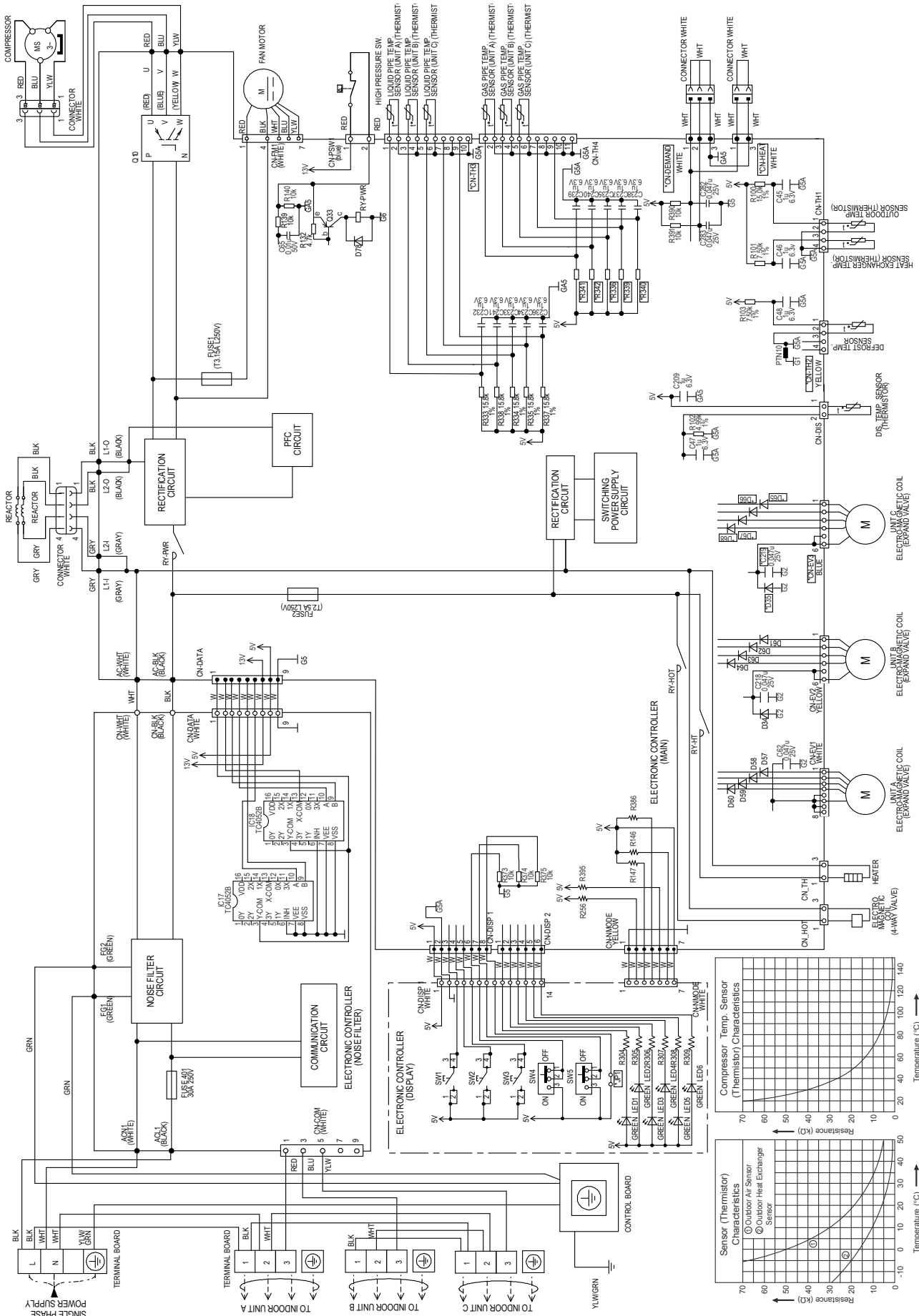
Resistance of Compressor Windings

CONNECTION	9KD184XAA21 (Ω)
U - V	0.720
U - W	0.726
V - W	0.708

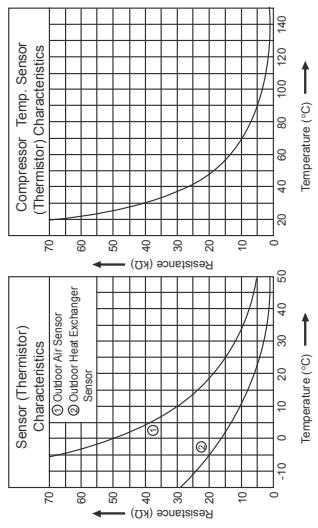
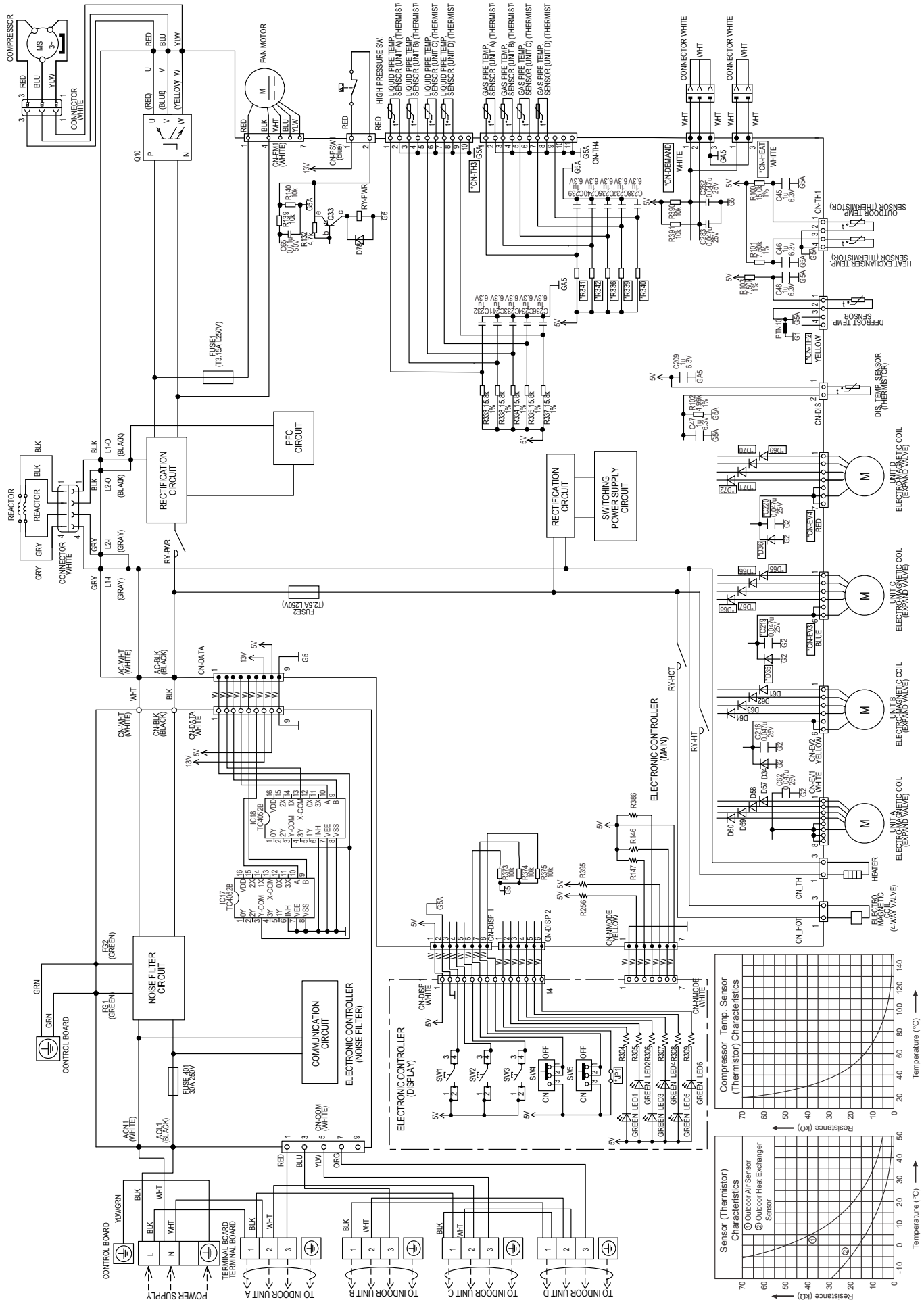


8. Electronic Circuit Diagram

8.1 CU-3Z52TBE CU-3Z68TBE

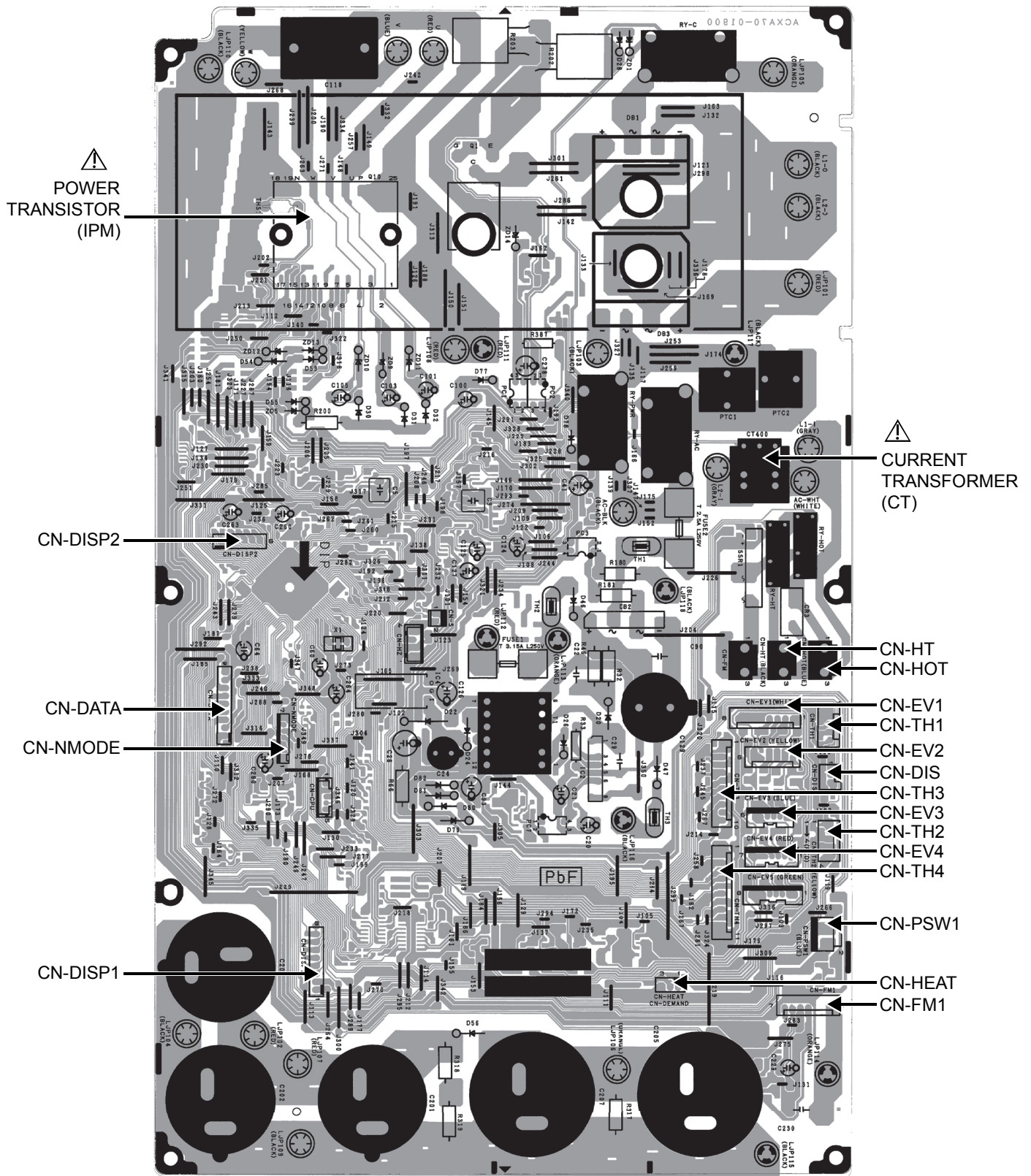


8.2 CU-4Z68TBE

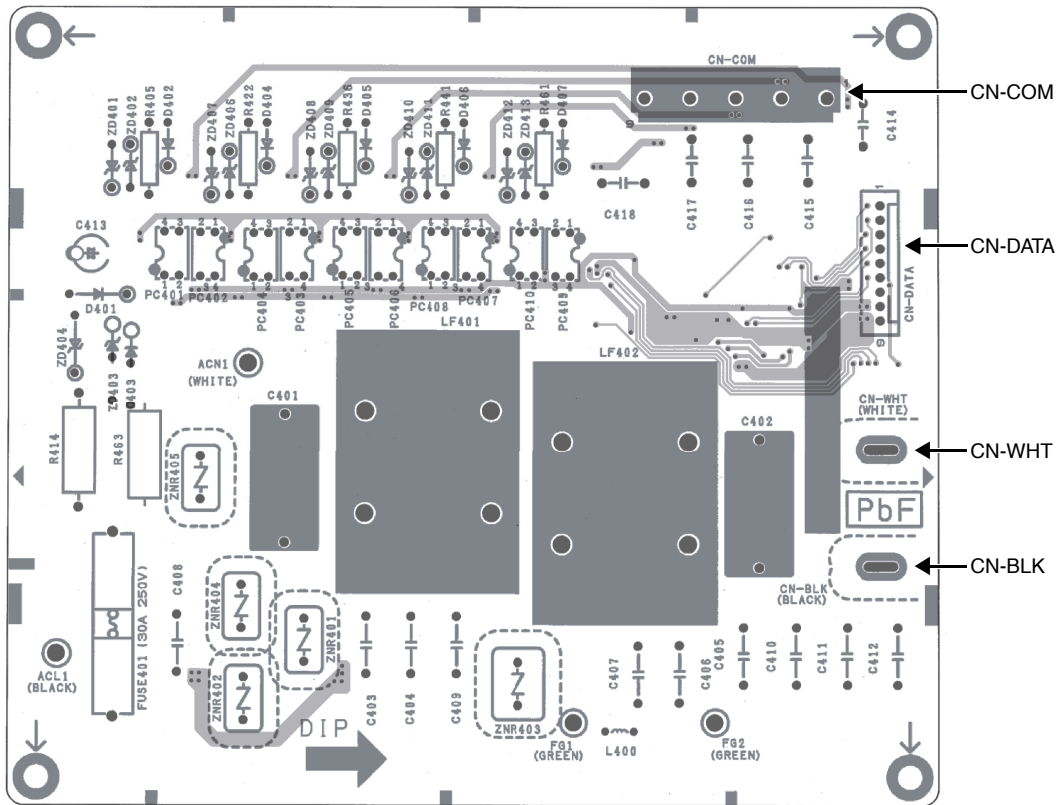


9. Printed Circuit Board

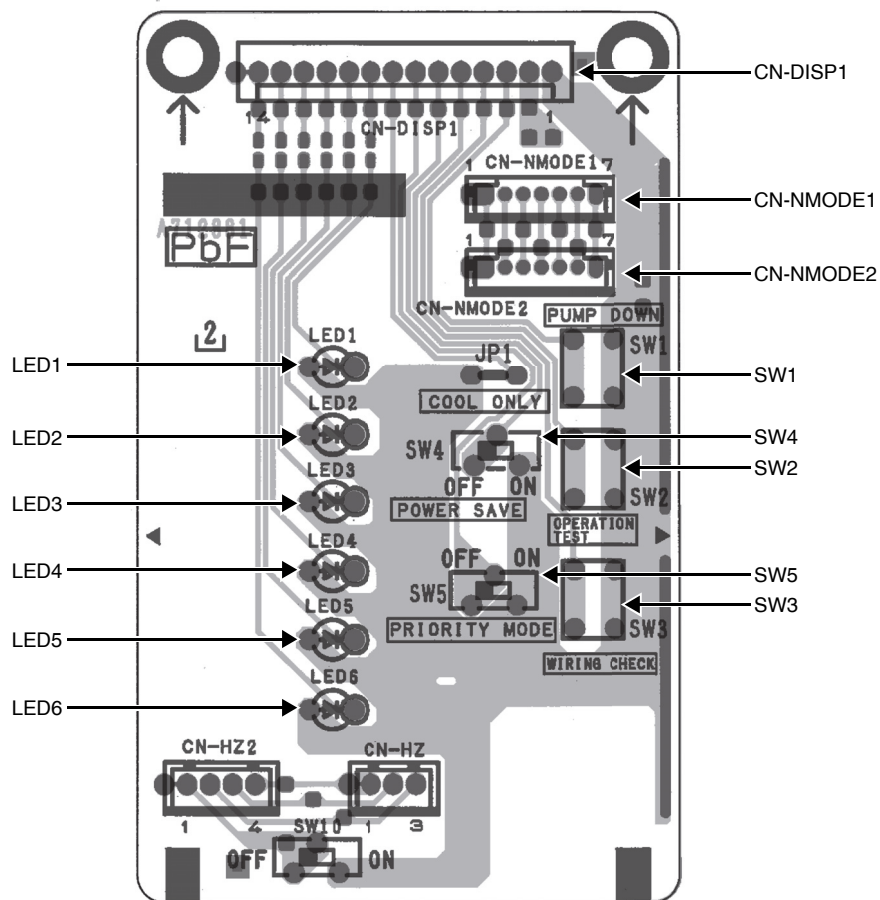
9.1 Main Printed Circuit Board



9.2 Noise Filter Printed Circuit Board



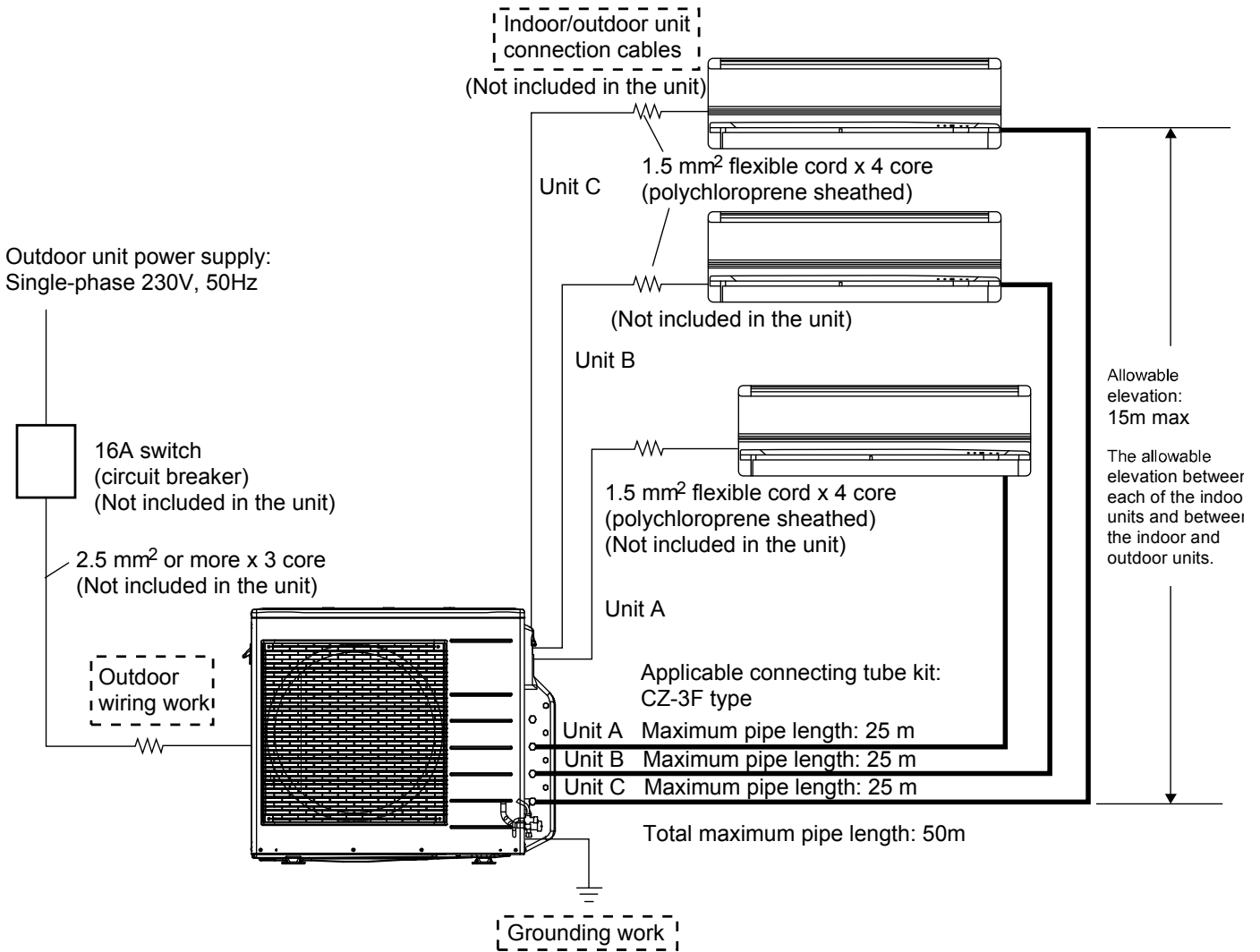
9.3 Display Printed Circuit Board



10. Installation Information

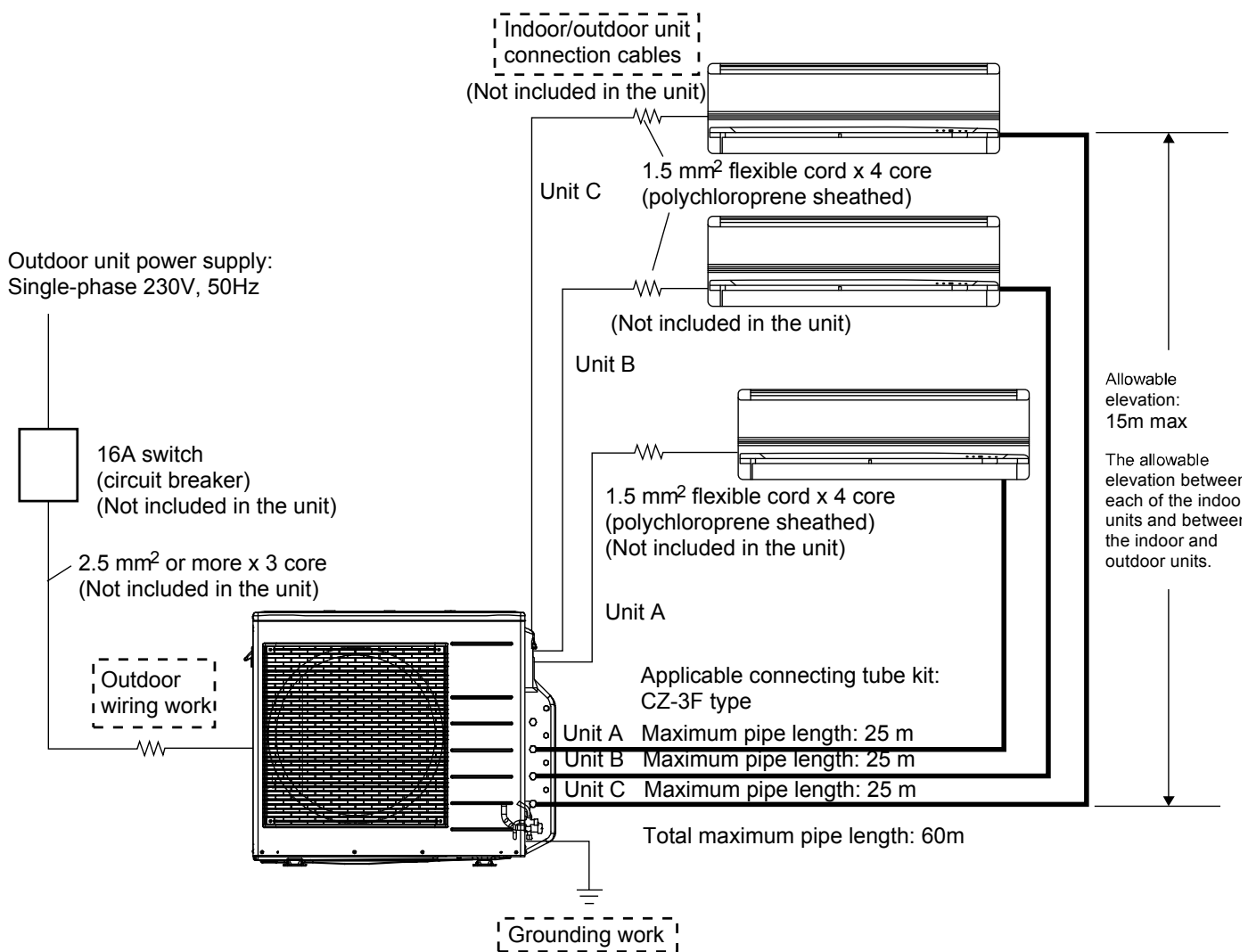
10.1 CU-3Z52TBE

10.1.1 Check Points



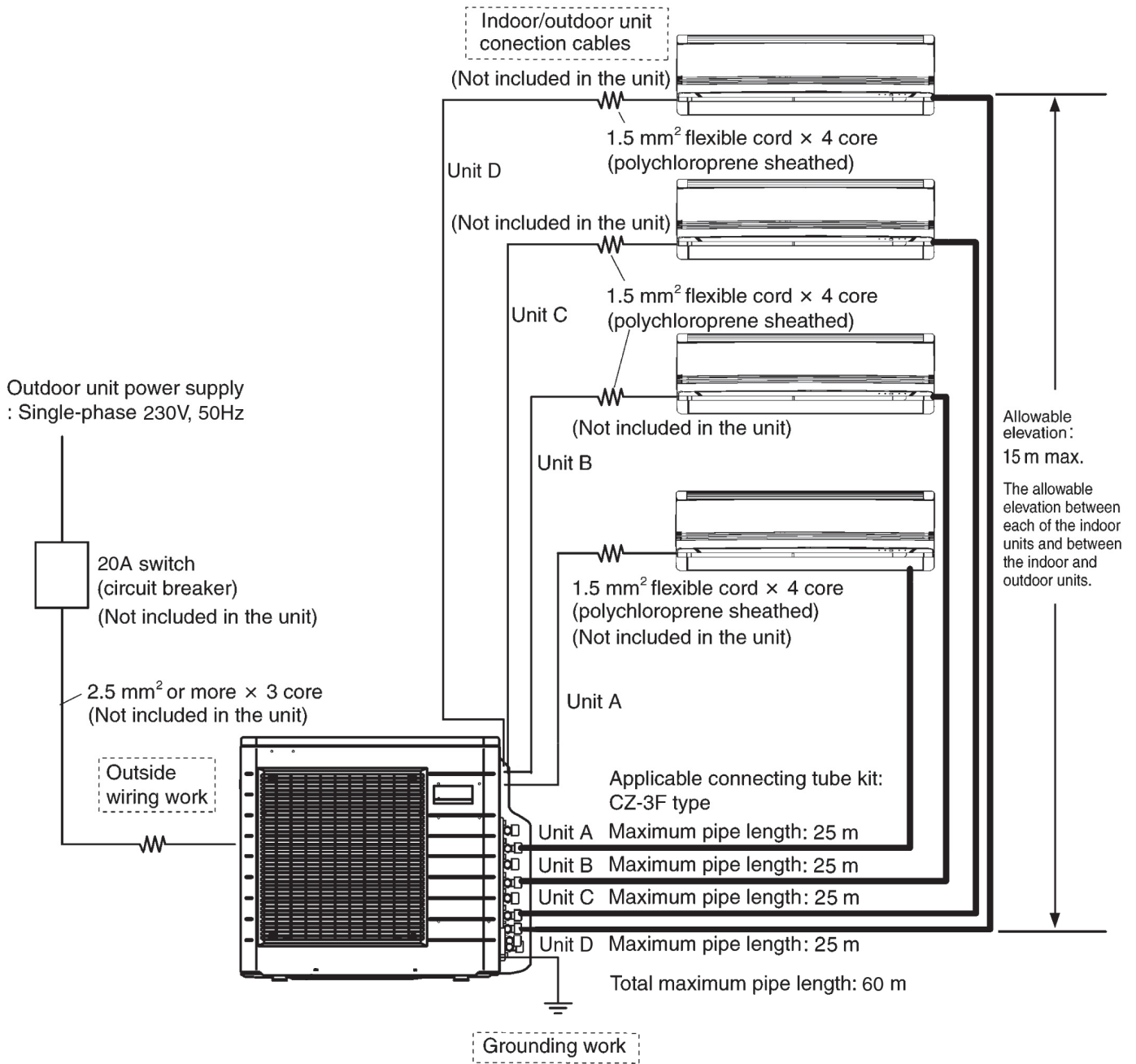
10.2 CU-3Z68TBE

10.2.1 Check Points



10.3 CU-4Z68TBE

10.3.1 Check Points



11. Installation Instruction

11.1 Select The Best Location

- If an awning is built over the unit to prevent direct sunlight or rain, be careful that heat radiation from the condenser is not obstructed.
- There should not be any animal or plant which could be affected by hot air discharged.
- Keep the spaces indicated by arrows from wall, ceiling, fence or other obstacles.
- Do not place any obstacles which may cause a short circuit of the discharged air.

Refrigerant piping size		
Outdoor Unit	CU-3Z52***	CU-3Z68*** CU-4Z68***
Liquid - side	ø 6.35 t0.8	ø 6.35 t0.8
Gas - side	ø 9.52 t0.8	ø 9.52 t0.8 *(ø 12.7 t0.8)

* In case of indoor is CS-TZ60***, CS-TE60*** CS-E21***, then ø 12.7 t0.8 gas-pipe size must be used together with CZ-MA2P (pipe size expander)

Table A

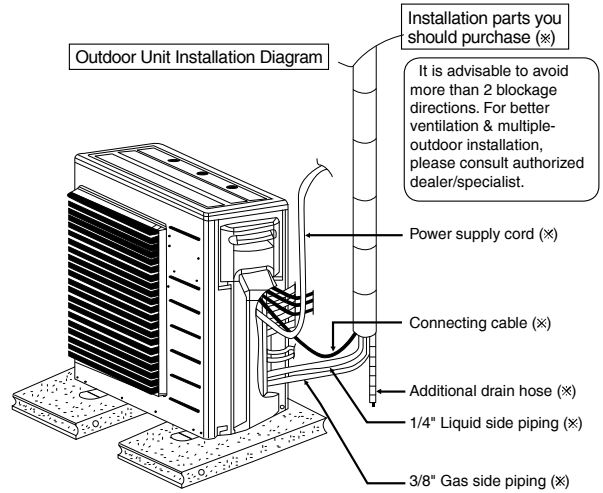
MODEL	Maximum Total Piping Length for add. Gas (m)	Additional Refrigerant (g/m)	Wall Mounted Indoor A _{min} (m ²)	Mini Cassette Indoor A _{min} (m ²)	Ducted Indoor A _{min} (m ²)
CU-3Z52***	30	20	5.96	3.99	3.99
CU-3Z68***	30	20	6.95	4.65	4.65
CU-4Z68***	30	20	6.95	4.65	4.65

- If total piping length of all indoor units exceed the maximum total length listed above, additionally charge with 20 g of refrigerant (R32) for each additional meter of piping.

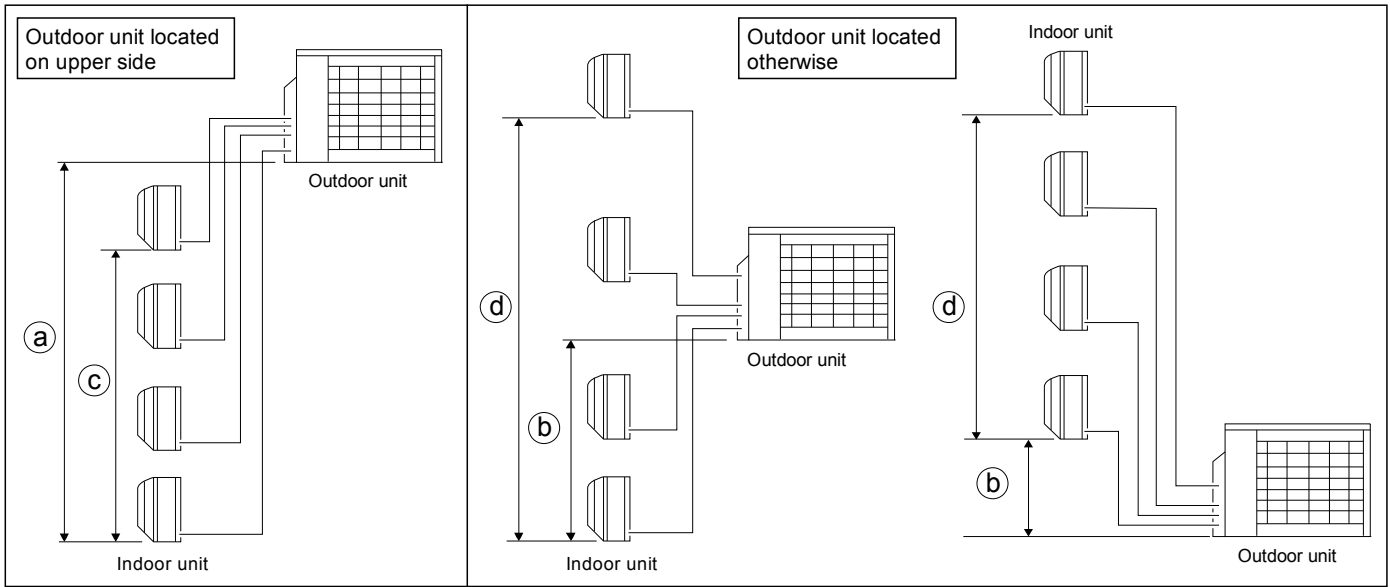
$$A_{\min} = (M / (2.5 \times (LFL)^{(5/4)} \times h_0))^2$$

A_{min} = Required minimum room area, in m²
M = Required charge amount in appliance, in kg
LFL = Lower flammable limit (0.306 kg/m³)
h₀ = Installation height of the appliance (1.8 m for Wall Mounted, 2.2 m for Mini Cassette & Ducted).

Allowable piping length				
Outdoor Unit			CU-3Z52***	CU-3Z68***, CU-4Z68***
Allowable piping length of each indoor unit (min. ~ max.)			3 m ~ 25 m	3 m ~ 25 m
Allowable total piping length of all indoor unit			50 m or less	60 m or less
Height difference between indoor and outdoor unit	Outdoor unit located on upper side	Ⓐ	15 m or less	15 m or less
	Outdoor unit located otherwise	Ⓑ	7.5 m or less	7.5 m or less
Height difference between indoor unit	Outdoor unit located on upper side	Ⓒ	7.5 m or less	7.5 m or less
	Outdoor unit located otherwise	Ⓓ	15 m or less	15 m or less

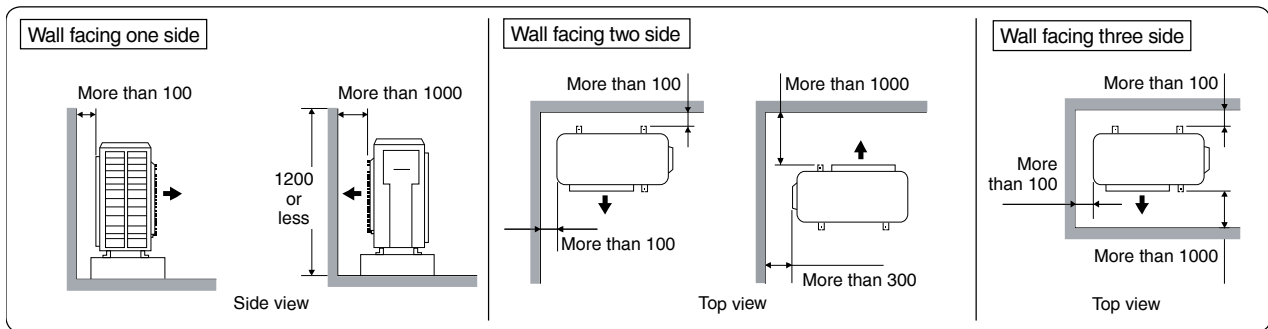


- This illustration is for explanation purposes only.
- * Note: Respective indoor unit installation procedure shall refer to instruction manual provided in the indoor unit packaging.



Outdoor Unit Installation Guidelines

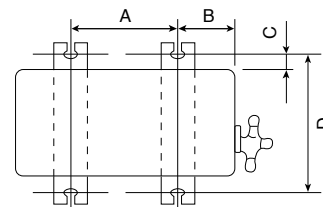
- Where a wall or other obstacle is in the path of outdoor unit's intake or exhaust airflow, follow the installation guidelines below.
- For any of the below installation patterns, the wall height on the exhaust side should be 1200 mm or less.



Unit : mm

11.2 Install The Outdoor Unit

- After selecting the best location, start installation to Indoor/Outdoor Unit Installation Diagram.
 1. Fix the unit on concrete or rigid frame firmly and horizontally by bolt nut ($\phi 10$ mm).
 2. When installing at roof, please consider strong wind and earthquake. Please fasten the installation stand firmly with bolt or nails.



Model	A	B	C	D
CU-3Z52***, CU-3Z68***, CU-4Z68***	613 mm	131 mm	16 mm	360.5 mm

11.3 Connect The Piping

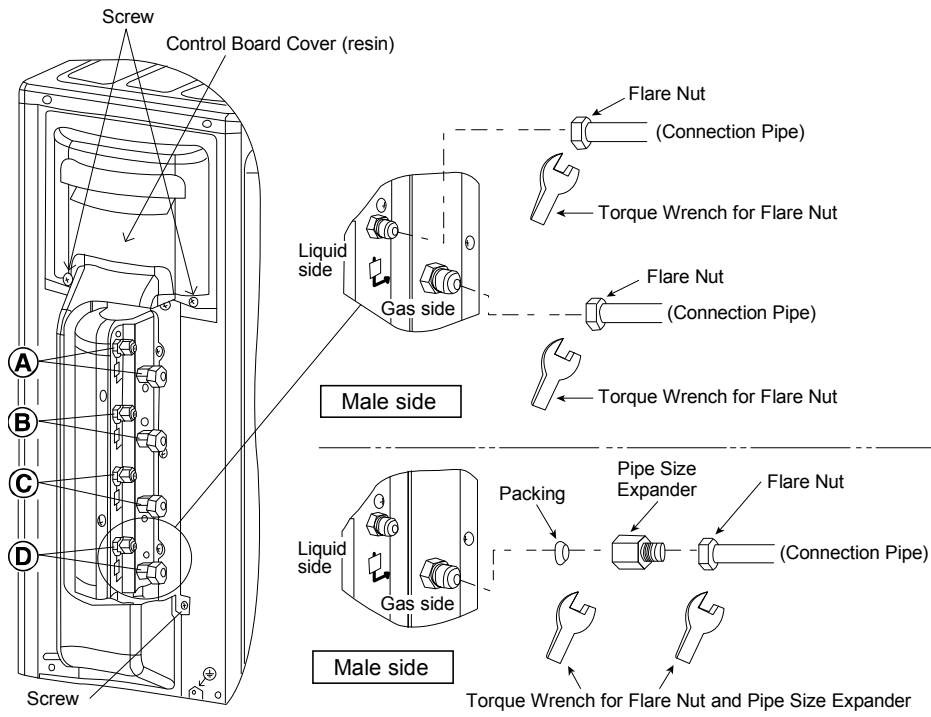
- Remove the control board cover (resin) from the unit by loosening three screws.

Connecting The Piping To Outdoor Unit

Decide piping length and then cut by using pipe cutter. Remove burrs from cut edge. Make flare after inserting the flare nut (locate at valve) onto the copper pipe.

Align center of piping to valves and then tighten with torque wrench to the specified torque as stated in the table.

CAUTION	
Do not over tighten, over tightening may cause gas leakage	
Piping size	Torque
1/4" [6.35 mm]	[18 N•m (1.8 kgf•m)]
3/8" [9.52 mm]	[42 N•m (4.3 kgf•m)]
1/2" [12.7 mm]	[55 N•m (5.6 kgf•m)]
5/8" [15.88 mm]	[65 N•m (6.6 kgf•m)]
3/4" [19.05 mm]	[100 N•m (10.2 kgf•m)]



Female side

Applicable to
 Liquid and Gas side of
 CS-MZ16***, CS-TZ25***
 CS-MTZ16***, CS-TZ35**
 CS-Z20***, CS-TZ42***,
 CS-Z25***, CS-TZ50***,
 CS-Z35***, CS-TE20***,
 CS-Z42***, CS-TE25***,
 CS-Z50***, CS-TE35***,
 CS-XZ20***, CS-TE42***,
 CS-XZ25***, CS-TE50***,
 CS-XZ35***, CS-E9***,
 CS-XZ50***, CS-E12***,
 CS-TZ20***, CS-E18***

Liquid side of
 CS-TZ60***, CS-TE60***,
 CS-E21***

Female side

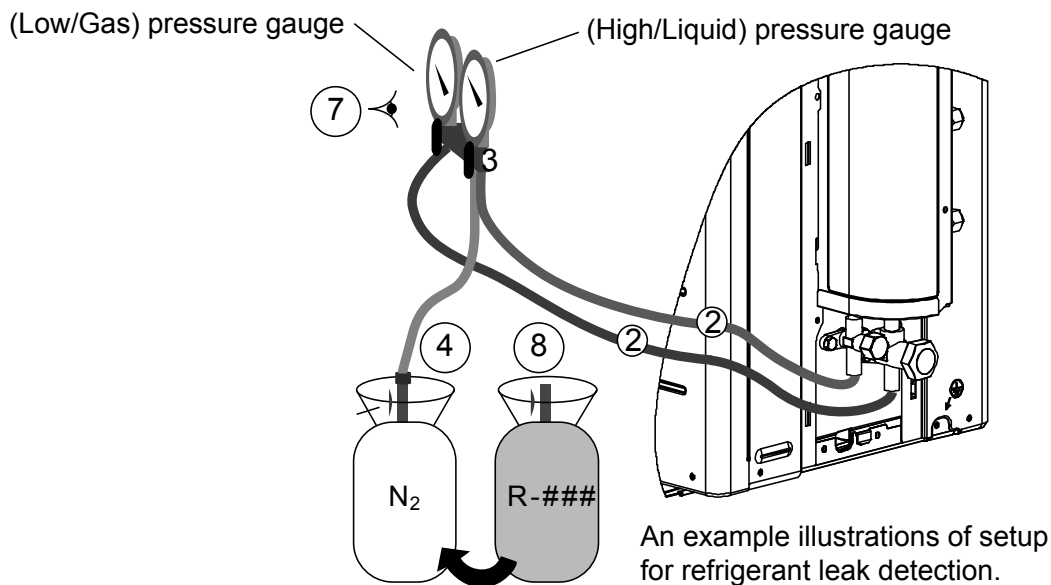
Applicable to
 Gas side of CS-TZ60***,
 CS-TE60***, CS-E21***

11.4 Air Tightness Test on the Refrigerating System

Before system charged with refrigerant and before the refrigerating system is put into operation, below site test procedure and acceptance criteria shall be verified by the certified technicians, and/or the installer:-

Step 1: Pressure test for refrigerant leak detection:

- 1) Steps for pressure test, in accordance to ISO 5149.
- 2) Evacuate the system from refrigerant before the leak test, attach the gauge manifold set correctly and tightly. Charging hose of Low side connect to Gas side. (Charging hose of High side connect to Liquid side if applicable.)
- 3) Adjust the knob on the service valves, and regulator on the gauge set, so that test gas can be inserted through the centre manifold of the gauge set.
- 4) Insert Nitrogen gas into the system through the centre manifold and wait until the pressure within the system to reach about 1 MPa (10 BarG) wait for a few hours and monitor the pressure reading on the gauges.
- 5) Please note that the system's pressure may rise slightly if the test is carried out on mid day, due to temperature rise. The inverse may happen when there is temperature drop at night. However, this variation will be minimal.
- 6) Waiting time depends on the size of the system. Larger systems may require 12 hours of waiting time. Leak detection within smaller system can be achieved in 4 hours.
- 7) Check if there is a constant pressure drop. Move to next step "Step 2: Refrigerant leak detection..." if there is any pressure drop. Otherwise, release the Nitrogen gas and, move to "Step 3: Evacuation of the equipment".
- 8) Next, insert a small amount of same refrigerant into the system through the centre hose, until the pressure reaches about 1 MPa (10BarG).



Step 2: Refrigerant leak detection through Electronic halogen leak detector and/or ultrasonic leak detector:

- 1) Use any one of below detector to check leaking.
 - i. Electronic halogen leak detector.
 - i-a) Switch on the unit.
 - i-b) Cover the test area from direct draft.
 - i-c) Pass the detection probe near test area and wait for audible and visible signals.
 - ii. Ultrasonic Leak Detector.
 - ii-a) Make sure the area is quiet.
 - ii-b) Switch on the ultrasonic leak detector.
 - ii-c) Move the probe along your air conditioning system to test for leaks, and mark for repair.
- 2) Any leak detected at this level shall be repaired and retested, starting from "Step 1: Pressure test".

NOTE:

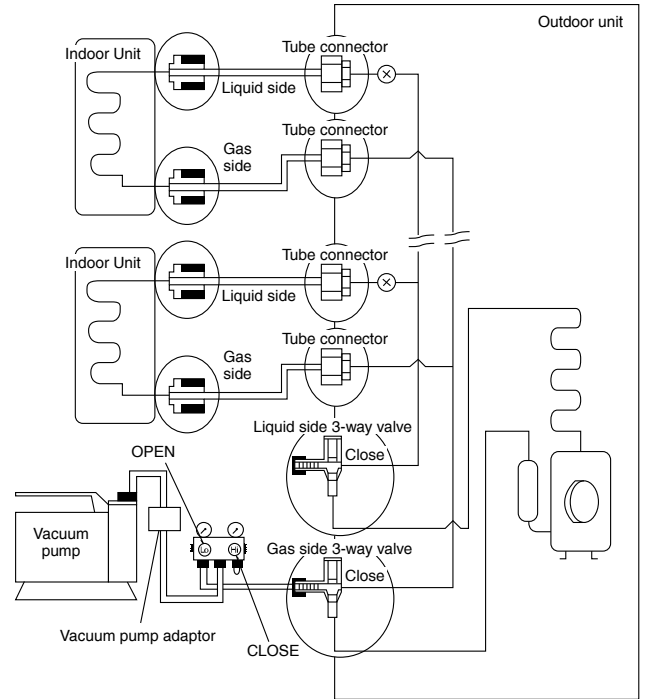
- Always recover the refrigerant and Nitrogen gas into recovery cylinder after completion of a test.
- You must use the detection equipment with Detectable Leak Rate of 10^{-6} Pa. m³/s or better.
- Do not use refrigerant as test medium for system with total refrigerant charge more than 5 kg.
- Test shall be performed with dry Nitrogen or another non-flammable, non-reactive, dried gas. Oxygen, air or mixtures containing them shall not be used.

Step 3: Evacuation of the equipment:

	Do not purge the air with refrigerants but use a vacuum pump to vacuum the installation.
	There is no extra refrigerant in the outdoor unit for air purging.

1. Connect a charging hose with a push pin to the Low side of a charging set and the service port of the gas side 3-way valve.
 - Be sure to connect the end of the charging hose with the push pin to the service port.
2. Connect the center hose of the charging set to a vacuum pump.
3. Turn on the power switch of the vacuum pump and make sure that the needle in the gauge moves from 0 cmHg (0 MPa) to -76 cmHg (-0.1 MPa). Then evacuate the air approximately ten minutes.
4. Close the Low side valve of the charging set and turn off the vacuum pump. Make sure that the needle in the gauge does not move after approximately five minutes.

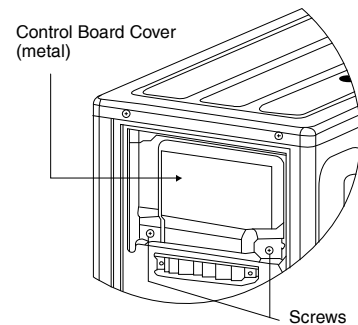
Note : BE SURE TO TAKE THIS PROCEDURE IN ORDER TO AVOID REFRIGERANT GAS LEAKAGE.
5. Disconnect the charging hose from the vacuum pump and from the service port of the 3-way valve.
6. Tighten the service port caps of gas side 3-way valve at a torque of 18 N•m with a torque wrench.
7. Remove the valve caps of both of the gas side and liquid side 3-way valve. Position both of the valves to “OPEN” using a hexagonal wrench (4 mm).
8. Mount valve caps onto the gas side and liquid side of the 3-way valve.
 - Be sure to check for gas leakages.



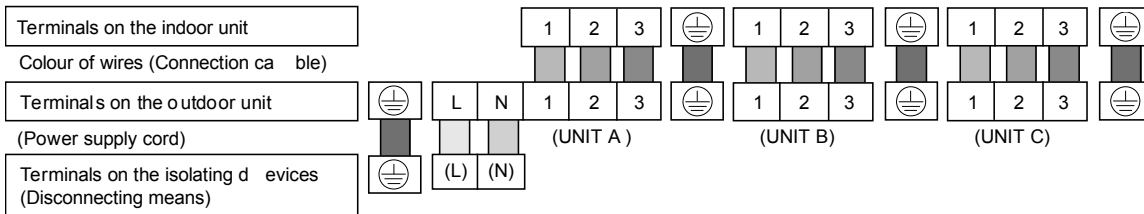
	CAUTION
<ul style="list-style-type: none"> • If gauge needle does not move from 0 cmHg (0 MPa) to -76 cmHg (-0.1 MPa), in step ③ above take the following measure: <ul style="list-style-type: none"> - If the leak stops when the piping connections are tightened further, continue working from step ③. - If the leak does not stop when the connections are retightened, repair location of leak. - Do not release refrigerant during piping work for installation and reinstallation. - Take care of the liquid refrigerant, it may cause frostbite. 	

11.5 Connect The Cable To The Outdoor Unit

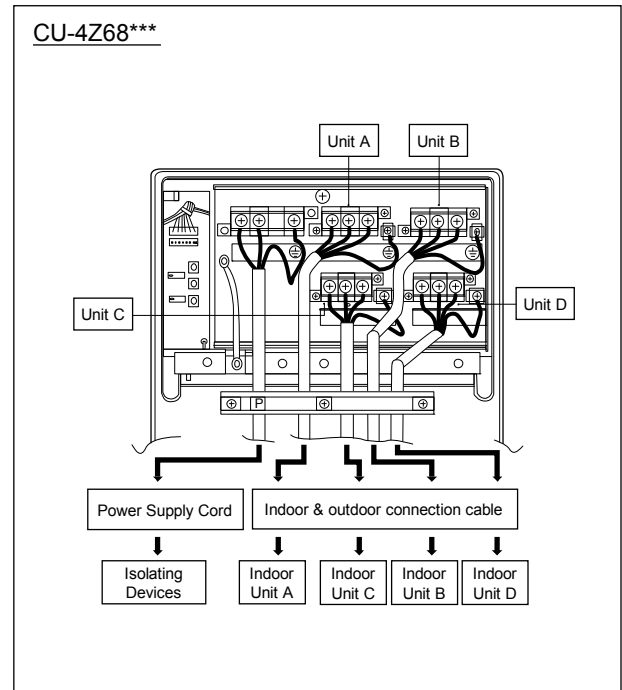
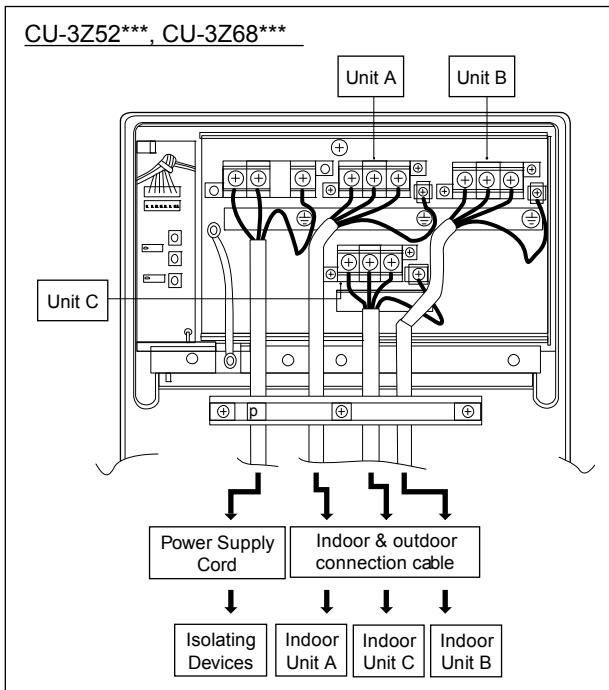
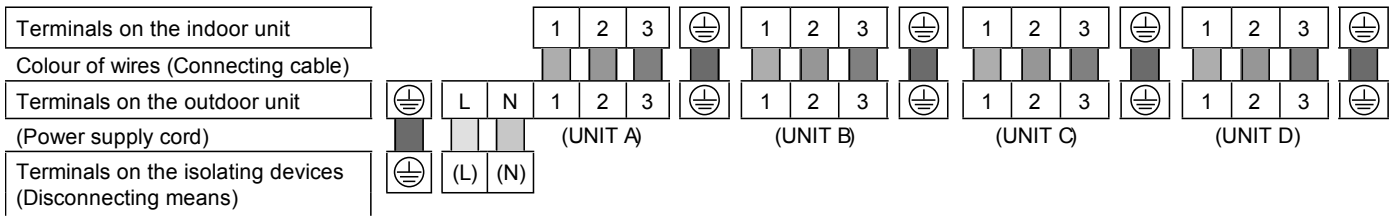
1. Remove the control board cover metal from the unit by loosening two screws.
2. Cable connection to the power supply through isolating Devices (Disconnecting means).
 - Connect approved type polychloroprene sheathed **power supply cord** 3 x 2.5 mm² 60245 IEC 57 type designation or heavier cord to the terminal board, and connect the others end of the cord to Isolating Devices (Disconnecting means).
3. **Connecting cable** between indoor unit and outdoor unit shall be approved polychloroprene sheathed 4 x 1.5 mm² flexible cord, type designation 60245 IEC 57 or heavier cord. Allowable connection cable length of each indoor unit shall be 30 m or less.
4. Connect the power supply cord and connecting cable between indoor unit and outdoor unit according to the diagram as shown.



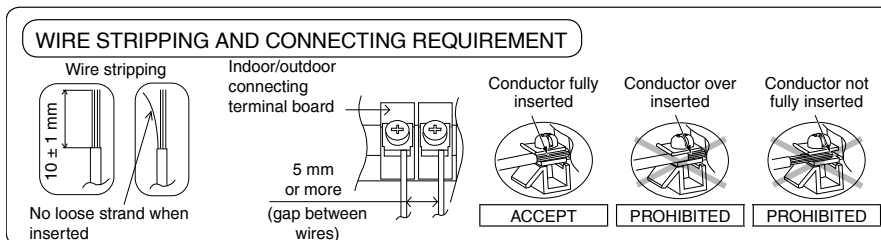
CU-3Z52*, CU-3Z68*****



CU-4Z68***




5. For wire stripping and connection requirement, refer to the diagram below.
6. Secure the power supply cord and connecting cables onto the control board with the holder.
7. Attach the control board cover back to the original position with screw.




- ⚡ This equipment must be properly earthed.
 - Note: Isolating Devices (Disconnecting means) should have minimum 3.0 mm contact gap.
 - Earth wire shall be Yellow/Green (Y/G) in colour and longer than other AC wires for safety reason.

11.6 Heat Insulation

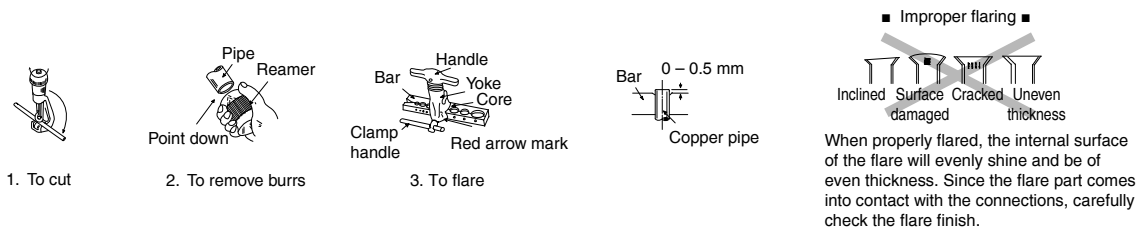
1. Please carry out insulation at pipe connection portion as mentioned in Indoor/Outdoor Unit Installation Diagram. Please wrap the insulated piping end to prevent water from going inside the piping.
2. If drain hose or connecting piping is in the room (where dew may form), please increase the insulation by using POLY-E FOAM with thickness 6 mm or above.

	Refrigerant tubing shall be protected against mechanical damage.
---	--

 CAUTION	Use a material with good heat-resistant properties as the heat insulation for the pipes. Be sure to insulate both the gas-side and liquid-side pipes. If the pipes are not adequately insulated, condensation or water leakages may occur.	Liquid-side pipes	Material shall withstand 120°C or higher
	Gas-side pipes		

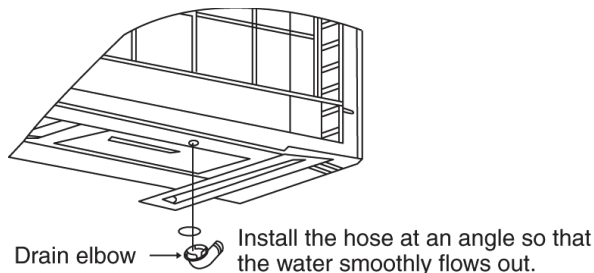
CUTTING AND FLARING THE PIPING

1. Please cut using pipe cutter and then remove the burrs.
2. Remove the burrs by using reamer. If burrs is not removed, gas leakage may be caused. Turn the piping end down to avoid the metal powder entering the pipe.
3. Please make flare after inserting the flare nut onto the copper pipes.



11.7 Disposal of Outdoor Unit Drain Water

- If a drain elbow is used, the unit should be placed on a stand which is taller than 5 cm.
- If the unit is used in an area where temperature falls below 0°C for 2 or 3 days in succession, it is recommended not to use a drain elbow, for the drain water freezes and the fan will not rotate.

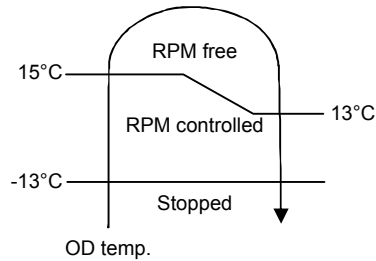


12. Operation Control

12.1 Cooling Operation

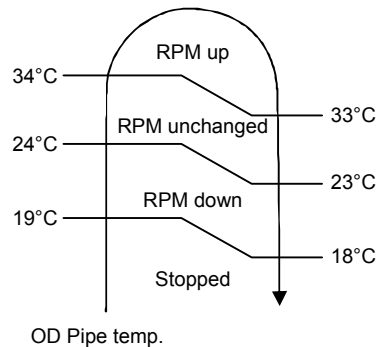
12.1.1 Outdoor fan control

- When cooling operation is enabled, based on outdoor ambient temperature, fan motor control will be adjusted according to figure below:



12.1.2 Annual Cooling control

- This control is to enable cooling operation when outdoor ambient temperature is low.
- Control start conditions:
 - Cooling operation is activated with compressor ON.
 - Outdoor ambient temperature is less than 15°C
- Control contents:
 - When the above conditions are fulfilled, based on outdoor pipe temperature, the outdoor fan motor will operate according to figure below:



- To improve the judgment accuracy during annual cooling control, outdoor ambient temperature sampling for 2 minutes will be activated every 35 minutes under designated fan speed.
- Control stop conditions:
 - When either one of the start conditions are not complied.

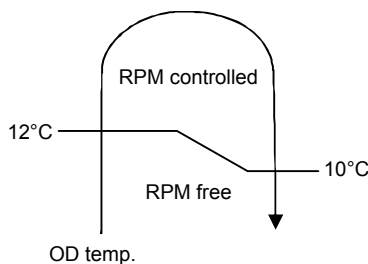
12.1.3 Cooling Powerful Operation 1

- During cooling operation, this control is to concentrate outdoor unit capability to the powerful operation enabled indoor unit by temporary stop the capability supply to low load demand indoor units.
- Operation start condition:
 - Powerful operation ON for targeted indoor unit
- Operation content:
 - If other indoor units (where Powerful operation are OFF) achieve setting temperature continuously for 1 minute after received powerful command from indoor unit, then capability supply to other indoor units are stopped for minimum 3 minutes.
Capability supply stop period follows powerful operation period.
- Operation stops when comply either one of the following conditions:
 - When other indoor units (where Powerful operation are OFF) is demand for capacity.
 - When the powerful operation is OFF for all indoor units.
 - When Quiet operation received from 1 indoor unit.
 - When protection control starts.

12.2 Heating Operation

12.2.1 Outdoor fan control

- When heating operation is enabled, based on outdoor ambient temperature, fan motor control will be adjusted according to figure below for Heating overload control:



12.2.2 Heating Room Temp Sampling Control

- To improve the judgment accuracy, indoor room temperature sampling starts when any indoor unit has stopped capability supplied (heating thermo-off) during heating operation with compressor ON, outdoor unit will send signal to all thermo-off indoor units to ON fan motor and get room temperature sample.
- To prevent discharge temperature drop at indoor units which is ON when sampling the room temperature of heating thermo-off units, the compressor frequency is increased accordingly.
- However, if indoor room temperature is much higher compare to remote control setting temperature, before thermo-off, sampling of corresponding indoor unit will be cancelled.

12.2.3 Powerful Operation 2

- During cooling / heating operation, this control is to provide fast cooling / heating operation compare to normal operation.
- Operation start if all condition below are complied:
 - Powerful operation ON for indoor unit.
 - Not under Annual Cooling control.
- Operation content:
 - Outdoor fan speed will adjust automatically.
 - Compressor frequency will adjust automatically.
- Operation stop when comply either one of the follow conditions:
 - When the powerful operation is OFF for all indoor units.
 - When annual cooling control activated.

12.3 Outdoor Quiet Cooling Operation Control

- Purpose**
Provide quiet cooling operation when only 1 indoor in operation.
- Start Condition**
 - Indoor fan speed is lower than Lo fan.
 - Only 1 operation indoor unit.
 - Not in any cooling overload zone.
 - Not during annual cooling
 - Not initial frequency operation.
 - Not during starting control.
 - Not during “Electronic part temperature rise protection by outdoor air & total current”
 - Not during “Electronic part temperature rise protection by total current”
 - Not during “IPM temperature rise prevention control”
 - During cool mode

All conditions above are satisfied and function selection enable.
- Control Contents**
Compressor frequency and outdoor fan speed maximum limit is set. Adjust accordingly.

	Compressor frequency	Outdoor fan speed
Cool/Quiet	#30 Hz	#400 rpm

- Cancel Condition
 - Indoor fan speed is equal or higher than Lo fan.
 - > 1 operation indoor unit.
 - In any cooling overload zone.
 - During annual cooling
 - Initial frequency operation.
 - During starting control.
 - During “Electronic part temperature rise protection by outdoor air & total current”
 - During “Electronic part temperature rise protection by total current”
 - During “IPM temperature rise prevention control”
 - Not during cool mode
- When any above is satisfied.

13. Simultaneous Operation Control

- Operation modes which can be selected using the remote control unit:
 - Automatic, Cooling, Dry, Heating and e-ion operation mode.
- Types of operation modes which can be performed simultaneously
 - Cooling operation and Cooling, Dry or e-ion operation.
 - Heating operation and Heating operation.
- Types of operation modes which cannot be performed simultaneously
 - During cooling operation, heating operation is impossible at another indoor unit in another room.
 - The priority is given to cooling operation if the cooling mode is selected first. In another room where heating mode is selected afterward, the POWER LED blinks to indicate the heating operation is in standby condition, where the fan is stopped hence no discharged air.
 - During heating operation, cooling operation is impossible at another indoor unit in another room.
 - The priority is given to heating operation if the heating mode is selected first. In another room where cooling mode is selected afterward, the POWER LED blinks to indicate the cooling operation is in standby condition, where the fan is stopped hence no discharged air.
- Operation mode priority control
 - The operation mode designated first by the indoor unit has priority.
 - If the priority indoor unit stops operation or initiates the fan operation, the priority is transferred to other indoor units.

“Waiting” denotes the standby status in which the POWER LED blinks (ON for 2.5 seconds and OFF for 0.5 seconds) and the fan is stopped.

		ROOM A	Non Priority Unit (2 nd ON)			
			Cooling	Dry	Heating	e-ion
Priority Unit (1 st ON)	Cooling	C	D	Waiting	E	
	Dry	C	D	Waiting	E	
	Heating	D	D	D	D	
	e-ion	Waiting	Waiting	H	Stop	
		H	H	H	H	
		C	D	H	E	
		E	E	Stop	E	

In the e-ion mode, priority is transferred to a non-priority unit.

Note

- C: Cooling operation mode
- D: Dry operation mode
- H: Heating operation mode
- E: e-ion operation mode

14. Protection Control

14.1 Freeze Prevention control (Cool)

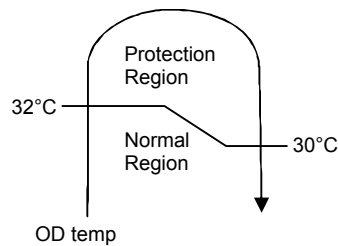
- When received freeze prevention signal from indoor unit, the compressor frequency changes according to indoor heat exchanger temperature.
- When indoor unit request capability OFF due to freeze condition, immediately the capability supply to targeted indoor unit stops.

14.2 Dew Prevention control (Cool)

- When received dew prevention signal from indoor unit, which according to indoor intake temperature and indoor heat exchanger temperature the compressor frequency changes.

14.3 Electronic Parts Temperature Rise Protection 1 (Cool)

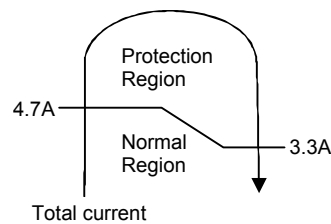
- This control prevents electronic parts temperature rise during cooling overload condition.
- Start conditions:
 - Outdoor ambient temperature is at protection region as shown in figure below:



- Outdoor unit total current is above 5.5A
- Control content
 - Outdoor fan speed is adjusted accordingly.
- Control stop condition
 - When outdoor ambient temperature is back to normal region.
- During this control, outdoor fan speed does not reduce for Quiet operation.

14.4 Electronic Parts Temperature Rise Protection 2 (Cool)

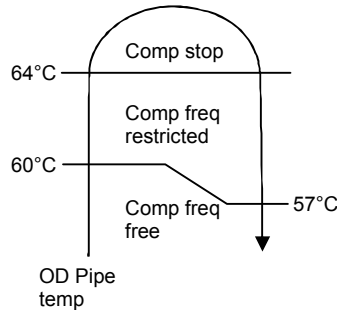
- This control prevents electronic parts temperature rise during cooling/dry operation.
- Start conditions:
 - Total current is at protection region as shown in figure below:



- Control content
 - Outdoor fan speed is adjusted accordingly.
- Control stop conditions
 - When total current is back to normal region.
- During this control, outdoor fan speed does not reduce for Quiet operation.

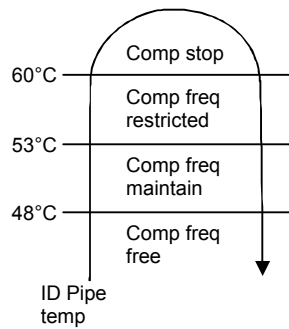
14.5 Cooling overload control (Cool)

- This control detect outdoor pipe temperature and perform the compressor frequency restriction during cooling operation.

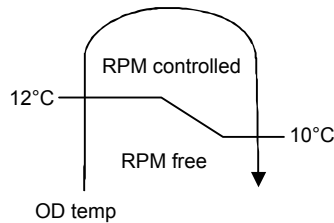


14.6 Heating overload control (Heat)

- This control detect indoor pipe temperature and perform the compressor frequency restriction during heating operation.

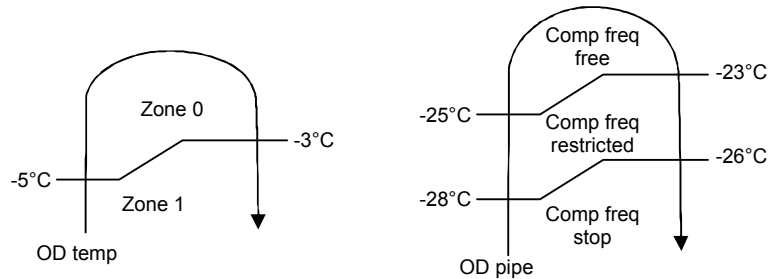


- This control detect outdoor ambient temperature and perform the fan speed adjustment during heating operation.



14.7 Extreme Low Temperature Compressor low pressure protection control (Heat)

- This control is to prevent low pressure drops too low during extremely low outdoor ambient temperature to improve the compressor reliability.
- During heating operation, when outdoor ambient temperature is in Zone 1, this control will be activated. Compressor frequency restriction will be based on outdoor piping temperature.



14.8 Deice Control

- When outdoor pipe temperature and outdoor air temperature is low, deice operation starts where indoor fan motor and outdoor fan motor stop, indoor unit horizontal vane close and operation LED blink with compressor ON.

14.9 Time Delay Safety Control (Restart Control)

- The compressor will not restart within three minutes after compressor is stopped.
- This control is not applicable if the power supply reset or after deice condition.

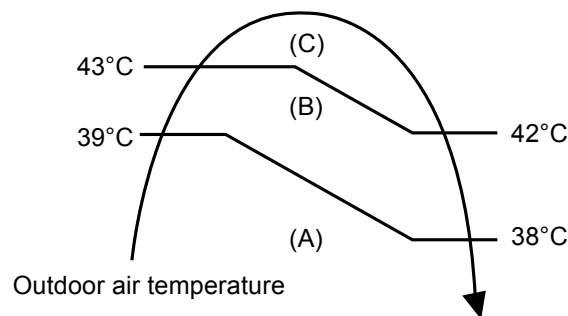
14.10 30 seconds Force Operation

- Once the compressor starts operation, it will not stop its operation for 30 seconds in order to cycle back compressor oil.
- However, it can be stopped using remote control or Auto OFF/ON button at indoor unit.

14.11 Total Current Control

- By referring to table below, during normal (default) operation, the running current refer to Hi values and during Power Save Mode, the running current refer to Lo values.
- When the outdoor unit total running current (AC) exceeds X value, compressor frequency will decrease.
- If the running current does not exceed X value for 5 seconds, compressor frequency will increase.
- However, if total outdoor unit running current exceeds Y value, compressor will be stopped immediately for 3 minutes.

Operation Mode		CU-3Z52TBE		CU-3Z68TBE		CU-4Z68TBE	
		X (A)	Y (A)	X (A)	Y (A)	X (A)	Y (A)
Cooling/Soft Dry (A)	Hi	12.72	15.67	12.72	15.67	12.72	15.67
	Lo	8.73	15.67	8.73	15.67	8.73	15.67
Cooling/Soft Dry (B)	Hi	12.72	15.67	12.72	15.67	12.72	15.67
	Lo	8.73	15.67	8.73	15.67	8.73	15.67
Cooling/Soft Dry (C)	Hi	12.72	15.67	12.72	15.67	12.72	15.67
	Lo	12.72	15.67	12.72	15.67	12.72	15.67
Heating	Hi	12.72	15.67	12.72	15.67	12.72	15.67
	Lo	8.73	15.67	8.73	15.67	8.73	15.67



14.12 IPM (power transistor) Protection Control

- Overheating Prevention Control
 - If IPM temperature rises to 80°C, outdoor fan speed will be increased.
 - When the IPM temperature rises to 95°C, compressor operation will stop immediately.
 - Compressor operation restarts when temperature decreases to 90°C.
 - If IPM temperature detected less than -30°C, IPM is judged as open circuit ("F96" is indicated).
- DC peak current control
 - When IPM DC current exceeds set value of 30.0 ± 3.0 A, the compressor will stop.
 - If the DC peak current detected within 30 seconds after operation starts, compressor will restart after 1 minute.
 - If the DC peak current detected 30 seconds or more after operation starts, compressor will restart after 2 minutes.
 - Within 30 seconds after compressor restarts, if the DC peak current is exceeded set value continuously for 7 times, all indoor and outdoor relays will be cut off ("F99" is indicated).
- Error reset can be done by power supply reset.

14.13 Compressor Protection Control (Gas leak detection control 1)

- Control start conditions
 - For 5 minutes, the compressor continuously operates and total current is low.
 - During Cooling or Soft Dry operation:
Indoor intake temperature — indoor piping temperature is below 4°C.
 - During Heating operation:
Indoor pipe temperature — indoor intake temperature is below 3°C.
 - Not during deice control.
 - Compressor ON with maximum frequency.
- Control content
 - Compressor stops (and restart after 3 minutes)
 - If the conditions above happen 4 times within 60 minutes, the unit will stop operation (“F91” is indicated).

14.14 Compressor Protection Control (Gas leak detection control 2)

- This control detect gas leakage condition to prevent compressor damage.
- Control start condition
 - All connected indoor units capability supply ON.
 - Compressor ON with maximum frequency.
 - Not during annual cooling.
 - Compressor discharge temperature high.
- Control content
 - Compressor OFF during this control (“F91” is memorized in EEPROM)
 - If the above conditions happen 2 times within 60 minutes, indoor units’ Timer LED will blinks (“F91” is indicated at all indoor units)

14.15 Valve close detection control

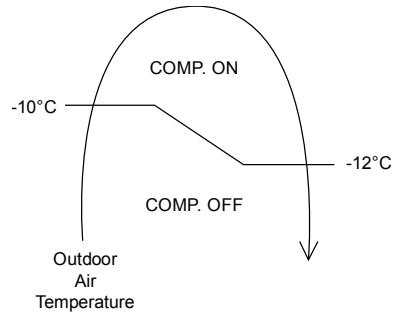
- This control detects 3-way valve close condition to prevent damage to refrigerant cycle.
- Start conditions:
 - For all connected indoor units, if Indoor intake temperature — indoor piping temperature are between -2°C and 2°C continuously for 5 minutes after compressor ON at first cooling operation.
 - The first cooling operation is defined as cooling operation is ON for less than 8 minutes after new installation or after pump down.
- Control content
 - During this control, compressor stop, indoor units’ Timer LED will blink. (“F91” is indicated at indoor units)
- Error reset can be done by power supply reset or reset by using remote control.

14.16 Compressor discharge high pressure protection control

- This control protect by using high pressure switch during operation.
- Start conditions
 - High pressure switch is activated (from normally close to open) when outdoor operation mode is cooling or heating during compressor running.
- Control 1 content
 - Compressor stop when high pressure switch is opened and restart after high pressure switch closed. If this condition happen 4 times within 30 minutes, “F94” is indicated.
 - After 30 minutes, counter is reset if this condition does not happen for 4 times.
- Control 1 stop conditions
 - Power supply reset
 - Reset by using remote control

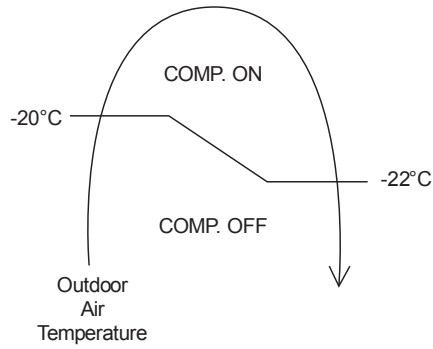
14.17 Cooling Outdoor Air Temperature Control (Cool)

- The compressor will be stopped to avoid compressor overloading.

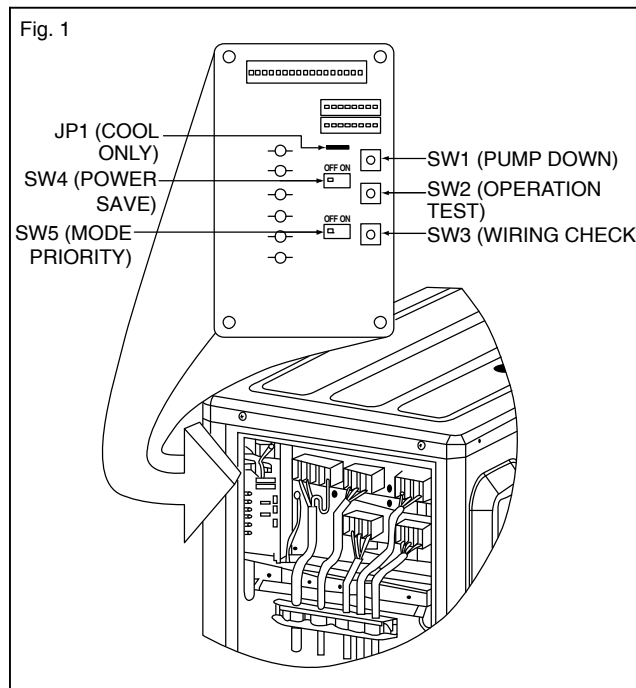


14.18 Heating Outdoor Air Temperature Control (Heat)

- The compressor will be stopped to avoid compressor overloading.



15. Servicing Mode



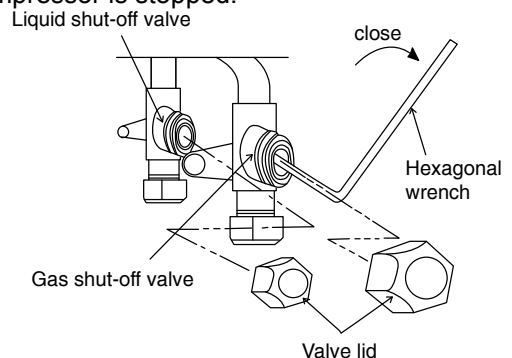
15.1 Pump down operation (SW1)

- Operate the pump down process according to the following procedure
 - Confirm the valve on the liquid side and gas side are open.
 - Press PUMP DOWN switch (SW1) on the Display PCB inside the outdoor unit for more than 5 seconds. Pump down (cooling) operation is performed for 15 minutes.
 - Set the liquid side 3 way valve to close position and wait until the pressure gauge indicates 0.01MPa (0.1kg/cm²G).
 - Immediate set the gas side valve to close position and then press the PUMP DOWN switch (SW1) to stop the pump down operation.

NOTE: Pump down operation will stop automatically after 15 minutes if PUMP DOWN switch (SW1) is not pressed again. Pump down operation is not started within 3 minutes after compressor is stopped.

LED	2	3	4	5	Message
Status	○	○	○	○	Pump down operation in progress
	○	○	○		3 minutes before operation end
	○	○			2 minutes before operation end
	○				1 minute before operation end
					Pump down operation end

○: Blinking



15.2 Test Run Operation

- Test operation can be carried out using TEST OPERATION switch (SW2) on the Display PCB inside the outdoor unit.
- For Cooling test, press the TEST OPERATION switch (SW2) for 5 seconds or more but less than 10 seconds, LED1 and LED 2 will illuminate when shift into cooling test operation.
- For Heating test, press the TEST OPERATION switch (SW2) for more than 10 seconds, LED 1 and LED 3 will illuminate when shift into heating test operation.
- Press the TEST OPERATION switch (SW2) again to cancel test operation.

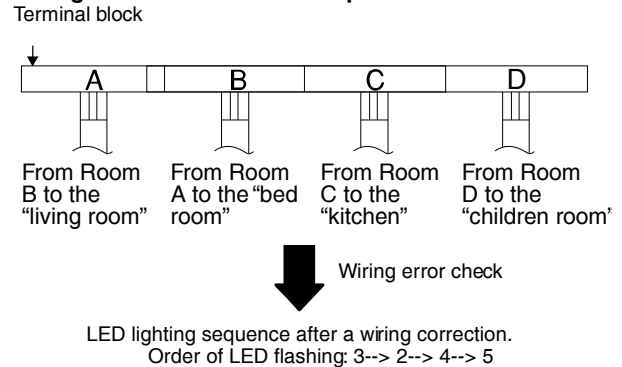
15.3 Wiring Error Check

- The unit capable to correct the wiring error automatically by following procedures.
 - Confirm the valve on the liquid side and gas side is open.
 - Press WIRING CHECK switch (SW3) on the Display PCB inside the outdoor unit for more than 10 seconds to start wiring check operation.
 - Wiring check process will complete in approximately 20 - 25 minutes. However, wiring check operation will not start within 3 minutes after compressor is stopped. When outdoor air temperature is less than 5°C or unit has abnormality, wiring check will not start. (See NOTE 2)
- The LED 2 to LED 6 in Display PCB inside the outdoor unit indicate the possibility of the correction as shown in the table below:

LED	2	3	4	5	6	Message
Room	A	B	C	D	-	
Status	All flashing					Automatic correction impossible
	LED2, 4, 6 and LED 3, 5 alternatively flashing					Wiring check in progress
	Flashing one after another					Automatic correction completed
	Other than above					Unit has abnormality (NOTE 4)

- If automatic correct is impossible, check the indoor unit wiring and piping manually.

Wiring automatic correct example



NOTE:

- For two rooms connection, LED 4 and 5 are not illuminated and for three rooms connections, LED 5 is not illuminated after wiring operation complete.
- If the outdoor air temperature is less than 5°C or unit has abnormality, wiring operation will not start.
- After wiring check operation is complete, LED indication will illuminated until normal operation starts.
- Follow the product diagnosis procedure.
- When LED 1 only illuminate, indicates that outdoor unit is operating normally.

15.4 Power Save Mode

- Power Save Mode can be enabled by pushing POWER SAVE switch (SW4) to ON before power supply ON.
- When Power Save Mode is ON, the unit can be operate at lower running current where the breaker capacity not achieve the requirement.

15.5 Mode priority function

- Mode priority function can be enabled by pushing MODE PRIORITY switch (SW5) to ON before power supply ON.
- When Mode Priority Function is ON, the mode priority is given to higher capacity indoor units.

15.6 Cooling only operation

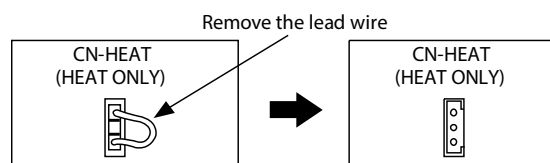
The equipment can be set to cooling only operation by setting the JP line on the outdoor unit display circuit board.

- Switch off power supply to the outdoor unit, cut JP1 (COOL ONLY) as shown in Figure 1.
- After cut off the wire, switch ON the equipment power.
- When setting the cooling only operation, Heating operation is disable.
- ODOUR WASH operation is disabled. (Odour cut operation is still enabled.)
- To revert back the setting to heat pump operation, switch OFF the equipment power, reconnect JP1 (COOL ONLY) back to short circuit condition and switch ON the equipment power.

15.7 Heating only function

The equipment can be set to heating only operation by some setting on the Outdoor unit main circuit board

- Switch off power supply to the outdoor unit, unplug and remove the lead wire on CN-HEAT.



16. Troubleshooting Guide

16.1 Self Diagnosis Function

- The display screen of wireless remote control unit and the self-diagnosis LEDs (green) on the outdoor printed circuit board in the outdoor unit can be used to identify the location of the problem.
Refer to the table below to identify and solve the cause of the problem, and then re-start the air conditioner system.
- If the problem is solved and operation returns to normal.
LED 1 illuminates and others LED are off.

Diagnosis display	Abnormality or protection control	LED 6	LED 5	LED 4	LED 3	LED 2	LED 1	Abnormality judgement	Protection operation	Problem	Check location
H11	Indoor/outdoor abnormal communication						○	After operation for 1 minute	Indoor fan only operation can start by entering into force cooling operation	Indoor/outdoor communication not establish	<ul style="list-style-type: none"> Indoor/outdoor wire terminal Indoor/outdoor PCB Indoor/outdoor connection wire
H12	Indoor unit capacity unmatched					○		90s after power supply	—	Total indoor capability more than maximum limit or less than minimum limit, or number of indoor unit less than two.	<ul style="list-style-type: none"> Indoor/outdoor connection wire Indoor/outdoor PCB Specification and combination table in catalogue
H15	Compressor temperature sensor abnormality					○	○	Continuous for 5s	—	Compressor temperature sensor open or short circuit	<ul style="list-style-type: none"> Compressor temperature sensor lead wire and connector
H16	Outdoor current transformer (CT) abnormality				○		○	—	—	Current transformer faulty or compressor faulty	<ul style="list-style-type: none"> Outdoor PCB faulty or compressor faulty
H27	Outdoor air temperature sensor abnormality				○	○		Continuous for 5s	—	Outdoor air temperature sensor open or short circuit	<ul style="list-style-type: none"> Outdoor air temperature sensor lead wire and connector
H28	Outdoor heat exchanger temperature sensor 1 abnormality				○	○	○	Continuous for 5s	—	Outdoor heat exchanger temperature sensor 1 open or short circuit	<ul style="list-style-type: none"> Outdoor heat exchanger temperature sensor 1 lead wire and connector
H32	Outdoor heat exchanger temperature sensor 2 abnormality			○				Continuous for 5s	—	Outdoor heat exchanger temperature sensor 2 open or short circuit	<ul style="list-style-type: none"> Outdoor heat exchanger temperature sensor 2 lead wire and connector
H33	Indoor / outdoor misconnection abnormality			○			○	—	—	Indoor and outdoor rated voltage different	<ul style="list-style-type: none"> Indoor and outdoor units check
H36	Outdoor gas pipe temperature sensor abnormality			○		○		Continuous for 5s	Heating protection operation only	Outdoor gas pipe temperature sensor open or short circuit	<ul style="list-style-type: none"> Outdoor gas pipe temperature sensor lead wire and connector
H37	Outdoor liquid pipe temperature sensor abnormality			○		○	○	Continuous for 5s	Cooling protection operation only	Outdoor liquid pipe temperature sensor open or short circuit	<ul style="list-style-type: none"> Outdoor liquid pipe temperature sensor lead wire and connector

Diagnosis display	Abnormality or protection control	LED 6	LED 5	LED 4	LED 3	LED 2	LED 1	Abnormality judgement	Protection operation	Problem	Check location
H64	Outdoor high pressure sensor abnormality			○	○			Continuous for 1 minutes	—	High pressure sensor open circuit during compressor stop	<ul style="list-style-type: none"> High pressure sensor Lead wire and connector
H97	Outdoor fan motor mechanism lock			○	○		○	2 times happen within 30 minutes	—	Outdoor fan motor lock or feedback abnormal	<ul style="list-style-type: none"> Outdoor fan motor lead wire and connector Fan motor lock or block
H98	Indoor high pressure protection			○	○	○		—	—	Indoor high pressure protection (Heating)	<ul style="list-style-type: none"> Check indoor heat exchanger Air filter dirty Air circulation short circuit
H99	Indoor operating unit freeze protection			○	○	○		—	—	Indoor freeze protection (Cooling)	<ul style="list-style-type: none"> Check indoor heat exchanger Air filter dirty Air circulation short circuit
F11	4-way valve switching abnormality			○	○	○	○	4 times happen within 30 minutes	—	4-way valve switching abnormal	<ul style="list-style-type: none"> 4-way valve Lead wire and connector.
F17	Indoor standby units freezing abnormality		○					3 times happen within 40 minutes	—	Wrong wiring and connecting pipe, expansion valve leakage.	<ul style="list-style-type: none"> Check indoor/outdoor connection wire and pipe Indoor heat exchanger sensor lead wire and connector Expansion valve lead wire and connector.
F90	Power factor correction (PFC) circuit protection		○				○	4 times happen within 20 minutes	—	Power factor correction circuit abnormal	<ul style="list-style-type: none"> Outdoor PCB faulty
F91	Refrigeration cycle abnormality		○			○		4 times happen within 60 minutes	—	Refrigeration cycle abnormal	<ul style="list-style-type: none"> Insufficient refrigerant or valve close
F93	Compressor abnormal revolution		○			○	○	4 times happen within 20 minutes	—	Compressor abnormal revolution	<ul style="list-style-type: none"> Power transistor module faulty or compressor lock
F94	Compressor discharge pressure overshoot protection		○		○			4 times happen within 30 minutes	—	Compressor discharge pressure overshoot	<ul style="list-style-type: none"> Check refrigeration system
F95	Outdoor cooling high pressure protection		○		○		○	4 times happen within 20 minutes	—	Cooling high pressure protection	<ul style="list-style-type: none"> Check refrigeration system Outdoor air circuit
F96	Power transistor module overheating protection		○		○	○		4 times happen within 30 minutes	—	Power transistor module overheat	<ul style="list-style-type: none"> PCB faulty Outdoor air circuit (fan motor)

Diagnosis display	Abnormality or protection control	LED 6	LED 5	LED 4	LED 3	LED 2	LED 1	Abnormality judgement	Protection operation	Problem	Check location
F97	Compressor overheating protection		○		○	○	○	3 times happen within 30 minutes	—	Compressor overheat	• Insufficient refrigerant
F98	Total running current protection		○	○				3 times happen within 20 minutes	—	Total current protection	• Check refrigeration system • Power source or compressor lock
F99	Outdoor direct current (DC) peak detection		○	○			○	Continuous happen for 7 times	—	Power transistor module current protection	• Power transistor module faulty or compressor lock

LED 1 illuminate is indicated that outdoor unit is operating normally. If the LED 1 is switched off or flashing, check the power supply and self-diagnosis indication.

●----- Illuminate
○----- Flashing
Blank ----- OFF

17. Disassembly and Assembly Instructions

WARNING

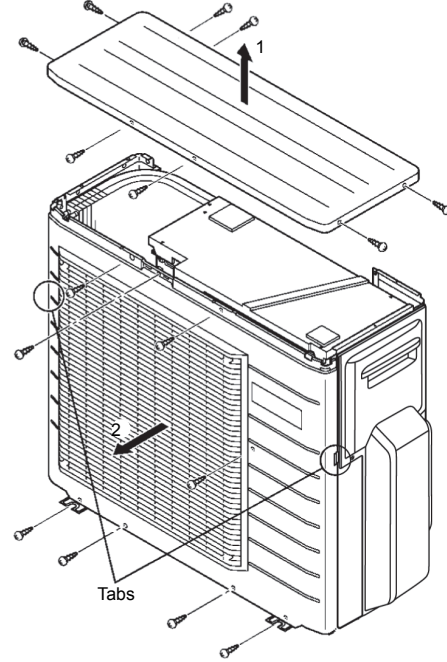
High voltages are generated in the electrical parts area by the capacitor. Ensure that the capacitor has discharged sufficiently before proceeding with repair work. Failure to heed this caution may result in electric shocks.

17.1 Outdoor Unit Removal Procedure

 Caution! When handling electronic controller, be careful of electrostatic discharge.

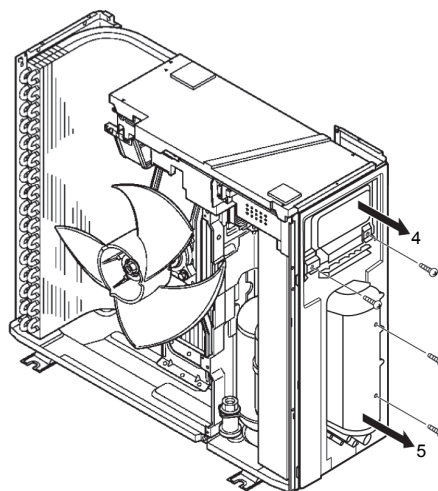
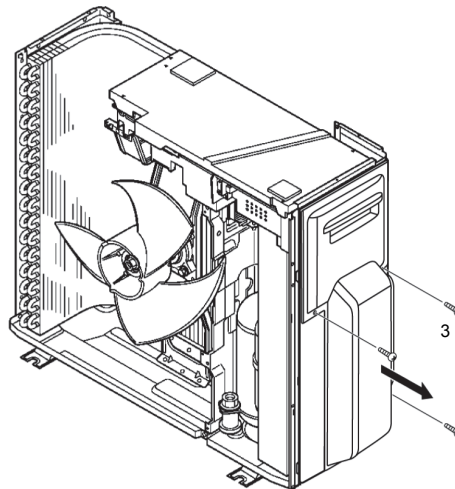
17.1.1 Removing the Cabinet Top Plate and Cabinet Front Plate

1. Remove the cabinet top plate (remove the 8 screws).
2. Remove the 8 screws (1 on the center, 3 at the top and 4 at the bottom) securing the cabinet front plate, release the 2 hooks (1 each at the left and right), and pull the cabinet front plate toward front side.



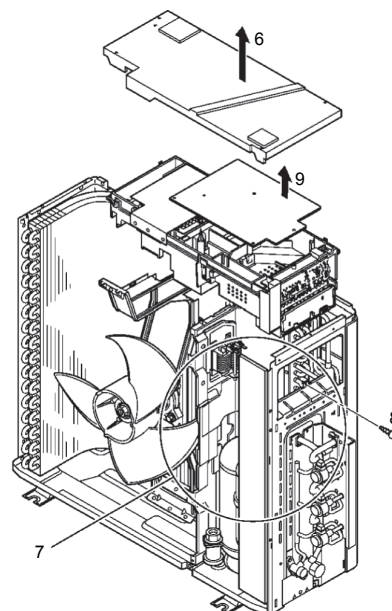
17.1.2 Remove the Control Board Cover and Particular Plates

3. Remove the control board cover (remove 3 screws).
4. Remove the particular plate (remove 2 screws).
5. Remove the particular plate (remove 2 screws).



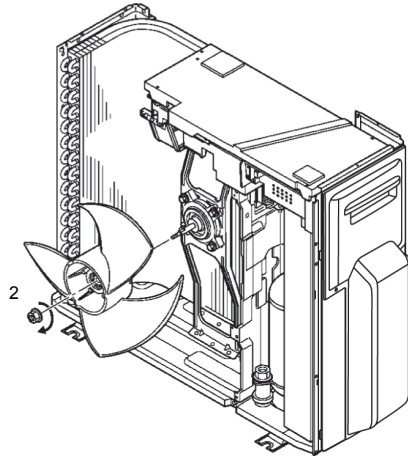
17.1.3 Removing the Control P.C. Board

6. Remove the drip proof cover.
7. Disconnect the connectors (lead wires of the compressor, sensor, and others).
8. Remove the screw at the right side of the control box, and pull out the entire control box.
9. Release the control P.C. Board tab to remove the control P.C. Board.

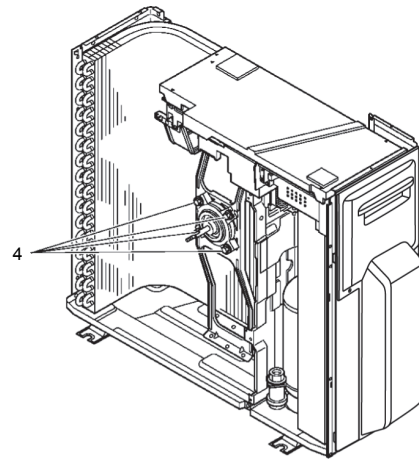


17.1.4 Removing the Propeller Fan and Fan Motor

1. Follow the steps in 18.2.1 for removing the cabinet top plate and cabinet front plate.
2. Remove the propeller fan by removing the nut turning clockwise at its center.



3. Disconnect the fan motor connector from the control P.C. Board.
4. Loosen the 4 fan motor mounting screws then remove the fan motor.



18. Technical Data

Technical data provided are based on the air conditioner running under free frequency.

18.1 Cool Mode Performance Data

Unit setting: Standard piping length, Hi Fan, Cool mode at 16°C

Voltage: 230V, 50Hz

18.1.1 CU-3Z52TBE

Combination (Capacity)	Outdoor Air Temp. °C DB	Indoor Air Temp. °C WB											
		16		17.5		18		19		22		24	
		Total Q	Input Power	Total Q	Input Power	Total Q	Input Power	Total Q	Input Power	Total Q	Input Power	Total Q	Input Power
1.6	22	1.79	0.20	1.90	0.20	1.93	0.20	2.01	0.20	2.61	0.30	3.02	0.37
	25	1.89	0.33	2.02	0.32	2.06	0.32	2.15	0.32	2.68	0.39	3.03	0.44
	29	1.98	0.47	2.12	0.47	2.17	0.46	2.27	0.46	2.71	0.50	3.01	0.53
	32	2.01	0.57	2.16	0.56	2.21	0.56	2.31	0.56	2.69	0.58	2.95	0.59
	35	2.02	0.65	2.16	0.64	2.21	0.64	2.30	0.64	2.64	0.65	2.87	0.65
	40	1.96	0.76	2.08	0.76	2.12	0.76	2.19	0.76	2.48	0.75	2.67	0.74
	43	1.89	0.81	1.98	0.81	2.01	0.81	2.07	0.81	2.33	0.80	2.50	0.79
	46	1.79	0.85	1.85	0.85	1.87	0.85	1.91	0.85	2.15	0.84	2.31	0.83
2.0	22	2.26	0.26	2.39	0.25	2.44	0.25	2.53	0.25	3.30	0.38	3.81	0.47
	25	2.38	0.41	2.55	0.41	2.60	0.41	2.71	0.40	3.38	0.50	3.82	0.56
	29	2.50	0.60	2.68	0.59	2.74	0.59	2.86	0.58	3.42	0.64	3.79	0.67
	32	2.54	0.72	2.72	0.71	2.78	0.71	2.91	0.70	3.40	0.73	3.72	0.75
	35	2.54	0.82	2.72	0.82	2.78	0.81	2.90	0.81	3.33	0.82	3.62	0.82
	40	2.47	0.96	2.62	0.96	2.67	0.96	2.77	0.96	3.12	0.94	3.36	0.94
	43	2.38	1.03	2.50	1.03	2.54	1.03	2.61	1.03	2.94	1.01	3.16	1.00
	46	2.26	1.08	2.33	1.08	2.35	1.08	2.40	1.08	2.71	1.06	2.92	1.05
2.5	22	2.26	0.26	2.39	0.25	2.44	0.25	2.53	0.25	3.30	0.38	3.81	0.47
	25	2.38	0.41	2.55	0.41	2.60	0.41	2.71	0.40	3.38	0.50	3.82	0.56
	29	2.50	0.60	2.68	0.59	2.74	0.59	2.86	0.58	3.42	0.64	3.79	0.67
	32	2.54	0.72	2.72	0.71	2.78	0.71	2.91	0.70	3.40	0.73	3.72	0.75
	35	2.54	0.82	2.72	0.82	2.78	0.81	2.90	0.81	3.33	0.82	3.62	0.82
	40	2.47	0.96	2.62	0.96	2.67	0.96	2.77	0.96	3.12	0.94	3.36	0.94
	43	2.38	1.03	2.50	1.03	2.54	1.03	2.61	1.03	2.94	1.01	3.16	1.00
	46	2.26	1.08	2.33	1.08	2.35	1.08	2.40	1.08	2.71	1.06	2.92	1.05
3.5	22	2.96	0.43	3.14	0.42	3.20	0.42	3.31	0.42	4.32	0.64	4.99	0.78
	25	3.12	0.69	3.34	0.68	3.41	0.68	3.55	0.67	4.43	0.83	5.01	0.94
	29	3.27	1.00	3.51	0.99	3.59	0.99	3.74	0.98	4.48	1.07	4.97	1.13
	32	3.33	1.20	3.57	1.19	3.65	1.19	3.81	1.18	4.45	1.23	4.88	1.26
	35	3.33	1.38	3.57	1.37	3.64	1.37	3.80	1.36	4.36	1.37	4.74	1.38
	40	3.24	1.62	3.43	1.61	3.50	1.61	3.62	1.61	4.09	1.59	4.40	1.57
	43	3.12	1.72	3.27	1.72	3.32	1.72	3.42	1.72	3.85	1.69	4.14	1.67
	46	2.96	1.81	3.05	1.81	3.08	1.81	3.15	1.82	3.55	1.79	3.82	1.77

Combination (Capacity)	Outdoor Air Temp. °C DB	Indoor Air Temp. °C WB											
		16		17.5		18		19		22		24	
		Total Q	Input Power	Total Q	Input Power	Total Q	Input Power	Total Q	Input Power	Total Q	Input Power	Total Q	Input Power
4.2	22	3.35	0.63	3.55	0.62	3.62	0.62	3.75	0.61	4.89	0.93	5.64	1.15
	25	3.53	1.01	3.77	1.00	3.85	1.00	4.01	0.99	5.01	1.22	5.67	1.37
	29	3.70	1.46	3.97	1.45	4.06	1.44	4.24	1.43	5.07	1.56	5.62	1.65
	32	3.76	1.76	4.04	1.74	4.13	1.74	4.31	1.73	5.04	1.80	5.52	1.84
	35	3.77	2.02	4.04	2.00	4.12	2.00	4.30	1.99	4.94	2.01	5.36	2.02
	40	3.67	2.36	3.88	2.36	3.96	2.36	4.10	2.35	4.63	2.32	4.98	2.30
	43	3.53	2.52	3.70	2.52	3.76	2.52	3.87	2.52	4.36	2.48	4.68	2.45
	46	3.35	2.65	3.45	2.65	3.49	2.65	3.56	2.66	4.02	2.62	4.33	2.59
5.0	22	4.44	0.68	4.70	0.67	4.79	0.66	4.97	0.65	6.48	1.00	7.48	1.23
	25	4.69	1.08	5.00	1.07	5.11	1.07	5.32	1.06	6.64	1.30	7.52	1.47
	29	4.91	1.57	5.26	1.55	5.38	1.54	5.62	1.53	6.72	1.67	7.45	1.76
	32	4.99	1.88	5.35	1.87	5.47	1.86	5.71	1.85	6.68	1.92	7.32	1.97
	35	5.00	2.16	5.35	2.14	5.47	2.14	5.70	2.13	6.55	2.15	7.11	2.6
	40	4.86	2.53	5.15	2.52	5.25	2.52	5.44	2.52	6.14	2.48	6.61	2.46
	43	4.68	2.70	4.91	2.70	4.98	2.70	5.13	2.70	5.78	2.65	6.21	2.62
	46	4.44	2.83	4.58	2.84	4.63	2.84	4.72	2.84	5.33	2.80	5.73	2.77
1.6 + 1.6	22	6.33	1.35	6.52	1.33	6.59	1.33	6.71	1.31	7.39	1.30	7.84	1.29
	25	6.26	1.54	6.48	1.54	6.55	1.54	6.69	1.54	7.38	1.55	7.84	1.56
	29	6.11	1.76	6.34	1.78	6.42	1.79	6.58	1.80	7.26	1.83	7.71	1.85
	32	5.94	1.91	6.18	1.94	6.26	1.94	6.42	1.96	7.08	1.99	7.52	2.01
	35	5.74	2.04	5.97	2.07	6.05	2.07	6.20	2.09	6.82	2.11	7.24	2.12
	40	5.30	2.23	5.50	2.24	5.57	2.24	5.70	2.25	6.24	2.22	6.60	2.20
	43	4.98	2.31	5.15	2.31	5.21	2.31	5.33	2.30	5.79	2.24	6.10	2.19
	46	4.62	2.39	4.76	2.36	4.80	2.35	4.89	2.33	5.27	2.21	5.53	2.13
1.6 + 2.0	22	6.33	1.33	6.52	1.31	6.59	1.30	6.71	1.29	7.39	1.27	7.84	1.26
	25	6.26	1.51	6.48	1.51	6.55	1.51	6.69	1.51	7.38	1.52	7.84	1.53
	29	6.11	1.73	6.34	1.75	6.42	1.75	6.58	1.76	7.26	1.79	7.71	1.81
	32	5.94	1.88	6.18	1.90	6.26	1.91	6.42	1.92	7.08	1.95	7.52	1.97
	35	5.74	2.00	5.97	2.03	6.05	2.03	6.20	2.05	6.82	2.07	7.24	2.08
	40	5.30	2.18	5.50	2.19	5.57	2.20	5.70	2.20	6.24	2.18	6.60	2.16
	43	4.98	2.27	5.15	2.26	5.21	2.26	5.33	2.26	5.79	2.19	6.10	2.15
	46	4.62	2.34	4.76	2.31	4.80	2.30	4.89	2.28	5.27	2.17	5.53	2.09
1.6 + 2.5	22	6.33	1.33	6.52	1.31	6.59	1.30	6.71	1.29	7.39	1.27	7.84	1.26
	25	6.26	1.51	6.48	1.51	6.55	1.51	6.69	1.51	7.38	1.52	7.84	1.53
	29	6.11	1.73	6.34	1.75	6.42	1.75	6.58	1.76	7.26	1.79	7.71	1.81
	32	5.94	1.88	6.18	1.90	6.26	1.91	6.42	1.92	7.08	1.95	7.52	1.97
	35	5.74	2.00	5.97	2.03	6.05	2.03	6.20	2.05	6.82	2.07	7.24	2.08
	40	5.30	2.18	5.50	2.19	5.57	2.20	5.70	2.20	6.24	2.18	6.60	2.16
	43	4.98	2.27	5.15	2.26	5.21	2.26	5.33	2.26	5.79	2.19	6.10	2.15
	46	4.62	2.34	4.76	2.31	4.80	2.30	4.89	2.28	5.27	2.17	5.53	2.09

Combination (Capacity)	Outdoor Air Temp. °C DB	Indoor Air Temp. °C WB											
		16		17.5		18		19		22		24	
		Total Q	Input Power	Total Q	Input Power	Total Q	Input Power	Total Q	Input Power	Total Q	Input Power	Total Q	Input Power
1.6 + 3.5	22	6.43	1.33	6.63	1.31	6.69	1.31	6.82	1.29	7.51	1.28	7.96	1.27
	25	6.36	1.52	6.56	1.52	6.66	1.52	6.80	1.52	7.50	1.53	7.96	1.54
	29	6.21	1.74	6.44	1.76	6.52	1.76	6.68	1.77	7.37	1.80	7.83	1.82
	32	6.04	1.88	6.28	1.91	6.36	1.91	6.52	1.93	7.19	1.96	7.64	1.98
	35	5.83	2.01	6.07	2.04	6.14	2.04	6.30	2.06	6.93	2.08	7.36	2.09
	40	5.39	2.19	5.59	2.20	5.66	2.21	5.80	2.21	6.34	2.19	6.71	2.17
	43	5.06	2.28	5.24	2.28	5.30	2.27	5.41	2.27	5.89	2.20	6.20	2.16
	46	4.70	2.35	4.83	2.32	4.88	2.31	4.97	2.30	5.36	2.18	5.62	2.10
1.6 + 4.2	22	6.53	1.36	6.73	1.34	6.80	1.33	6.93	1.32	7.63	1.30	8.09	1.29
	25	6.46	1.55	6.69	1.55	6.76	1.55	6.91	1.55	7.62	1.56	8.09	1.57
	29	6.31	1.77	6.55	1.79	6.63	1.79	6.79	1.81	7.49	1.84	7.96	1.86
	32	6.14	1.92	6.38	1.94	6.46	1.95	6.63	1.97	7.30	2.00	7.76	2.02
	35	5.92	2.05	6.16	2.08	6.24	2.08	6.40	2.10	7.04	2.12	7.47	2.13
	40	5.47	2.24	5.68	2.25	5.75	2.25	5.89	2.26	6.44	2.23	6.81	2.22
	43	5.14	2.33	5.32	2.32	5.38	2.32	5.50	2.31	5.98	2.25	6.30	2.20
	46	4.77	2.40	4.91	2.37	4.96	2.36	5.05	2.34	5.44	2.22	5.71	2.14
1.6 + 5.0	22	6.94	1.32	7.15	1.30	7.22	1.29	7.36	1.28	8.10	1.27	8.60	1.26
	25	6.87	1.50	7.11	1.50	7.18	1.50	7.34	1.50	8.09	1.51	8.60	1.52
	29	6.70	1.72	6.96	1.74	7.04	1.74	7.21	1.75	7.96	1.78	8.45	1.80
	32	6.52	1.87	6.78	1.89	6.87	1.90	7.04	1.91	7.76	1.94	8.24	1.96
	35	6.29	1.99	6.55	2.02	6.63	2.02	6.80	2.04	7.48	2.06	7.94	2.07
	40	5.81	2.17	6.04	2.18	6.11	2.19	6.26	2.19	6.84	2.17	7.24	2.15
	43	5.47	2.26	5.65	2.25	5.72	2.25	5.84	2.25	6.35	2.18	6.70	2.14
	46	5.07	2.33	5.22	2.30	5.26	2.29	5.36	2.27	5.78	2.16	6.06	2.08
2.0 + 2.0	22	6.33	1.30	6.52	1.28	6.59	1.27	6.71	1.26	7.39	1.25	7.84	1.24
	25	6.26	1.48	6.48	1.48	6.55	1.48	6.69	1.48	7.38	1.49	7.84	1.50
	29	6.11	1.70	6.34	1.71	6.42	1.72	6.58	1.73	7.26	1.76	7.71	1.78
	32	5.94	1.84	6.18	1.86	6.26	1.87	6.42	1.88	7.08	1.91	7.52	1.93
	35	5.74	1.97	5.97	1.99	6.05	2.00	6.20	2.01	6.82	2.03	7.24	2.04
	40	5.30	2.14	5.50	2.15	5.57	2.15	5.70	2.16	6.24	2.14	6.60	2.12
	43	4.98	2.23	5.15	2.22	5.21	2.22	5.33	2.21	5.79	2.15	6.10	2.11
	46	4.62	2.29	4.76	2.27	4.80	2.26	4.89	2.24	5.27	2.13	5.53	2.05
2.0 + 2.5	22	6.33	1.30	6.52	1.28	6.59	1.27	6.71	1.26	7.39	1.25	7.84	1.24
	25	6.26	1.48	6.48	1.48	6.55	1.48	6.69	1.48	7.38	1.49	7.84	1.50
	29	6.11	1.70	6.34	1.71	6.42	1.72	6.58	1.73	7.26	1.76	7.71	1.78
	32	5.94	1.84	6.18	1.86	6.26	1.87	6.42	1.88	7.08	1.91	7.52	1.93
	35	5.74	1.97	5.97	1.99	6.05	2.00	6.20	2.01	6.82	2.03	7.24	2.04
	40	5.30	2.14	5.50	2.15	5.57	2.15	5.70	2.16	6.24	2.14	6.60	2.12
	43	4.98	2.23	5.15	2.22	5.21	2.22	5.33	2.21	5.79	2.15	6.10	2.11
	46	4.62	2.29	4.76	2.27	4.80	2.26	4.89	2.24	5.27	2.13	5.53	2.05

Combination (Capacity)	Outdoor Air Temp. °C DB	Indoor Air Temp. °C WB											
		16		17.5		18		19		22		24	
		Total Q	Input Power	Total Q	Input Power	Total Q	Input Power	Total Q	Input Power	Total Q	Input Power	Total Q	Input Power
2.0 + 3.5	22	6.43	1.31	6.63	1.29	6.69	1.28	6.82	1.27	7.51	1.25	7.96	1.24
	25	6.36	1.49	6.58	1.49	6.66	1.49	6.80	1.49	7.50	1.50	7.96	1.51
	29	6.21	1.70	6.44	1.72	6.52	1.73	6.68	1.74	7.37	1.77	7.83	1.78
	32	6.04	1.85	6.28	1.87	6.36	1.88	6.52	1.89	7.19	1.92	7.64	1.94
	35	5.83	1.98	6.07	2.00	6.14	2.01	6.30	2.02	6.93	2.04	7.36	2.05
	40	5.39	2.15	5.59	2.16	5.66	2.16	5.80	2.17	6.34	2.15	6.71	2.13
	43	5.06	2.24	5.24	2.23	5.30	2.23	5.41	2.23	5.89	2.16	6.20	2.12
	46	4.70	2.31	4.83	2.28	4.88	2.27	4.97	2.25	5.36	2.14	5.62	2.06
2.0 + 4.2	22	6.53	1.33	6.73	1.31	6.80	1.31	6.93	1.29	7.63	1.28	8.09	1.27
	25	6.46	1.52	6.69	1.52	6.76	1.52	6.91	1.52	7.62	1.53	8.09	1.54
	29	6.31	1.74	6.55	1.76	6.63	1.76	6.79	1.77	7.49	1.80	7.96	1.82
	32	6.14	1.88	6.38	1.91	6.46	1.91	6.63	1.93	7.30	1.96	7.76	1.98
	35	5.92	2.01	6.16	2.04	6.24	2.04	6.40	2.06	7.04	2.08	7.47	2.09
	40	5.47	2.19	5.68	2.20	5.75	2.21	5.89	2.21	6.44	2.19	6.81	2.17
	43	5.14	2.28	5.32	2.28	5.38	2.27	5.50	2.27	5.98	2.20	6.30	2.16
	46	4.77	2.35	4.91	2.32	4.96	2.31	5.05	2.30	5.44	2.18	5.71	2.10
2.0 + 5.0	22	6.94	1.32	7.15	1.30	7.22	1.29	7.36	1.28	8.10	1.27	8.60	1.26
	25	6.87	1.50	7.11	1.50	7.18	1.50	7.34	1.50	8.09	1.51	8.60	1.52
	29	6.70	1.72	6.96	1.74	7.04	1.74	7.21	1.75	7.98	1.78	8.45	1.80
	32	6.52	1.87	6.78	1.89	6.87	1.90	7.04	1.91	7.76	1.94	8.24	1.96
	35	6.29	1.99	6.55	2.02	6.63	2.02	6.80	2.04	7.48	2.06	7.94	2.07
	40	5.81	2.17	6.04	2.18	6.11	2.19	6.26	2.19	6.84	2.17	7.24	2.15
	43	5.47	2.26	5.65	2.25	5.72	2.25	5.84	2.25	6.35	2.18	6.70	2.14
	46	5.07	2.33	5.22	2.30	5.26	2.29	5.36	2.27	5.78	2.16	6.06	2.08
2.5 + 2.5	22	6.33	1.30	6.52	1.28	6.59	1.27	6.71	1.26	7.39	1.25	7.84	1.24
	25	6.26	1.48	6.48	1.48	6.55	1.48	6.69	1.48	7.38	1.49	7.84	1.50
	29	6.11	1.70	6.34	1.71	6.42	1.72	6.58	1.73	7.26	1.76	7.71	1.78
	32	5.94	1.84	6.18	1.86	6.26	1.87	6.42	1.88	7.08	1.91	7.52	1.93
	35	5.74	1.97	5.97	1.99	6.05	2.00	6.20	2.01	6.82	2.03	7.24	2.04
	40	5.30	2.14	5.50	2.15	5.57	2.15	5.70	2.16	6.24	2.14	6.60	2.12
	43	4.98	2.23	5.15	2.22	5.21	2.22	5.33	2.21	5.79	2.15	6.10	2.11
	46	4.62	2.29	4.76	2.27	4.80	2.26	4.89	2.24	5.27	2.13	5.53	2.05
2.5 + 3.5	22	6.43	1.31	6.63	1.29	6.69	1.28	6.82	1.27	7.51	1.25	7.96	1.24
	25	6.36	1.49	6.58	1.49	6.66	1.49	6.80	1.49	7.50	1.50	7.96	1.51
	29	6.21	1.70	6.44	1.72	6.52	1.73	6.68	1.74	7.37	1.77	7.83	1.78
	32	6.04	1.85	6.28	1.87	6.36	1.88	6.52	1.89	7.19	1.92	7.64	1.94
	35	5.83	1.98	6.07	2.00	6.14	2.01	6.30	2.02	6.93	2.04	7.36	2.05
	40	5.39	2.15	5.59	2.16	5.66	2.16	5.80	2.17	6.34	2.15	6.71	2.13
	43	5.06	2.24	5.24	2.23	5.30	2.23	5.41	2.23	5.89	2.16	6.20	2.12
	46	4.70	2.31	4.83	2.28	4.88	2.27	4.97	2.25	5.36	2.14	5.62	2.06

Combination (Capacity)	Outdoor Air Temp. °C DB	Indoor Air Temp. °C WB											
		16		17.5		18		19		22		24	
		Total Q	Input Power	Total Q	Input Power	Total Q	Input Power	Total Q	Input Power	Total Q	Input Power	Total Q	Input Power
2.5 + 4.2	22	6.53	1.33	6.73	1.31	6.80	1.31	6.93	1.29	7.63	1.28	8.09	1.27
	25	6.46	1.52	6.69	1.52	6.76	1.52	6.91	1.52	7.62	1.53	8.09	1.54
	29	6.31	1.74	6.55	1.76	6.63	1.76	6.79	1.77	7.49	1.80	7.96	1.82
	32	6.14	1.88	6.38	1.91	6.46	1.91	6.63	1.93	7.30	1.96	7.76	1.98
	35	5.92	2.01	6.16	2.04	6.24	2.04	6.40	2.06	7.04	2.08	7.47	2.09
	40	5.47	2.19	5.68	2.20	5.75	2.21	5.89	2.21	6.44	2.19	6.81	2.17
	43	5.14	2.28	5.32	2.28	5.38	2.27	5.50	2.27	5.98	2.20	6.30	2.16
	46	4.77	2.35	4.91	2.32	4.96	2.31	5.05	2.30	5.44	2.18	5.71	2.10
2.5 + 5.0	22	6.94	1.32	7.15	1.30	7.22	1.29	7.36	1.28	8.10	1.27	8.60	1.26
	25	6.87	1.50	7.11	1.50	7.18	1.50	7.34	1.50	8.09	1.51	8.60	1.52
	29	6.70	1.72	6.96	1.74	7.04	1.74	7.21	1.75	7.96	1.78	8.45	1.80
	32	6.52	1.87	6.78	1.89	6.87	1.90	7.04	1.91	7.76	1.94	8.24	1.96
	35	6.29	1.99	6.55	2.02	6.63	2.02	6.80	2.04	7.48	2.06	7.94	2.07
	40	5.81	2.17	6.04	2.18	6.11	2.19	6.26	2.19	6.84	2.17	7.24	2.15
	43	5.47	2.26	5.65	2.25	5.72	2.25	5.84	2.25	6.35	2.18	6.70	2.14
	46	5.07	2.33	5.22	2.30	5.26	2.29	5.36	2.27	5.78	2.16	6.06	2.08
3.5 + 3.5	22	6.53	1.31	6.73	1.29	6.80	1.28	6.93	1.27	7.63	1.25	8.09	1.24
	25	6.46	1.49	6.69	1.49	6.76	1.49	6.91	1.49	7.62	1.50	8.09	1.51
	29	6.31	1.70	6.55	1.72	6.63	1.73	6.79	1.74	7.49	1.77	7.96	1.78
	32	6.14	1.85	6.38	1.87	6.46	1.88	6.63	1.89	7.30	1.92	7.76	1.94
	35	5.92	1.98	6.16	2.00	6.24	2.01	6.40	2.02	7.04	2.04	7.47	2.05
	40	5.47	2.15	5.68	2.16	5.75	2.16	5.89	2.17	6.44	2.15	6.81	2.13
	43	5.14	2.24	5.32	2.23	5.38	2.23	5.50	2.23	5.98	2.16	6.30	2.12
	46	4.77	2.31	4.91	2.28	4.96	2.27	5.05	2.25	5.44	2.14	5.71	2.06
3.5 + 4.2	22	6.63	1.34	6.84	1.32	6.90	1.31	7.04	1.30	7.75	1.28	8.22	1.27
	25	6.56	1.53	6.79	1.52	6.87	1.52	7.02	1.52	7.74	1.54	8.22	1.54
	29	6.40	1.75	6.65	1.76	6.73	1.77	6.89	1.78	7.61	1.81	8.08	1.83
	32	6.23	1.89	6.48	1.92	6.56	1.92	6.73	1.94	7.42	1.97	7.88	1.99
	35	6.02	2.02	6.26	2.05	6.34	2.05	6.50	2.07	7.15	2.09	7.59	2.10
	40	5.56	2.21	5.77	2.22	5.84	2.22	5.98	2.22	6.54	2.20	6.92	2.18
	43	5.23	2.29	5.40	2.29	5.46	2.28	5.58	2.28	6.07	2.21	6.40	2.17
	46	4.85	2.36	4.99	2.33	5.03	2.33	5.12	2.31	5.53	2.19	5.80	2.11
3.5 + 5.0	22	7.04	1.32	7.26	1.30	7.33	1.29	7.47	1.28	8.22	1.27	8.72	1.26
	25	6.97	1.50	7.21	1.50	7.29	1.50	7.45	1.50	8.21	1.51	8.72	1.52
	29	6.80	1.72	7.06	1.74	7.15	1.74	7.32	1.75	8.07	1.78	8.58	1.80
	32	6.62	1.87	6.88	1.89	6.97	1.90	7.14	1.91	7.88	1.94	8.36	1.96
	35	6.39	1.99	6.64	2.02	6.73	2.02	6.90	2.04	7.59	2.06	8.06	2.07
	40	5.90	2.17	6.12	2.18	6.20	2.19	6.35	2.19	6.95	2.17	7.34	2.15
	43	5.55	2.26	5.74	2.25	5.80	2.25	5.93	2.25	6.45	2.18	6.79	2.14
	46	5.15	2.33	5.29	2.30	5.34	2.29	5.44	2.27	5.87	2.16	6.15	2.08

Combination (Capacity)	Outdoor Air Temp. °C DB	Indoor Air Temp. °C WB											
		16		17.5		18		19		22		24	
		Total Q	Input Power	Total Q	Input Power	Total Q	Input Power	Total Q	Input Power	Total Q	Input Power	Total Q	Input Power
4.2 + 4.2	22	6.63	1.34	6.84	1.32	6.90	1.31	7.04	1.30	7.75	1.28	8.22	1.27
	25	6.56	1.53	6.79	1.52	6.87	1.52	7.02	1.52	7.74	1.54	8.22	1.54
	29	6.40	1.75	6.65	1.76	6.73	1.77	6.89	1.78	7.61	1.81	8.08	1.83
	32	6.23	1.89	6.48	1.92	6.56	1.92	6.73	1.94	7.42	1.97	7.88	1.99
	35	6.02	2.02	6.26	2.05	6.34	2.05	6.50	2.07	7.15	2.09	7.59	2.10
	40	5.56	2.21	5.77	2.22	5.84	2.22	5.98	2.22	6.54	2.20	6.92	2.18
	43	5.23	2.29	5.40	2.29	5.46	2.28	5.58	2.28	6.07	2.21	6.40	2.17
	46	4.85	2.36	4.99	2.33	5.03	2.33	5.12	2.31	5.53	2.19	5.80	2.11
4.2 + 5.0	22	7.04	1.32	7.26	1.30	7.33	1.29	7.47	1.28	8.22	1.27	8.72	1.26
	25	6.97	1.50	7.21	1.50	7.29	1.50	7.45	1.50	8.21	1.51	8.72	1.52
	29	6.80	1.72	7.06	1.74	7.15	1.74	7.32	1.75	8.07	1.78	8.58	1.80
	32	6.62	1.87	6.88	1.89	6.97	1.90	7.14	1.91	7.88	1.94	8.36	1.96
	35	6.39	1.99	6.64	2.02	6.73	2.02	6.90	2.04	7.59	2.06	8.06	2.07
	40	5.90	2.17	6.12	2.18	6.20	2.19	6.35	2.19	6.95	2.17	7.34	2.15
	43	5.55	2.26	5.74	2.25	5.80	2.25	5.93	2.25	6.45	2.18	6.79	2.14
	46	5.15	2.33	5.29	2.30	5.34	2.29	5.44	2.27	5.87	2.16	6.15	2.08
1.6 + 1.6 + 1.6	22	7.35	1.38	7.57	1.36	7.65	1.35	7.80	1.34	8.58	1.32	9.10	1.31
	25	7.27	1.57	7.52	1.57	7.61	1.57	7.77	1.57	8.57	1.58	9.10	1.59
	29	7.09	1.80	7.37	1.81	7.46	1.82	7.64	1.83	8.43	1.86	8.95	1.88
	32	6.90	1.95	7.18	1.97	7.27	1.98	7.45	2.00	8.22	2.03	8.73	2.05
	35	6.66	2.08	6.93	2.11	7.02	2.11	7.20	2.13	7.92	2.15	8.41	2.16
	40	6.16	2.27	6.39	2.28	6.47	2.28	6.62	2.29	7.25	2.26	7.66	2.25
	43	5.79	2.36	5.99	2.35	6.05	2.35	6.18	2.35	6.73	2.28	7.09	2.23
	46	5.37	2.43	5.52	2.40	5.57	2.39	5.68	2.37	6.12	2.25	6.42	2.17
1.6 + 1.6 + 2.0	22	7.45	1.41	7.68	1.39	7.75	1.38	7.90	1.37	8.70	1.35	9.23	1.34
	25	7.37	1.61	7.63	1.61	7.71	1.61	7.88	1.61	8.69	1.62	9.23	1.63
	29	7.19	1.84	7.47	1.86	7.56	1.86	7.74	1.87	8.54	1.91	9.08	1.93
	32	7.00	1.99	7.28	2.02	7.37	2.03	7.56	2.04	8.33	2.07	8.85	2.09
	35	6.76	2.13	7.03	2.16	7.12	2.16	7.30	2.18	8.03	2.20	8.52	2.21
	40	6.24	2.32	6.48	2.33	6.56	2.34	6.72	2.34	7.35	2.32	7.77	2.30
	43	5.87	2.41	6.07	2.41	6.14	2.41	6.27	2.40	6.82	2.33	7.19	2.29
	46	5.44	2.49	5.60	2.46	5.65	2.45	5.76	2.43	6.21	2.31	6.51	2.22
1.6 + 1.6 + 2.5	22	7.35	1.35	7.57	1.33	7.65	1.33	7.80	1.31	8.58	1.30	9.10	1.29
	25	7.27	1.54	7.52	1.54	7.61	1.54	7.77	1.54	8.57	1.55	9.10	1.56
	29	7.09	1.76	7.37	1.78	7.46	1.79	7.64	1.80	8.43	1.83	8.95	1.85
	32	6.90	1.91	7.18	1.94	7.27	1.94	7.45	1.96	8.22	1.99	8.73	2.01
	35	6.66	2.04	6.93	2.07	7.02	2.07	7.20	2.09	7.92	2.11	8.41	2.12
	40	6.16	2.23	6.39	2.24	6.47	2.24	6.62	2.25	7.25	2.22	7.66	2.20
	43	5.79	2.31	5.99	2.31	6.05	2.31	6.18	2.30	6.73	2.24	7.09	2.19
	46	5.37	2.39	5.52	2.36	5.57	2.35	5.68	2.33	6.12	2.21	6.42	2.13

Combination (Capacity)	Outdoor Air Temp. °C DB	Indoor Air Temp. °C WB											
		16		17.5		18		19		22		24	
		Total Q	Input Power	Total Q	Input Power	Total Q	Input Power	Total Q	Input Power	Total Q	Input Power	Total Q	Input Power
1.6 + 1.6 + 3.5	22	7.35	1.32	7.57	1.30	7.65	1.29	7.80	1.28	8.58	1.27	9.10	1.26
	25	7.27	1.50	7.52	1.50	7.61	1.50	7.77	1.50	8.57	1.51	9.10	1.52
	29	7.09	1.72	7.37	1.74	7.46	1.74	7.64	1.75	8.43	1.78	8.95	1.80
	32	6.90	1.87	7.18	1.89	7.27	1.90	7.45	1.91	8.22	1.94	8.73	1.96
	35	6.66	1.99	6.93	2.02	7.02	2.02	7.20	2.04	7.92	2.06	8.41	2.07
	40	6.16	2.17	6.39	2.18	6.47	2.19	6.62	2.19	7.25	2.17	7.66	2.15
	43	5.79	2.26	5.99	2.25	6.05	2.25	6.18	2.25	6.73	2.18	7.09	2.14
	46	5.37	2.33	5.52	2.30	5.57	2.29	5.68	2.27	6.12	2.16	6.42	2.08
1.6 + 1.6 + 4.2	22	7.45	1.35	7.68	1.33	7.75	1.33	7.90	1.31	8.70	1.30	9.23	1.29
	25	7.37	1.54	7.63	1.54	7.71	1.54	7.88	1.54	8.69	1.55	9.23	1.56
	29	7.19	1.76	7.47	1.78	7.56	1.79	7.74	1.80	8.54	1.83	9.08	1.85
	32	7.00	1.91	7.28	1.94	7.37	1.94	7.56	1.96	8.33	1.99	8.85	2.01
	35	6.76	2.04	7.03	2.07	7.12	2.07	7.30	2.09	8.03	2.11	8.52	2.12
	40	6.24	2.23	6.48	2.24	6.56	2.24	6.72	2.25	7.35	2.22	7.77	2.20
	43	5.87	2.31	6.07	2.31	6.14	2.31	6.27	2.30	6.82	2.24	7.19	2.19
	46	5.44	2.39	5.60	2.36	5.65	2.35	5.76	2.33	6.21	2.21	6.51	2.13
1.6 + 1.6 + 5.0	22	7.45	1.24	7.68	1.22	7.75	1.21	7.90	1.20	8.70	1.19	9.23	1.18
	25	7.37	1.41	7.63	1.41	7.71	1.41	7.88	1.41	8.69	1.42	9.23	1.42
	29	7.19	1.61	7.47	1.63	7.56	1.63	7.74	1.64	8.54	1.67	9.08	1.69
	32	7.00	1.75	7.28	1.77	7.37	1.78	7.56	1.79	8.33	1.82	8.85	1.83
	35	6.76	1.87	7.03	1.89	7.12	1.90	7.30	1.91	8.03	1.93	8.52	1.94
	40	6.24	2.03	6.48	2.04	6.56	2.05	6.72	2.05	7.35	2.03	7.77	2.01
	43	5.87	2.11	6.07	2.11	6.14	2.11	6.27	2.10	6.82	2.04	7.19	2.00
	46	5.44	2.18	5.60	2.15	5.65	2.15	5.76	2.13	6.21	2.02	6.51	1.95
1.6 + 2.0 + 2.0	22	7.35	1.35	7.57	1.33	7.65	1.33	7.80	1.31	8.58	1.30	9.10	1.29
	25	7.27	1.54	7.52	1.54	7.61	1.54	7.77	1.54	8.57	1.55	9.10	1.56
	29	7.09	1.76	7.37	1.78	7.46	1.79	7.64	1.80	8.43	1.83	8.95	1.85
	32	6.90	1.91	7.18	1.94	7.27	1.94	7.45	1.96	8.22	1.99	8.73	2.01
	35	6.66	2.04	6.93	2.07	7.02	2.07	7.20	2.09	7.92	2.11	8.41	2.12
	40	6.16	2.23	6.39	2.24	6.47	2.24	6.62	2.25	7.25	2.22	7.66	2.20
	43	5.79	2.31	5.99	2.31	6.05	2.31	6.18	2.30	6.73	2.24	7.09	2.19
	46	5.37	2.39	5.52	2.36	5.57	2.35	5.68	2.33	6.12	2.21	6.42	2.13
1.6 + 2.0 + 2.5	22	7.35	1.35	7.57	1.33	7.65	1.33	7.80	1.31	8.58	1.30	9.10	1.29
	25	7.27	1.54	7.52	1.54	7.61	1.54	7.77	1.54	8.57	1.55	9.10	1.56
	29	7.09	1.76	7.37	1.78	7.46	1.79	7.64	1.80	8.43	1.83	8.95	1.85
	32	6.90	1.91	7.18	1.94	7.27	1.94	7.45	1.96	8.22	1.99	8.73	2.01
	35	6.66	2.04	6.93	2.07	7.02	2.07	7.20	2.09	7.92	2.11	8.41	2.12
	40	6.16	2.23	6.39	2.24	6.47	2.24	6.62	2.25	7.25	2.22	7.66	2.20
	43	5.79	2.31	5.99	2.31	6.05	2.31	6.18	2.30	6.73	2.24	7.09	2.19
	46	5.37	2.39	5.52	2.36	5.57	2.35	5.68	2.33	6.12	2.21	6.42	2.13

Combination (Capacity)	Outdoor Air Temp. °C DB	Indoor Air Temp. °C WB											
		16		17.5		18		19		22		24	
		Total Q	Input Power	Total Q	Input Power	Total Q	Input Power	Total Q	Input Power	Total Q	Input Power	Total Q	Input Power
1.6 + 2.0 + 3.5	22	7.35	1.30	7.57	1.28	7.65	1.27	7.80	1.25	8.58	1.24	9.10	1.23
	25	7.27	1.47	7.52	1.47	7.61	1.47	7.77	1.47	8.57	1.48	9.10	1.49
	29	7.09	1.69	7.37	1.70	7.46	1.71	7.64	1.72	8.43	1.75	8.95	1.77
	32	6.90	1.83	7.18	1.85	7.27	1.86	7.45	1.87	8.22	1.90	8.73	1.92
	35	6.66	1.96	6.93	1.98	7.02	1.99	7.20	2.00	7.92	2.02	8.41	2.03
	40	6.16	2.13	6.39	2.14	6.47	2.14	6.62	2.15	7.25	2.13	7.66	2.11
	43	5.79	2.21	5.99	2.21	6.05	2.21	6.18	2.20	6.73	2.14	7.09	2.10
	46	5.37	2.28	5.52	2.26	5.57	2.25	5.68	2.23	6.12	2.12	6.42	2.04
1.6 + 2.0 + 4.2	22	7.45	1.35	7.68	1.33	7.75	1.33	7.90	1.31	8.70	1.30	9.23	1.29
	25	7.37	1.54	7.63	1.54	7.71	1.54	7.88	1.54	8.69	1.55	9.23	1.56
	29	7.19	1.76	7.47	1.78	7.56	1.79	7.74	1.80	8.54	1.83	9.08	1.85
	32	7.00	1.91	7.28	1.94	7.37	1.94	7.56	1.96	8.33	1.99	8.85	2.01
	35	6.76	2.04	7.03	2.07	7.12	2.07	7.30	2.09	8.03	2.11	8.52	2.12
	40	6.24	2.23	6.48	2.24	6.56	2.24	6.72	2.25	7.35	2.22	7.77	2.20
	43	5.87	2.31	6.07	2.31	6.14	2.31	6.27	2.30	6.82	2.24	7.19	2.19
	46	5.44	2.39	5.60	2.36	5.65	2.35	5.76	2.33	6.21	2.21	6.51	2.13
1.6 + 2.0 + 5.0	22	7.45	1.20	7.68	1.19	7.75	1.18	7.90	1.17	8.70	1.15	9.23	1.15
	25	7.37	1.37	7.63	1.37	7.71	1.37	7.88	1.37	8.69	1.38	9.23	1.39
	29	7.19	1.57	7.47	1.58	7.56	1.59	7.74	1.60	8.54	1.63	9.08	1.64
	32	7.00	1.70	7.28	1.72	7.37	1.73	7.56	1.74	8.33	1.77	8.85	1.79
	35	6.76	1.82	7.03	1.84	7.12	1.85	7.30	1.86	8.03	1.88	8.52	1.89
	40	6.24	1.98	6.48	1.99	6.56	1.99	6.72	2.00	7.35	1.98	7.77	1.96
	43	5.87	2.06	6.07	2.05	6.14	2.05	6.27	2.05	6.82	1.99	7.19	1.95
	46	5.44	2.12	5.60	2.10	5.65	2.09	5.76	2.07	6.21	1.97	6.51	1.90
1.6 + 2.5 + 2.5	22	7.35	1.35	7.57	1.33	7.65	1.33	7.80	1.31	8.58	1.30	9.10	1.29
	25	7.27	1.54	7.52	1.54	7.61	1.54	7.77	1.54	8.57	1.55	9.10	1.56
	29	7.09	1.76	7.37	1.78	7.46	1.79	7.64	1.80	8.43	1.83	8.95	1.85
	32	6.90	1.91	7.18	1.94	7.27	1.94	7.45	1.96	8.22	1.99	8.73	2.01
	35	6.66	2.04	6.93	2.07	7.02	2.07	7.20	2.09	7.92	2.11	8.41	2.12
	40	6.16	2.23	6.39	2.24	6.47	2.24	6.62	2.25	7.25	2.22	7.66	2.20
	43	5.79	2.31	5.99	2.31	6.05	2.31	6.18	2.30	6.73	2.24	7.09	2.19
	46	5.37	2.39	5.52	2.36	5.57	2.35	5.68	2.33	6.12	2.21	6.42	2.13
1.6 + 2.5 + 3.5	22	7.45	1.35	7.68	1.33	7.75	1.33	7.90	1.31	8.70	1.30	9.23	1.29
	25	7.37	1.54	7.63	1.54	7.71	1.54	7.88	1.54	8.69	1.55	9.23	1.56
	29	7.19	1.76	7.47	1.78	7.56	1.79	7.74	1.80	8.54	1.83	9.08	1.85
	32	7.00	1.91	7.28	1.94	7.37	1.94	7.56	1.96	8.33	1.99	8.85	2.01
	35	6.76	2.04	7.03	2.07	7.12	2.07	7.30	2.09	8.03	2.11	8.52	2.12
	40	6.24	2.23	6.48	2.24	6.56	2.24	6.72	2.25	7.35	2.22	7.77	2.20
	43	5.87	2.31	6.07	2.31	6.14	2.31	6.27	2.30	6.82	2.24	7.19	2.19
	46	5.44	2.39	5.60	2.36	5.65	2.35	5.76	2.33	6.21	2.21	6.51	2.13

Combination (Capacity)	Outdoor Air Temp. °C DB	Indoor Air Temp. °C WB											
		16		17.5		18		19		22		24	
		Total Q	Input Power	Total Q	Input Power	Total Q	Input Power	Total Q	Input Power	Total Q	Input Power	Total Q	Input Power
1.6 + 2.5 + 4.2	22	7.45	1.35	7.68	1.33	7.75	1.33	7.90	1.31	8.70	1.30	9.23	1.29
	25	7.37	1.54	7.63	1.54	7.71	1.54	7.88	1.54	8.69	1.55	9.23	1.56
	29	7.19	1.76	7.47	1.78	7.56	1.79	7.74	1.80	8.54	1.83	9.08	1.85
	32	7.00	1.91	7.28	1.94	7.37	1.94	7.56	1.96	8.33	1.99	8.85	2.01
	35	6.76	2.04	7.03	2.07	7.12	2.07	7.30	2.09	8.03	2.11	8.52	2.12
	40	6.24	2.23	6.48	2.24	6.56	2.24	6.72	2.25	7.35	2.22	7.77	2.20
	43	5.87	2.31	6.07	2.31	6.14	2.31	6.27	2.30	6.82	2.24	7.19	2.19
	46	5.44	2.39	5.60	2.36	5.65	2.35	5.76	2.33	6.21	2.21	6.51	2.13
1.6 + 2.5 + 5.0	22	7.45	1.20	7.68	1.19	7.75	1.18	7.90	1.17	8.70	1.15	9.23	1.15
	25	7.37	1.37	7.63	1.37	7.71	1.37	7.88	1.37	8.69	1.38	9.23	1.39
	29	7.19	1.57	7.47	1.58	7.56	1.59	7.74	1.60	8.54	1.63	9.08	1.64
	32	7.00	1.70	7.28	1.72	7.37	1.73	7.56	1.74	8.33	1.77	8.85	1.79
	35	6.76	1.82	7.03	1.84	7.12	1.85	7.30	1.86	8.03	1.88	8.52	1.89
	40	6.24	1.98	6.48	1.99	6.56	1.99	6.72	2.00	7.35	1.98	7.77	1.96
	43	5.87	2.06	6.07	2.05	6.14	2.05	6.27	2.05	6.82	1.99	7.19	1.95
	46	5.44	2.12	5.60	2.10	5.65	2.09	5.76	2.07	6.21	1.97	6.51	1.90
1.6 + 3.5 + 3.5	22	7.45	1.32	7.68	1.30	7.75	1.29	7.90	1.28	8.70	1.27	9.23	1.26
	25	7.37	1.50	7.63	1.50	7.71	1.50	7.88	1.50	8.69	1.51	9.23	1.52
	29	7.19	1.72	7.47	1.74	7.56	1.74	7.74	1.75	8.54	1.78	9.08	1.80
	32	7.00	1.87	7.28	1.89	7.37	1.90	7.56	1.91	8.33	1.94	8.85	1.96
	35	6.76	1.99	7.03	2.02	7.12	2.02	7.30	2.04	8.03	2.06	8.52	2.07
	40	6.24	2.17	6.48	2.18	6.56	2.19	6.72	2.19	7.35	2.17	7.77	2.15
	43	5.87	2.26	6.07	2.25	6.14	2.25	6.27	2.25	6.82	2.18	7.19	2.14
	46	5.44	2.33	5.60	2.30	5.65	2.29	5.76	2.27	6.21	2.16	6.51	2.08
1.6 + 3.5 + 4.2	22	7.45	1.32	7.68	1.30	7.75	1.29	7.90	1.28	8.70	1.27	9.23	1.26
	25	7.37	1.50	7.63	1.50	7.71	1.50	7.88	1.50	8.69	1.51	9.23	1.52
	29	7.19	1.72	7.47	1.74	7.56	1.74	7.74	1.75	8.54	1.78	9.08	1.80
	32	7.00	1.87	7.28	1.89	7.37	1.90	7.56	1.91	8.33	1.94	8.85	1.96
	35	6.76	1.99	7.03	2.02	7.12	2.02	7.30	2.04	8.03	2.06	8.52	2.07
	40	6.24	2.17	6.48	2.18	6.56	2.19	6.72	2.19	7.35	2.17	7.77	2.15
	43	5.87	2.26	6.07	2.25	6.14	2.25	6.27	2.25	6.82	2.18	7.19	2.14
	46	5.44	2.33	5.60	2.30	5.65	2.29	5.76	2.27	6.21	2.16	6.51	2.08
2.0 + 2.0 + 2.0	22	7.35	1.32	7.57	1.30	7.65	1.29	7.80	1.28	8.58	1.27	9.10	1.26
	25	7.27	1.50	7.52	1.50	7.61	1.50	7.77	1.50	8.57	1.51	9.10	1.52
	29	7.09	1.72	7.37	1.74	7.46	1.74	7.64	1.75	8.43	1.78	8.95	1.80
	32	6.90	1.87	7.18	1.89	7.27	1.90	7.45	1.91	8.22	1.94	8.73	1.96
	35	6.66	1.99	6.93	2.02	7.02	2.02	7.20	2.04	7.92	2.06	8.41	2.07
	40	6.16	2.17	6.39	2.18	6.47	2.19	6.62	2.19	7.25	2.17	7.66	2.15
	43	5.79	2.26	5.99	2.25	6.05	2.25	6.18	2.25	6.73	2.18	7.09	2.14
	46	5.37	2.33	5.52	2.30	5.57	2.29	5.68	2.27	6.12	2.16	6.42	2.08

Combination (Capacity)	Outdoor Air Temp. °C DB	Indoor Air Temp. °C WB											
		16		17.5		18		19		22		24	
		Total Q	Input Power	Total Q	Input Power	Total Q	Input Power	Total Q	Input Power	Total Q	Input Power	Total Q	Input Power
2.0 + 2.0 + 2.5	22	7.35	1.32	7.57	1.30	7.65	1.29	7.80	1.28	8.58	1.27	9.10	1.26
	25	7.27	1.50	7.52	1.50	7.61	1.50	7.77	1.50	8.57	1.51	9.10	1.52
	29	7.09	1.72	7.37	1.74	7.46	1.74	7.64	1.75	8.43	1.78	8.95	1.80
	32	6.90	1.87	7.18	1.89	7.27	1.90	7.45	1.91	8.22	1.94	8.73	1.96
	35	6.66	1.99	6.93	2.02	7.02	2.02	7.20	2.04	7.92	2.06	8.41	2.07
	40	6.16	2.17	6.39	2.18	6.47	2.19	6.62	2.19	7.25	2.17	7.66	2.15
	43	5.79	2.26	5.99	2.25	6.05	2.25	6.18	2.25	6.73	2.18	7.09	2.14
	46	5.37	2.33	5.52	2.30	5.57	2.29	5.68	2.27	6.12	2.16	6.42	2.08
2.0 + 2.0 + 3.5	22	7.35	1.30	7.57	1.28	7.65	1.27	7.80	1.25	8.58	1.24	9.10	1.23
	25	7.27	1.47	7.52	1.47	7.61	1.47	7.77	1.47	8.57	1.48	9.10	1.49
	29	7.09	1.69	7.37	1.70	7.46	1.71	7.64	1.72	8.43	1.75	8.95	1.77
	32	6.90	1.83	7.18	1.85	7.27	1.86	7.45	1.87	8.22	1.90	8.73	1.92
	35	6.66	1.96	6.93	1.98	7.02	1.99	7.20	2.00	7.92	2.02	8.41	2.03
	40	6.16	2.13	6.39	2.14	6.47	2.14	6.62	2.15	7.25	2.13	7.66	2.11
	43	5.79	2.21	5.99	2.21	6.05	2.21	6.18	2.20	6.73	2.14	7.09	2.10
	46	5.37	2.28	5.52	2.26	5.57	2.25	5.68	2.23	6.12	2.12	6.42	2.04
2.0 + 2.0 + 4.2	22	7.45	1.32	7.68	1.30	7.75	1.29	7.90	1.28	8.70	1.27	9.23	1.26
	25	7.37	1.50	7.63	1.50	7.71	1.50	7.88	1.50	8.69	1.51	9.23	1.52
	29	7.19	1.72	7.47	1.74	7.56	1.74	7.74	1.75	8.54	1.78	9.08	1.80
	32	7.00	1.87	7.28	1.89	7.37	1.90	7.56	1.91	8.33	1.94	8.85	1.96
	35	6.76	1.99	7.03	2.02	7.12	2.02	7.30	2.04	8.03	2.06	8.52	2.07
	40	6.24	2.17	6.48	2.18	6.56	2.19	6.72	2.19	7.35	2.17	7.77	2.15
	43	5.87	2.26	6.07	2.25	6.14	2.25	6.27	2.25	6.82	2.18	7.19	2.14
	46	5.44	2.33	5.60	2.30	5.65	2.29	5.76	2.27	6.21	2.16	6.51	2.08
2.0 + 2.0 + 5.0	22	7.45	1.20	7.68	1.19	7.75	1.18	7.90	1.17	8.70	1.15	9.23	1.15
	25	7.37	1.37	7.63	1.37	7.71	1.37	7.88	1.37	8.69	1.38	9.23	1.39
	29	7.19	1.57	7.47	1.58	7.56	1.59	7.74	1.60	8.54	1.63	9.08	1.64
	32	7.00	1.70	7.28	1.72	7.37	1.73	7.56	1.74	8.33	1.77	8.85	1.79
	35	6.76	1.82	7.03	1.84	7.12	1.85	7.30	1.86	8.03	1.88	8.52	1.89
	40	6.24	1.98	6.48	1.99	6.56	1.99	6.72	2.00	7.35	1.98	7.77	1.96
	43	5.87	2.06	6.07	2.05	6.14	2.05	6.27	2.05	6.82	1.99	7.19	1.95
	46	5.44	2.12	5.60	2.10	5.65	2.09	5.76	2.07	6.21	1.97	6.51	1.90
2.0 + 2.5 + 2.5	22	7.35	1.32	7.57	1.30	7.65	1.29	7.80	1.28	8.58	1.27	9.10	1.26
	25	7.27	1.50	7.52	1.50	7.61	1.50	7.77	1.50	8.57	1.51	9.10	1.52
	29	7.09	1.72	7.37	1.74	7.46	1.74	7.64	1.75	8.43	1.78	8.95	1.80
	32	6.90	1.87	7.18	1.89	7.27	1.90	7.45	1.91	8.22	1.94	8.73	1.96
	35	6.66	1.99	6.93	2.02	7.02	2.02	7.20	2.04	7.92	2.06	8.41	2.07
	40	6.16	2.17	6.39	2.18	6.47	2.19	6.62	2.19	7.25	2.17	7.66	2.15
	43	5.79	2.26	5.99	2.25	6.05	2.25	6.18	2.25	6.73	2.18	7.09	2.14
	46	5.37	2.33	5.52	2.30	5.57	2.29	5.68	2.27	6.12	2.16	6.42	2.08

Combination (Capacity)	Outdoor Air Temp. °C DB	Indoor Air Temp. °C WB											
		16		17.5		18		19		22		24	
		Total Q	Input Power	Total Q	Input Power	Total Q	Input Power	Total Q	Input Power	Total Q	Input Power	Total Q	Input Power
2.0 + 2.5 + 3.5	22	7.35	1.30	7.57	1.28	7.65	1.27	7.80	1.25	8.58	1.24	9.10	1.23
	25	7.27	1.47	7.52	1.47	7.61	1.47	7.77	1.47	8.57	1.48	9.10	1.49
	29	7.09	1.69	7.37	1.70	7.46	1.71	7.64	1.72	8.43	1.75	8.95	1.77
	32	6.90	1.83	7.18	1.85	7.27	1.86	7.45	1.87	8.22	1.90	8.73	1.92
	35	6.66	1.96	6.93	1.98	7.02	1.99	7.20	2.00	7.92	2.02	8.41	2.03
	40	6.16	2.13	6.39	2.14	6.47	2.14	6.62	2.15	7.25	2.13	7.66	2.11
	43	5.79	2.21	5.99	2.21	6.05	2.21	6.18	2.20	6.73	2.14	7.09	2.10
	46	5.37	2.28	5.52	2.26	5.57	2.25	5.68	2.23	6.12	2.12	6.42	2.04
2.0 + 2.5 + 4.2	22	7.45	1.32	7.68	1.30	7.75	1.29	7.90	1.28	8.70	1.27	9.23	1.26
	25	7.37	1.50	7.63	1.50	7.71	1.50	7.88	1.50	8.69	1.51	9.23	1.52
	29	7.19	1.72	7.47	1.74	7.56	1.74	7.74	1.75	8.54	1.78	9.08	1.80
	32	7.00	1.87	7.28	1.89	7.37	1.90	7.56	1.91	8.33	1.94	8.85	1.96
	35	6.76	1.99	7.03	2.02	7.12	2.02	7.30	2.04	8.03	2.06	8.52	2.07
	40	6.24	2.17	6.48	2.18	6.56	2.19	6.72	2.19	7.35	2.17	7.77	2.15
	43	5.87	2.26	6.07	2.25	6.14	2.25	6.27	2.25	6.82	2.18	7.19	2.14
	46	5.44	2.33	5.60	2.30	5.65	2.29	5.76	2.27	6.21	2.16	6.51	2.08
2.5 + 2.5 + 5.0	22	7.45	1.20	7.68	1.19	7.75	1.18	7.90	1.17	8.70	1.15	9.23	1.15
	25	7.37	1.37	7.63	1.37	7.71	1.37	7.88	1.37	8.69	1.38	9.23	1.39
	29	7.19	1.57	7.47	1.58	7.56	1.59	7.74	1.60	8.54	1.63	9.08	1.64
	32	7.00	1.70	7.28	1.72	7.37	1.73	7.56	1.74	8.33	1.77	8.85	1.79
	35	6.76	1.82	7.03	1.84	7.12	1.85	7.30	1.86	8.03	1.88	8.52	1.89
	40	6.24	1.98	6.48	1.99	6.56	1.99	6.72	2.00	7.35	1.98	7.77	1.96
	43	5.87	2.06	6.07	2.05	6.14	2.05	6.27	2.05	6.82	1.99	7.19	1.95
	46	5.44	2.12	5.60	2.10	5.65	2.09	5.76	2.07	6.21	1.97	6.51	1.90
2.0 + 3.5 + 3.5	22	7.45	1.30	7.68	1.28	7.75	1.27	7.90	1.25	8.70	1.24	9.23	1.23
	25	7.37	1.47	7.63	1.47	7.71	1.47	7.88	1.47	8.69	1.48	9.23	1.49
	29	7.19	1.69	7.47	1.70	7.56	1.71	7.74	1.72	8.54	1.75	9.08	1.77
	32	7.00	1.83	7.28	1.85	7.37	1.86	7.56	1.87	8.33	1.90	8.85	1.92
	35	6.76	1.96	7.03	1.98	7.12	1.99	7.30	2.00	8.03	2.02	8.52	2.03
	40	6.24	2.13	6.48	2.14	6.56	2.14	6.72	2.15	7.35	2.13	7.77	2.11
	43	5.87	2.21	6.07	2.21	6.14	2.21	6.27	2.20	6.82	2.14	7.19	2.10
	46	5.44	2.28	5.60	2.26	5.65	2.25	5.76	2.23	6.21	2.12	6.51	2.04
2.5 + 2.5 + 2.5	22	7.35	1.32	7.57	1.30	7.65	1.29	7.80	1.28	8.58	1.27	9.10	1.26
	25	7.27	1.50	7.52	1.50	7.61	1.50	7.77	1.50	8.57	1.51	9.10	1.52
	29	7.09	1.72	7.37	1.74	7.46	1.74	7.64	1.75	8.43	1.78	8.95	1.80
	32	6.90	1.87	7.18	1.89	7.27	1.90	7.45	1.91	8.22	1.94	8.73	1.96
	35	6.66	1.99	6.93	2.02	7.02	2.02	7.20	2.04	7.92	2.06	8.41	2.07
	40	6.16	2.17	6.39	2.18	6.47	2.19	6.62	2.19	7.25	2.17	7.66	2.15
	43	5.79	2.26	5.99	2.25	6.05	2.25	6.18	2.25	6.73	2.18	7.09	2.14
	46	5.37	2.33	5.52	2.30	5.57	2.29	5.68	2.27	6.12	2.16	6.42	2.08

Combination (Capacity)	Outdoor Air Temp. °C DB	Indoor Air Temp. °C WB											
		16		17.5		18		19		22		24	
		Total Q	Input Power	Total Q	Input Power	Total Q	Input Power	Total Q	Input Power	Total Q	Input Power	Total Q	Input Power
2.5 + 2.5 + 3.5	22	7.35	1.30	7.57	1.28	7.65	1.27	7.80	1.25	8.58	1.24	9.10	1.23
	25	7.27	1.47	7.52	1.47	7.61	1.47	7.77	1.47	8.57	1.48	9.10	1.49
	29	7.09	1.69	7.37	1.70	7.46	1.71	7.64	1.72	8.43	1.75	8.95	1.77
	32	6.90	1.83	7.18	1.85	7.27	1.86	7.45	1.87	8.22	1.90	8.73	1.92
	35	6.66	1.96	6.93	1.98	7.02	1.99	7.20	2.00	7.92	2.02	8.41	2.03
	40	6.16	2.13	6.39	2.14	6.47	2.14	6.62	2.15	7.25	2.13	7.66	2.11
	43	5.79	2.21	5.99	2.21	6.05	2.21	6.18	2.20	6.73	2.14	7.09	2.10
	46	5.37	2.28	5.52	2.26	5.57	2.25	5.68	2.23	6.12	2.12	6.42	2.04
2.5 + 2.5 + 4.2	22	7.45	1.32	7.68	1.30	7.75	1.29	7.90	1.28	8.70	1.27	9.23	1.26
	25	7.37	1.50	7.63	1.50	7.71	1.50	7.88	1.50	8.69	1.51	9.23	1.52
	29	7.19	1.72	7.47	1.74	7.56	1.74	7.74	1.75	8.54	1.78	9.08	1.80
	32	7.00	1.87	7.28	1.89	7.37	1.90	7.56	1.91	8.33	1.94	8.85	1.96
	35	6.76	1.99	7.03	2.02	7.12	2.02	7.30	2.04	8.03	2.06	8.52	2.07
	40	6.24	2.17	6.48	2.18	6.56	2.19	6.72	2.19	7.35	2.17	7.77	2.15
	43	5.87	2.26	6.07	2.25	6.14	2.25	6.27	2.25	6.82	2.18	7.19	2.14
	46	5.44	2.33	5.60	2.30	5.65	2.29	5.76	2.27	6.21	2.16	6.51	2.08
2.5 + 3.5 + 3.5	22	7.45	1.30	7.68	1.28	7.75	1.27	7.90	1.25	8.70	1.24	9.23	1.23
	25	7.37	1.47	7.63	1.47	7.71	1.47	7.88	1.47	8.69	1.48	9.23	1.49
	29	7.19	1.69	7.47	1.70	7.56	1.71	7.74	1.72	8.54	1.75	9.08	1.77
	32	7.00	1.83	7.28	1.85	7.37	1.86	7.56	1.87	8.33	1.90	8.85	1.92
	35	6.76	1.96	7.03	1.98	7.12	1.99	7.30	2.00	8.03	2.02	8.52	2.03
	40	6.24	2.13	6.48	2.14	6.56	2.14	6.72	2.15	7.35	2.13	7.77	2.11
	43	5.87	2.21	6.07	2.21	6.14	2.21	6.27	2.20	6.82	2.14	7.19	2.10
	46	5.44	2.28	5.60	2.26	5.65	2.25	5.76	2.23	6.21	2.12	6.51	2.04

18.1.2 CU-3Z68TBE

Combination (Capacity)	Outdoor Air Temp. °C DB	Indoor Air Temp. °C WB											
		16		17.5		18		19		22		24	
		Total Q	Input Power	Total Q	Input Power	Total Q	Input Power	Total Q	Input Power	Total Q	Input Power	Total Q	Input Power
1.6	22	1.79	0.20	1.90	0.20	1.93	0.20	2.01	0.20	2.61	0.30	3.02	0.37
	25	1.89	0.33	2.02	0.32	2.06	0.32	2.15	0.32	2.68	0.39	3.03	0.44
	29	1.98	0.47	2.12	0.47	2.17	0.46	2.27	0.46	2.71	0.50	3.01	0.53
	32	2.01	0.57	2.16	0.56	2.21	0.56	2.31	0.56	2.69	0.58	2.95	0.59
	35	2.02	0.65	2.16	0.64	2.21	0.64	2.30	0.64	2.64	0.65	2.87	0.65
	40	1.96	0.76	2.08	0.76	2.12	0.76	2.19	0.76	2.48	0.75	2.67	0.74
	43	1.89	0.81	1.98	0.81	2.01	0.81	2.07	0.81	2.33	0.80	2.50	0.79
	46	1.79	0.85	1.85	0.85	1.87	0.85	1.91	0.85	2.15	0.84	2.31	0.83
2.0	22	2.26	0.26	2.39	0.25	2.44	0.25	2.53	0.25	3.30	0.38	3.81	0.47
	25	2.38	0.41	2.55	0.41	2.60	0.41	2.71	0.40	3.38	0.50	3.82	0.56
	29	2.50	0.60	2.68	0.59	2.74	0.59	2.86	0.58	3.42	0.64	3.79	0.67
	32	2.54	0.72	2.72	0.71	2.78	0.71	2.91	0.70	3.40	0.73	3.72	0.75
	35	2.54	0.82	2.72	0.82	2.78	0.81	2.90	0.81	3.33	0.82	3.62	0.82
	40	2.47	0.96	2.62	0.96	2.67	0.96	2.77	0.96	3.12	0.94	3.36	0.94
	43	2.38	1.03	2.50	1.03	2.54	1.03	2.61	1.03	2.94	1.01	3.16	1.00
	46	2.26	1.08	2.33	1.08	2.35	1.08	2.40	1.08	2.71	1.06	2.92	1.05
2.5	22	2.26	0.26	2.39	0.25	2.44	0.25	2.53	0.25	3.30	0.38	3.81	0.47
	25	2.38	0.41	2.55	0.41	2.60	0.41	2.71	0.40	3.38	0.50	3.82	0.56
	29	2.50	0.60	2.68	0.59	2.74	0.59	2.86	0.58	3.42	0.64	3.79	0.67
	32	2.54	0.72	2.72	0.71	2.78	0.71	2.91	0.70	3.40	0.73	3.72	0.75
	35	2.54	0.82	2.72	0.82	2.78	0.81	2.90	0.81	3.33	0.82	3.62	0.82
	40	2.47	0.96	2.62	0.96	2.67	0.96	2.77	0.96	3.12	0.94	3.36	0.94
	43	2.38	1.03	2.50	1.03	2.54	1.03	2.61	1.03	2.94	1.01	3.16	1.00
	46	2.26	1.08	2.33	1.08	2.35	1.08	2.40	1.08	2.71	1.06	2.92	1.05
3.5	22	2.96	0.43	3.14	0.42	3.20	0.42	3.31	0.42	4.32	0.64	4.99	0.78
	25	3.12	0.69	3.34	0.68	3.41	0.68	3.55	0.67	4.43	0.83	5.01	0.94
	29	3.27	1.00	3.51	0.99	3.59	0.99	3.74	0.98	4.48	1.07	4.97	1.13
	32	3.33	1.20	3.57	1.19	3.65	1.19	3.81	1.18	4.45	1.23	4.88	1.26
	35	3.33	1.38	3.57	1.37	3.64	1.37	3.80	1.36	4.36	1.37	4.74	1.38
	40	3.24	1.62	3.43	1.61	3.50	1.61	3.62	1.61	4.09	1.59	4.40	1.57
	43	3.12	1.72	3.27	1.72	3.32	1.72	3.42	1.72	3.85	1.69	4.14	1.67
	46	2.96	1.81	3.05	1.81	3.08	1.81	3.15	1.82	3.55	1.79	3.82	1.77
4.2	22	3.35	0.63	3.55	0.62	3.62	0.62	3.75	0.61	4.89	0.93	5.64	1.15
	25	3.53	1.01	3.77	1.00	3.85	1.00	4.01	0.99	5.01	1.22	5.67	1.37
	29	3.70	1.46	3.97	1.45	4.06	1.44	4.24	1.43	5.07	1.56	5.62	1.65
	32	3.76	1.76	4.04	1.74	4.13	1.74	4.31	1.73	5.04	1.80	5.52	1.84
	35	3.77	2.02	4.04	2.00	4.12	2.00	4.30	1.99	4.94	2.01	5.36	2.02
	40	3.67	2.36	3.88	2.36	3.96	2.36	4.10	2.35	4.63	2.32	4.98	2.30
	43	3.53	2.52	3.70	2.52	3.76	2.52	3.87	2.52	4.36	2.48	4.68	2.45
	46	3.35	2.65	3.45	2.65	3.49	2.65	3.56	2.66	4.02	2.62	4.33	2.59

Combination (Capacity)	Outdoor Air Temp. °C DB	Indoor Air Temp. °C WB											
		16		17.5		18		19		22		24	
		Total Q	Input Power	Total Q	Input Power	Total Q	Input Power	Total Q	Input Power	Total Q	Input Power	Total Q	Input Power
5.0	22	4.44	0.68	4.70	0.67	4.79	0.66	4.97	0.65	6.48	1.00	7.48	1.23
	25	4.69	1.08	5.00	1.07	5.11	1.07	5.32	1.06	6.64	1.30	7.52	1.47
	29	4.91	1.57	5.26	1.55	5.38	1.54	5.62	1.53	6.72	1.67	7.45	1.76
	32	4.99	1.88	5.35	1.87	5.47	1.86	5.71	1.85	6.68	1.92	7.32	1.97
	35	5.00	2.16	5.35	2.14	5.47	2.14	5.70	2.13	6.55	2.15	7.11	2.16
	40	4.86	2.53	5.15	2.52	5.25	2.52	5.44	2.52	6.14	2.48	6.61	2.46
	43	4.68	2.70	4.91	2.70	4.98	2.70	5.13	2.70	5.78	2.65	6.21	2.62
	46	4.44	2.83	4.58	2.84	4.63	2.84	4.72	2.84	5.33	2.80	5.73	2.77
6.0	22	4.83	0.74	5.12	0.73	5.21	0.72	5.41	0.72	7.05	1.09	8.14	1.34
	25	5.10	1.19	5.44	1.17	5.56	1.17	5.79	1.15	7.22	1.42	8.18	1.60
	29	5.34	1.71	5.72	1.70	5.85	1.69	6.11	1.68	7.31	1.83	8.11	1.93
	32	5.43	2.06	5.82	2.04	5.95	2.04	6.21	2.02	7.26	2.10	7.96	2.16
	35	5.44	2.36	5.82	2.35	5.95	2.34	6.20	2.33	7.12	2.35	7.73	2.37
	40	5.29	2.77	5.60	2.76	5.71	2.76	5.91	2.75	6.68	2.72	7.19	2.69
	43	5.10	2.95	5.34	2.95	5.42	2.95	5.58	2.95	6.28	2.90	6.75	2.87
	46	4.82	3.10	4.98	3.10	5.03	3.11	5.14	3.11	5.80	3.06	6.24	3.03
1.6 + 1.6	22	6.53	1.37	6.73	1.35	6.80	1.34	6.93	1.33	7.63	1.32	8.09	1.31
	25	6.46	1.56	6.69	1.56	6.76	1.56	6.91	1.56	7.62	1.57	8.09	1.58
	29	6.31	1.79	6.55	1.81	6.63	1.81	6.79	1.82	7.49	1.85	7.96	1.87
	32	6.14	1.94	6.38	1.96	6.46	1.97	6.63	1.99	7.30	2.02	7.76	2.04
	35	5.92	2.07	6.16	2.10	6.24	2.10	6.40	2.12	7.04	2.14	7.47	2.15
	40	5.47	2.26	5.68	2.27	5.75	2.27	5.89	2.28	6.44	2.25	6.81	2.24
	43	5.14	2.35	5.32	2.34	5.38	2.34	5.50	2.34	5.98	2.27	6.30	2.22
	46	4.77	2.42	4.91	2.39	4.96	2.38	5.05	2.36	5.44	2.24	5.71	2.16
1.6 + 2.0	22	6.53	1.35	6.73	1.33	6.80	1.32	6.93	1.31	7.63	1.29	8.09	1.28
	25	6.46	1.53	6.69	1.53	6.76	1.53	6.91	1.53	7.62	1.54	8.09	1.55
	29	6.31	1.76	6.55	1.77	6.63	1.78	6.79	1.79	7.49	1.82	7.96	1.84
	32	6.14	1.90	6.38	1.93	6.46	1.93	6.63	1.95	7.30	1.98	7.76	2.00
	35	5.92	2.03	6.16	2.06	6.24	2.06	6.40	2.08	7.04	2.10	7.47	2.11
	40	5.47	2.22	5.68	2.23	5.75	2.23	5.89	2.24	6.44	2.21	6.81	2.19
	43	5.14	2.30	5.32	2.30	5.38	2.30	5.50	2.29	5.98	2.23	6.30	2.18
	46	4.77	2.37	4.91	2.35	4.96	2.34	5.05	2.32	5.44	2.20	5.71	2.12
1.6 + 2.5	22	6.53	1.35	6.73	1.33	6.80	1.32	6.93	1.31	7.63	1.29	8.09	1.28
	25	6.46	1.53	6.69	1.53	6.76	1.53	6.91	1.53	7.62	1.54	8.09	1.55
	29	6.31	1.76	6.55	1.77	6.63	1.78	6.79	1.79	7.49	1.82	7.96	1.84
	32	6.14	1.90	6.38	1.93	6.46	1.93	6.63	1.95	7.30	1.98	7.76	2.00
	35	5.92	2.03	6.16	2.06	6.24	2.06	6.40	2.08	7.04	2.10	7.47	2.11
	40	5.47	2.22	5.68	2.23	5.75	2.23	5.89	2.24	6.44	2.21	6.81	2.19
	43	5.14	2.30	5.32	2.30	5.38	2.30	5.50	2.29	5.98	2.23	6.30	2.18
	46	4.77	2.37	4.91	2.35	4.96	2.34	5.05	2.32	5.44	2.20	5.71	2.12

Combination (Capacity)	Outdoor Air Temp. °C DB	Indoor Air Temp. °C WB											
		16		17.5		18		19		22		24	
		Total Q	Input Power	Total Q	Input Power	Total Q	Input Power	Total Q	Input Power	Total Q	Input Power	Total Q	Input Power
1.6 + 3.5	22	7.04	1.61	7.26	1.58	7.33	1.57	7.47	1.56	8.22	1.54	8.72	1.53
	25	6.97	1.83	7.21	1.83	7.29	1.83	7.45	1.83	8.21	1.84	8.72	1.85
	29	6.80	2.09	7.06	2.11	7.15	2.12	7.32	2.13	8.07	2.17	8.58	2.19
	32	6.62	2.27	6.88	2.30	6.97	2.31	7.14	2.32	7.88	2.36	8.36	2.38
	35	6.39	2.43	6.64	2.45	6.73	2.46	6.90	2.48	7.59	2.50	8.06	2.52
	40	5.90	2.64	6.12	2.65	6.20	2.66	6.35	2.67	6.95	2.64	7.34	2.62
	43	5.55	2.75	5.74	2.74	5.80	2.74	5.93	2.73	6.45	2.65	6.79	2.60
	46	5.15	2.83	5.29	2.80	5.34	2.79	5.44	2.76	5.87	2.62	6.15	2.53
1.6 + 4.2	22	7.04	1.58	7.26	1.56	7.33	1.55	7.47	1.53	8.22	1.51	8.72	1.50
	25	6.97	1.80	7.21	1.80	7.29	1.80	7.45	1.80	8.21	1.81	8.72	1.82
	29	6.80	2.06	7.06	2.08	7.15	2.09	7.32	2.10	8.07	2.13	8.58	2.16
	32	6.62	2.23	6.88	2.26	6.97	2.27	7.14	2.29	7.88	2.32	8.36	2.34
	35	6.39	2.39	6.64	2.41	6.73	2.42	6.90	2.44	7.59	2.46	8.06	2.48
	40	5.90	2.60	6.12	2.61	6.20	2.61	6.35	2.62	6.95	2.59	7.34	2.57
	43	5.55	2.70	5.74	2.69	5.80	2.69	5.93	2.69	6.45	2.61	6.79	2.56
	46	5.15	2.78	5.29	2.75	5.34	2.74	5.44	2.72	5.87	2.58	6.15	2.49
1.6 + 5.0	22	7.66	1.63	7.89	1.61	7.97	1.60	8.12	1.58	8.94	1.56	9.48	1.55
	25	7.57	1.86	7.84	1.86	7.92	1.86	8.10	1.86	8.93	1.87	9.48	1.88
	29	7.39	2.13	7.67	2.15	7.77	2.15	7.96	2.17	8.78	2.20	9.32	2.23
	32	7.19	2.31	7.48	2.33	7.57	2.34	7.76	2.36	8.56	2.40	9.09	2.42
	35	6.94	2.46	7.22	2.49	7.31	2.50	7.50	2.52	8.26	2.54	8.76	2.56
	40	6.41	2.68	6.66	2.70	6.74	2.70	6.90	2.71	7.55	2.68	7.98	2.66
	43	6.03	2.79	6.24	2.78	6.30	2.78	6.44	2.78	7.01	2.70	7.38	2.64
	46	5.59	2.88	5.75	2.84	5.81	2.83	5.91	2.81	6.38	2.67	6.69	2.57
1.6 + 6.0	22	7.66	1.63	7.89	1.61	7.97	1.60	8.12	1.58	8.94	1.56	9.48	1.55
	25	7.57	1.86	7.84	1.86	7.92	1.86	8.10	1.86	8.93	1.87	9.48	1.88
	29	7.39	2.13	7.67	2.15	7.77	2.15	7.96	2.17	8.78	2.20	9.32	2.23
	32	7.19	2.31	7.48	2.33	7.57	2.34	7.76	2.36	8.56	2.40	9.09	2.42
	35	6.94	2.46	7.22	2.49	7.31	2.50	7.50	2.52	8.26	2.54	8.76	2.56
	40	6.41	2.68	6.66	2.70	6.74	2.70	6.90	2.71	7.55	2.68	7.98	2.66
	43	6.03	2.79	6.24	2.78	6.30	2.78	6.44	2.78	7.01	2.70	7.38	2.64
	46	5.59	2.88	5.75	2.84	5.81	2.83	5.91	2.81	6.38	2.67	6.69	2.57
2.0 + 2.0	22	6.53	1.32	6.73	1.30	6.80	1.29	6.93	1.28	7.63	1.27	8.09	1.26
	25	6.46	1.50	6.69	1.50	6.76	1.50	6.91	1.50	7.62	1.51	8.09	1.52
	29	6.31	1.72	6.55	1.74	6.63	1.74	6.79	1.75	7.49	1.78	7.96	1.80
	32	6.14	1.87	6.38	1.89	6.46	1.90	6.63	1.91	7.30	1.94	7.76	1.96
	35	5.92	1.99	6.16	2.02	6.24	2.02	6.40	2.04	7.04	2.06	7.47	2.07
	40	5.47	2.17	5.68	2.18	5.75	2.19	5.89	2.19	6.44	2.17	6.81	2.15
	43	5.14	2.26	5.32	2.25	5.38	2.25	5.50	2.25	5.98	2.18	6.30	2.14
	46	4.77	2.33	4.91	2.30	4.96	2.29	5.05	2.27	5.44	2.16	5.71	2.08

Combination (Capacity)	Outdoor Air Temp. °C DB	Indoor Air Temp. °C WB											
		16		17.5		18		19		22		24	
		Total Q	Input Power	Total Q	Input Power	Total Q	Input Power	Total Q	Input Power	Total Q	Input Power	Total Q	Input Power
2.0 + 2.5	22	6.53	1.32	6.73	1.30	6.80	1.29	6.93	1.28	7.63	1.27	8.09	1.26
	25	6.46	1.50	6.69	1.50	6.76	1.50	6.91	1.50	7.62	1.51	8.09	1.52
	29	6.31	1.72	6.55	1.74	6.63	1.74	6.79	1.75	7.49	1.78	7.96	1.80
	32	6.14	1.87	6.38	1.89	6.46	1.90	6.63	1.91	7.30	1.94	7.76	1.96
	35	5.92	1.99	6.16	2.02	6.24	2.02	6.40	2.04	7.04	2.06	7.47	2.07
	40	5.47	2.17	5.68	2.18	5.75	2.19	5.89	2.19	6.44	2.17	6.81	2.15
	43	5.14	2.26	5.32	2.25	5.38	2.25	5.50	2.25	5.98	2.18	6.30	2.14
	46	4.77	2.33	4.91	2.30	4.96	2.29	5.05	2.27	5.44	2.16	5.71	2.08
2.0 + 3.5	22	7.04	1.58	7.26	1.56	7.33	1.55	7.47	1.53	8.22	1.51	8.72	1.50
	25	6.97	1.80	7.21	1.80	7.29	1.80	7.45	1.80	8.21	1.81	8.72	1.82
	29	6.80	2.06	7.06	2.08	7.15	2.09	7.32	2.10	8.07	2.13	8.58	2.16
	32	6.62	2.23	6.88	2.26	6.97	2.27	7.14	2.29	7.88	2.32	8.36	2.34
	35	6.39	2.39	6.64	2.41	6.73	2.42	6.90	2.44	7.59	2.46	8.06	2.48
	40	5.90	2.60	6.12	2.61	6.20	2.61	6.35	2.62	6.95	2.59	7.34	2.57
	43	5.55	2.70	5.74	2.69	5.80	2.69	5.93	2.69	6.45	2.61	6.79	2.56
	46	5.15	2.78	5.29	2.75	5.34	2.74	5.44	2.72	5.87	2.58	6.15	2.49
2.0 + 4.2	22	7.04	1.55	7.26	1.53	7.33	1.52	7.47	1.51	8.22	1.49	8.72	1.48
	25	6.97	1.77	7.21	1.77	7.29	1.77	7.45	1.77	8.21	1.78	8.72	1.79
	29	6.80	2.03	7.06	2.04	7.15	2.05	7.32	2.06	8.07	2.10	8.58	2.12
	32	6.62	2.20	6.88	2.22	6.97	2.23	7.14	2.25	7.88	2.28	8.36	2.31
	35	6.39	2.35	6.64	2.37	6.73	2.38	6.90	2.40	7.59	2.42	8.06	2.44
	40	5.90	2.56	6.12	2.57	6.20	2.57	6.35	2.58	6.95	2.55	7.34	2.53
	43	5.55	2.66	5.74	2.65	5.80	2.65	5.93	2.64	6.45	2.57	6.79	2.52
	46	5.15	2.74	5.29	2.71	5.34	2.70	5.44	2.67	5.87	2.54	6.15	2.45
2.0 + 5.0	22	7.66	1.61	7.89	1.58	7.97	1.57	8.12	1.56	8.94	1.54	9.48	1.53
	25	7.57	1.83	7.84	1.83	7.92	1.83	8.10	1.83	8.93	1.84	9.48	1.85
	29	7.39	2.09	7.67	2.11	7.77	2.12	7.96	2.13	8.78	2.17	9.32	2.19
	32	7.19	2.27	7.48	2.30	7.57	2.31	7.76	2.32	8.56	2.36	9.09	2.38
	35	6.94	2.43	7.22	2.45	7.31	2.46	7.50	2.48	8.26	2.50	8.76	2.52
	40	6.41	2.64	6.66	2.65	6.74	2.66	6.90	2.67	7.55	2.64	7.98	2.62
	43	6.03	2.75	6.24	2.74	6.30	2.74	6.44	2.73	7.01	2.65	7.38	2.60
	46	5.59	2.83	5.75	2.80	5.81	2.79	5.91	2.76	6.38	2.62	6.69	2.53
2.0 + 6.0	22	7.66	1.61	7.89	1.58	7.97	1.57	8.12	1.56	8.94	1.54	9.48	1.53
	25	7.57	1.83	7.84	1.83	7.92	1.83	8.10	1.83	8.93	1.84	9.48	1.85
	29	7.39	2.09	7.67	2.11	7.77	2.12	7.96	2.13	8.78	2.17	9.32	2.19
	32	7.19	2.27	7.48	2.30	7.57	2.31	7.76	2.32	8.56	2.36	9.09	2.38
	35	6.94	2.43	7.22	2.45	7.31	2.46	7.50	2.48	8.26	2.50	8.76	2.52
	40	6.41	2.64	6.66	2.65	6.74	2.66	6.90	2.67	7.55	2.64	7.98	2.62
	43	6.03	2.75	6.24	2.74	6.30	2.74	6.44	2.73	7.01	2.65	7.38	2.60
	46	5.59	2.83	5.75	2.80	5.81	2.79	5.91	2.76	6.38	2.62	6.69	2.53

Combination (Capacity)	Outdoor Air Temp. °C DB	Indoor Air Temp. °C WB											
		16		17.5		18		19		22		24	
		Total Q	Input Power	Total Q	Input Power	Total Q	Input Power	Total Q	Input Power	Total Q	Input Power	Total Q	Input Power
2.5 + 2.5	22	6.94	1.57	7.15	1.55	7.22	1.54	7.36	1.52	8.10	1.51	8.60	1.50
	25	6.87	1.79	7.11	1.79	7.18	1.79	7.34	1.79	8.09	1.80	8.60	1.81
	29	6.70	2.05	6.96	2.07	7.04	2.08	7.21	2.09	7.96	2.12	8.45	2.15
	32	6.52	2.22	6.78	2.25	6.87	2.26	7.04	2.28	7.76	2.31	8.24	2.33
	35	6.29	2.38	6.55	2.40	6.63	2.41	6.80	2.43	7.48	2.45	7.94	2.47
	40	5.81	2.59	6.04	2.60	6.11	2.60	6.26	2.61	6.84	2.58	7.24	2.56
	43	5.47	2.69	5.65	2.68	5.72	2.68	5.84	2.68	6.35	2.60	6.70	2.55
	46	5.07	2.77	5.22	2.74	5.26	2.73	5.36	2.71	5.78	2.57	6.06	2.48
2.5 + 3.5	22	7.04	1.58	7.26	1.56	7.33	1.55	7.47	1.53	8.22	1.51	8.72	1.50
	25	6.97	1.80	7.21	1.80	7.29	1.80	7.45	1.80	8.21	1.81	8.72	1.82
	29	6.80	2.06	7.06	2.08	7.15	2.09	7.32	2.10	8.07	2.13	8.58	2.16
	32	6.62	2.23	6.88	2.26	6.97	2.27	7.14	2.29	7.88	2.32	8.36	2.34
	35	6.39	2.39	6.64	2.41	6.73	2.42	6.90	2.44	7.59	2.46	8.06	2.48
	40	5.90	2.60	6.12	2.61	6.20	2.61	6.35	2.62	6.95	2.59	7.34	2.57
	43	5.55	2.70	5.74	2.69	5.80	2.69	5.93	2.69	6.45	2.61	6.79	2.56
	46	5.15	2.78	5.29	2.75	5.34	2.74	5.44	2.72	5.87	2.58	6.15	2.49
2.5 + 4.2	22	7.04	1.55	7.26	1.53	7.33	1.52	7.47	1.51	8.22	1.49	8.72	1.48
	25	6.97	1.77	7.21	1.77	7.29	1.77	7.45	1.77	8.21	1.78	8.72	1.79
	29	6.80	2.03	7.06	2.04	7.15	2.05	7.32	2.06	8.07	2.10	8.58	2.12
	32	6.62	2.20	6.88	2.22	6.97	2.23	7.14	2.25	7.88	2.28	8.36	2.31
	35	6.39	2.35	6.64	2.37	6.73	2.38	6.90	2.40	7.59	2.42	8.06	2.44
	40	5.90	2.56	6.12	2.57	6.20	2.57	6.35	2.58	6.95	2.55	7.34	2.53
	43	5.55	2.66	5.74	2.65	5.80	2.65	5.93	2.64	6.45	2.57	6.79	2.52
	46	5.15	2.74	5.29	2.71	5.34	2.70	5.44	2.67	5.87	2.54	6.15	2.45
2.5 + 5.0	22	7.66	1.61	7.89	1.58	7.97	1.57	8.12	1.56	8.94	1.54	9.48	1.53
	25	7.57	1.83	7.84	1.83	7.92	1.83	8.10	1.83	8.93	1.84	9.48	1.85
	29	7.39	2.09	7.67	2.11	7.77	2.12	7.96	2.13	8.78	2.17	9.32	2.19
	32	7.19	2.27	7.48	2.30	7.57	2.31	7.76	2.32	8.56	2.36	9.09	2.38
	35	6.94	2.43	7.22	2.45	7.31	2.46	7.50	2.48	8.26	2.50	8.76	2.52
	40	6.41	2.64	6.66	2.65	6.74	2.66	6.90	2.67	7.55	2.64	7.98	2.62
	43	6.03	2.75	6.24	2.74	6.30	2.74	6.44	2.73	7.01	2.65	7.38	2.60
	46	5.59	2.83	5.75	2.80	5.81	2.79	5.91	2.76	6.38	2.62	6.69	2.53
2.5 + 6.0	22	7.66	1.61	7.89	1.58	7.97	1.57	8.12	1.56	8.94	1.54	9.48	1.53
	25	7.57	1.83	7.84	1.83	7.92	1.83	8.10	1.83	8.93	1.84	9.48	1.85
	29	7.39	2.09	7.67	2.11	7.77	2.12	7.96	2.13	8.78	2.17	9.32	2.19
	32	7.19	2.27	7.48	2.30	7.57	2.31	7.76	2.32	8.56	2.36	9.09	2.38
	35	6.94	2.43	7.22	2.45	7.31	2.46	7.50	2.48	8.26	2.50	8.76	2.52
	40	6.41	2.64	6.66	2.65	6.74	2.66	6.90	2.67	7.55	2.64	7.98	2.62
	43	6.03	2.75	6.24	2.74	6.30	2.74	6.44	2.73	7.01	2.65	7.38	2.60
	46	5.59	2.83	5.75	2.80	5.81	2.79	5.91	2.76	6.38	2.62	6.69	2.53

Combination (Capacity)	Outdoor Air Temp. °C DB	Indoor Air Temp. °C WB											
		16		17.5		18		19		22		24	
		Total Q	Input Power	Total Q	Input Power	Total Q	Input Power	Total Q	Input Power	Total Q	Input Power	Total Q	Input Power
3.5 + 3.5	22	7.14	1.55	7.36	1.53	7.43	1.52	7.58	1.51	8.34	1.49	8.85	1.48
	25	7.07	1.77	7.31	1.77	7.40	1.77	7.56	1.77	8.33	1.78	8.85	1.79
	29	6.90	2.03	7.16	2.04	7.25	2.05	7.43	2.06	8.19	2.10	8.70	2.12
	32	6.71	2.20	6.98	2.22	7.07	2.23	7.25	2.25	7.99	2.28	8.49	2.31
	35	6.48	2.35	6.74	2.37	6.83	2.38	7.00	2.40	7.70	2.42	8.17	2.44
	40	5.99	2.56	6.21	2.57	6.29	2.57	6.44	2.58	7.05	2.55	7.45	2.53
	43	5.63	2.66	5.82	2.65	5.88	2.65	6.01	2.64	6.54	2.57	6.89	2.52
	46	5.22	2.74	5.37	2.71	5.42	2.70	5.52	2.67	5.95	2.54	6.24	2.45
3.5 + 4.2	22	7.25	1.62	7.47	1.59	7.54	1.59	7.69	1.57	8.46	1.55	8.98	1.54
	25	7.17	1.84	7.42	1.84	7.50	1.84	7.67	1.84	8.45	1.85	8.98	1.86
	29	6.99	2.11	7.26	2.13	7.35	2.14	7.53	2.15	8.31	2.19	8.83	2.21
	32	6.81	2.29	7.08	2.31	7.17	2.32	7.35	2.34	8.10	2.38	8.61	2.40
	35	6.57	2.44	6.84	2.47	6.92	2.48	7.10	2.50	7.81	2.52	8.29	2.54
	40	6.07	2.66	6.30	2.68	6.38	2.68	6.53	2.69	7.15	2.66	7.56	2.64
	43	5.71	2.77	5.90	2.76	5.97	2.76	6.10	2.75	6.63	2.67	6.99	2.62
	46	5.30	2.85	5.45	2.82	5.50	2.81	5.60	2.79	6.04	2.64	6.33	2.55
3.5 + 5.0	22	7.76	1.61	7.99	1.58	8.07	1.57	8.23	1.56	9.06	1.54	9.61	1.53
	25	7.68	1.83	7.94	1.83	8.03	1.83	8.21	1.83	9.05	1.84	9.61	1.85
	29	7.49	2.09	7.77	2.11	7.87	2.12	8.06	2.13	8.89	2.17	9.45	2.19
	32	7.29	2.27	7.58	2.30	7.67	2.31	7.87	2.32	8.67	2.36	9.21	2.38
	35	7.03	2.43	7.32	2.45	7.41	2.46	7.60	2.48	8.37	2.50	8.88	2.52
	40	6.50	2.64	6.75	2.65	6.83	2.66	6.99	2.67	7.65	2.64	8.09	2.62
	43	6.11	2.75	6.32	2.74	6.39	2.74	6.53	2.73	7.10	2.65	7.48	2.60
	46	5.67	2.83	5.83	2.80	5.88	2.79	5.99	2.76	6.46	2.62	6.78	2.53
3.5 + 6.0	22	7.76	1.61	7.99	1.58	8.07	1.57	8.23	1.56	9.06	1.54	9.61	1.53
	25	7.68	1.83	7.94	1.83	8.03	1.83	8.21	1.83	9.05	1.84	9.61	1.85
	29	7.49	2.09	7.77	2.11	7.87	2.12	8.06	2.13	8.89	2.17	9.45	2.19
	32	7.29	2.27	7.58	2.30	7.67	2.31	7.87	2.32	8.67	2.36	9.21	2.38
	35	7.03	2.43	7.32	2.45	7.41	2.46	7.60	2.48	8.37	2.50	8.88	2.52
	40	6.50	2.64	6.75	2.65	6.83	2.66	6.99	2.67	7.65	2.64	8.09	2.62
	43	6.11	2.75	6.32	2.74	6.39	2.74	6.53	2.73	7.10	2.65	7.48	2.60
	46	5.67	2.83	5.83	2.80	5.88	2.79	5.99	2.76	6.46	2.62	6.78	2.53
4.2 + 4.2	22	7.25	1.59	7.47	1.56	7.54	1.55	7.69	1.54	8.46	1.52	8.98	1.51
	25	7.17	1.81	7.42	1.80	7.50	1.80	7.67	1.80	8.45	1.82	8.98	1.83
	29	6.99	2.07	7.26	2.09	7.35	2.09	7.53	2.11	8.31	2.14	8.83	2.16
	32	6.81	2.24	7.08	2.27	7.17	2.28	7.35	2.30	8.10	2.33	8.61	2.35
	35	6.57	2.40	6.84	2.42	6.92	2.43	7.10	2.45	7.81	2.47	8.29	2.49
	40	6.07	2.61	6.30	2.62	6.38	2.63	6.53	2.63	7.15	2.60	7.56	2.58
	43	5.71	2.71	5.90	2.71	5.97	2.70	6.10	2.70	6.63	2.62	6.99	2.57
	46	5.30	2.80	5.45	2.76	5.50	2.75	5.60	2.73	6.04	2.59	6.33	2.50

Combination (Capacity)	Outdoor Air Temp. °C DB	Indoor Air Temp. °C WB											
		16		17.5		18		19		22		24	
		Total Q	Input Power	Total Q	Input Power	Total Q	Input Power	Total Q	Input Power	Total Q	Input Power	Total Q	Input Power
4.2 + 5.0	22	7.76	1.58	7.99	1.56	8.07	1.55	8.23	1.53	9.06	1.51	9.61	1.50
	25	7.68	1.80	7.94	1.80	8.03	1.80	8.21	1.80	9.05	1.81	9.61	1.82
	29	7.49	2.06	7.77	2.08	7.87	2.09	8.06	2.10	8.89	2.13	9.45	2.16
	32	7.29	2.23	7.58	2.26	7.67	2.27	7.87	2.29	8.67	2.32	9.21	2.34
	35	7.03	2.39	7.32	2.41	7.41	2.42	7.60	2.44	8.37	2.46	8.88	2.48
	40	6.50	2.60	6.75	2.61	6.83	2.61	6.99	2.62	7.65	2.59	8.09	2.57
	43	6.11	2.70	6.32	2.69	6.39	2.69	6.53	2.69	7.10	2.61	7.48	2.56
	46	5.67	2.78	5.83	2.75	5.88	2.74	5.99	2.72	6.46	2.58	6.78	2.49
4.2 + 6.0	22	7.76	1.58	7.99	1.56	8.07	1.55	8.23	1.53	9.06	1.51	9.61	1.50
	25	7.68	1.80	7.94	1.80	8.03	1.80	8.21	1.80	9.05	1.81	9.61	1.82
	29	7.49	2.06	7.77	2.08	7.87	2.09	8.06	2.10	8.89	2.13	9.45	2.16
	32	7.29	2.23	7.58	2.26	7.67	2.27	7.87	2.29	8.67	2.32	9.21	2.34
	35	7.03	2.39	7.32	2.41	7.41	2.42	7.60	2.44	8.37	2.46	8.88	2.48
	40	6.50	2.60	6.75	2.61	6.83	2.61	6.99	2.62	7.65	2.59	8.09	2.57
	43	6.11	2.70	6.32	2.69	6.39	2.69	6.53	2.69	7.10	2.61	7.48	2.56
	46	5.67	2.78	5.83	2.75	5.88	2.74	5.99	2.72	6.46	2.58	6.78	2.49
5.0 + 5.0	22	8.27	1.62	8.52	1.59	8.60	1.59	8.77	1.57	9.65	1.55	10.24	1.54
	25	8.18	1.84	8.46	1.84	8.56	1.84	8.75	1.84	9.64	1.85	10.24	1.86
	29	7.98	2.11	8.29	2.13	8.39	2.14	8.59	2.15	9.48	2.19	10.07	2.21
	32	7.77	2.29	8.08	2.31	8.18	2.32	8.39	2.34	9.25	2.38	9.82	2.40
	35	7.50	2.44	7.80	2.47	7.90	2.48	8.10	2.50	8.92	2.52	9.46	2.54
	40	6.93	2.66	7.19	2.68	7.28	2.68	7.45	2.69	8.15	2.66	8.62	2.64
	43	6.51	2.77	6.73	2.76	6.81	2.76	6.96	2.75	7.57	2.67	7.98	2.62
	46	6.04	2.85	6.21	2.82	6.27	2.81	6.39	2.79	6.89	2.64	7.22	2.55
5.0 + 6.0	22	8.27	1.62	8.52	1.59	8.60	1.59	8.77	1.57	9.65	1.55	10.24	1.54
	25	8.18	1.84	8.46	1.84	8.56	1.84	8.75	1.84	9.64	1.85	10.24	1.86
	29	7.98	2.11	8.29	2.13	8.39	2.14	8.59	2.15	9.48	2.19	10.07	2.21
	32	7.77	2.29	8.08	2.31	8.18	2.32	8.39	2.34	9.25	2.38	9.82	2.40
	35	7.50	2.44	7.80	2.47	7.90	2.48	8.10	2.50	8.92	2.52	9.46	2.54
	40	6.93	2.66	7.19	2.68	7.28	2.68	7.45	2.69	8.15	2.66	8.62	2.64
	43	6.51	2.77	6.73	2.76	6.81	2.76	6.96	2.75	7.57	2.67	7.98	2.62
	46	6.04	2.85	6.21	2.82	6.27	2.81	6.39	2.79	6.89	2.64	7.22	2.55
1.6 + 1.6 + 1.6	22	8.17	1.62	8.41	1.59	8.50	1.59	8.66	1.57	9.53	1.55	10.11	1.54
	25	8.08	1.84	8.36	1.84	8.45	1.84	8.64	1.84	9.52	1.85	10.11	1.86
	29	7.88	2.11	8.18	2.13	8.28	2.14	8.49	2.15	9.36	2.19	9.95	2.21
	32	7.67	2.29	7.98	2.31	8.08	2.32	8.28	2.34	9.13	2.38	9.70	2.40
	35	7.40	2.44	7.70	2.47	7.80	2.48	8.00	2.50	8.81	2.52	9.34	2.54
	40	6.84	2.66	7.10	2.68	7.19	2.68	7.36	2.69	8.05	2.66	8.51	2.64
	43	6.43	2.77	6.65	2.76	6.72	2.76	6.87	2.75	7.47	2.67	7.88	2.62
	46	5.97	2.85	6.14	2.82	6.19	2.81	6.31	2.79	6.80	2.64	7.13	2.55

Combination (Capacity)	Outdoor Air Temp. °C DB	Indoor Air Temp. °C WB											
		16		17.5		18		19		22		24	
		Total Q	Input Power	Total Q	Input Power	Total Q	Input Power	Total Q	Input Power	Total Q	Input Power	Total Q	Input Power
1.6 + 1.6 + 2.0	22	8.17	1.59	8.41	1.57	8.50	1.56	8.66	1.54	9.53	1.53	10.11	1.52
	25	8.08	1.81	8.36	1.81	8.45	1.81	8.64	1.81	9.52	1.83	10.11	1.83
	29	7.88	2.08	8.18	2.10	8.28	2.10	8.49	2.12	9.36	2.15	9.95	2.17
	32	7.67	2.25	7.98	2.28	8.08	2.29	8.28	2.30	9.13	2.34	9.70	2.36
	35	7.40	2.41	7.70	2.43	7.80	2.44	8.00	2.46	8.81	2.48	9.34	2.50
	40	6.84	2.62	7.10	2.63	7.19	2.64	7.36	2.64	8.05	2.61	8.51	2.59
	43	6.43	2.72	6.65	2.72	6.72	2.71	6.87	2.71	7.47	2.63	7.88	2.58
	46	5.97	2.81	6.14	2.77	6.19	2.76	6.31	2.74	6.80	2.60	7.13	2.51
1.6 + 1.6 + 2.5	22	8.17	1.59	8.41	1.57	8.50	1.56	8.66	1.54	9.53	1.53	10.11	1.52
	25	8.08	1.81	8.36	1.81	8.45	1.81	8.64	1.81	9.52	1.83	10.11	1.83
	29	7.88	2.08	8.18	2.10	8.28	2.10	8.49	2.12	9.36	2.15	9.95	2.17
	32	7.67	2.25	7.98	2.28	8.08	2.29	8.28	2.30	9.13	2.34	9.70	2.36
	35	7.40	2.41	7.70	2.43	7.80	2.44	8.00	2.46	8.81	2.48	9.34	2.50
	40	6.84	2.62	7.10	2.63	7.19	2.64	7.36	2.64	8.05	2.61	8.51	2.59
	43	6.43	2.72	6.65	2.72	6.72	2.71	6.87	2.71	7.47	2.63	7.88	2.58
	46	5.97	2.81	6.14	2.77	6.19	2.76	6.31	2.74	6.80	2.60	7.13	2.51
1.6 + 1.6 + 3.5	22	8.17	1.53	8.41	1.51	8.50	1.50	8.66	1.49	9.53	1.47	10.11	1.46
	25	8.08	1.75	8.36	1.75	8.45	1.75	8.64	1.74	9.52	1.76	10.11	1.77
	29	7.88	2.00	8.18	2.02	8.28	2.03	8.49	2.04	9.36	2.07	9.95	2.09
	32	7.67	2.17	7.98	2.19	8.08	2.20	8.28	2.22	9.13	2.25	9.70	2.28
	35	7.40	2.32	7.70	2.34	7.80	2.35	8.00	2.37	8.81	2.39	9.34	2.40
	40	6.84	2.52	7.10	2.54	7.19	2.54	7.36	2.55	8.05	2.52	8.51	2.50
	43	6.43	2.62	6.65	2.62	6.72	2.62	6.87	2.61	7.47	2.54	7.88	2.49
	46	5.97	2.70	6.14	2.67	6.19	2.66	6.31	2.64	6.80	2.51	7.13	2.42
1.6 + 1.6 + 4.2	22	8.27	1.59	8.52	1.57	8.60	1.56	8.77	1.54	9.65	1.53	10.24	1.52
	25	8.18	1.81	8.46	1.81	8.56	1.81	8.75	1.81	9.64	1.83	10.24	1.83
	29	7.98	2.08	8.29	2.10	8.39	2.10	8.59	2.12	9.48	2.15	10.07	2.17
	32	7.77	2.25	8.08	2.28	8.18	2.29	8.39	2.30	9.25	2.34	9.82	2.36
	35	7.50	2.41	7.80	2.43	7.90	2.44	8.10	2.46	8.92	2.48	9.46	2.50
	40	6.93	2.62	7.19	2.63	7.28	2.64	7.45	2.64	8.15	2.61	8.62	2.59
	43	6.51	2.72	6.73	2.72	6.81	2.71	6.96	2.71	7.57	2.63	7.98	2.58
	46	6.04	2.81	6.21	2.77	6.27	2.76	6.39	2.74	6.89	2.60	7.22	2.51
1.6 + 1.6 + 5.0	22	8.68	1.57	8.94	1.54	9.03	1.53	9.20	1.52	10.13	1.50	10.75	1.49
	25	8.58	1.78	8.88	1.78	8.98	1.78	9.18	1.78	10.12	1.80	10.74	1.80
	29	8.37	2.04	8.70	2.06	8.80	2.07	9.02	2.08	9.95	2.12	10.57	2.14
	32	8.15	2.21	8.47	2.24	8.58	2.25	8.80	2.27	9.70	2.30	10.30	2.32
	35	7.87	2.37	8.18	2.39	8.29	2.40	8.50	2.42	9.36	2.44	9.93	2.46
	40	7.27	2.58	7.54	2.59	7.64	2.59	7.82	2.60	8.56	2.57	9.05	2.55
	43	6.83	2.68	7.07	2.67	7.15	2.67	7.30	2.67	7.94	2.59	8.37	2.54
	46	6.34	2.76	6.52	2.73	6.58	2.72	6.70	2.70	7.23	2.56	7.58	2.47

Combination (Capacity)	Outdoor Air Temp. °C DB	Indoor Air Temp. °C WB											
		16		17.5		18		19		22		24	
		Total Q	Input Power	Total Q	Input Power	Total Q	Input Power	Total Q	Input Power	Total Q	Input Power	Total Q	Input Power
1.6 + 1.6 + 6.0	22	8.68	1.57	8.94	1.54	9.03	1.53	9.20	1.52	10.13	1.50	10.75	1.49
	25	8.58	1.78	8.88	1.78	8.98	1.78	9.18	1.78	10.12	1.80	10.74	1.80
	29	8.37	2.04	8.70	2.06	8.80	2.07	9.02	2.08	9.95	2.12	10.57	2.14
	32	8.15	2.21	8.47	2.24	8.58	2.25	8.80	2.27	9.70	2.30	10.30	2.32
	35	7.87	2.37	8.18	2.39	8.29	2.40	8.50	2.42	9.36	2.44	9.93	2.46
	40	7.27	2.58	7.54	2.59	7.64	2.59	7.82	2.60	8.56	2.57	9.05	2.55
	43	6.83	2.68	7.07	2.67	7.15	2.67	7.30	2.67	7.94	2.59	8.37	2.54
	46	6.34	2.76	6.52	2.73	6.58	2.72	6.70	2.70	7.23	2.56	7.58	2.47
1.6 + 2.0 + 2.0	22	8.17	1.59	8.41	1.57	8.50	1.56	8.66	1.54	9.53	1.53	10.11	1.52
	25	8.08	1.81	8.36	1.81	8.45	1.81	8.64	1.81	9.52	1.83	10.11	1.83
	29	7.88	2.08	8.18	2.10	8.28	2.10	8.49	2.12	9.36	2.15	9.95	2.17
	32	7.67	2.25	7.98	2.28	8.08	2.29	8.28	2.30	9.13	2.34	9.70	2.36
	35	7.40	2.41	7.70	2.43	7.80	2.44	8.00	2.46	8.81	2.48	9.34	2.50
	40	6.84	2.62	7.10	2.63	7.19	2.64	7.36	2.64	8.05	2.61	8.51	2.59
	43	6.43	2.72	6.65	2.72	6.72	2.71	6.87	2.71	7.47	2.63	7.88	2.58
	46	5.97	2.81	6.14	2.77	6.19	2.76	6.31	2.74	6.80	2.60	7.13	2.51
1.6 + 2.0 + 2.5	22	8.17	1.59	8.41	1.57	8.50	1.56	8.66	1.54	9.53	1.53	10.11	1.52
	25	8.08	1.81	8.36	1.81	8.45	1.81	8.64	1.81	9.52	1.83	10.11	1.83
	29	7.88	2.08	8.18	2.10	8.28	2.10	8.49	2.12	9.36	2.15	9.95	2.17
	32	7.67	2.25	7.98	2.28	8.08	2.29	8.28	2.30	9.13	2.34	9.70	2.36
	35	7.40	2.41	7.70	2.43	7.80	2.44	8.00	2.46	8.81	2.48	9.34	2.50
	40	6.84	2.62	7.10	2.63	7.19	2.64	7.36	2.64	8.05	2.61	8.51	2.59
	43	6.43	2.72	6.65	2.72	6.72	2.71	6.87	2.71	7.47	2.63	7.88	2.58
	46	5.97	2.81	6.14	2.77	6.19	2.76	6.31	2.74	6.80	2.60	7.13	2.51
1.6 + 2.0 + 3.5	22	8.17	1.53	8.41	1.51	8.50	1.50	8.66	1.49	9.53	1.47	10.11	1.46
	25	8.08	1.75	8.36	1.75	8.45	1.75	8.64	1.74	9.52	1.76	10.11	1.77
	29	7.88	2.00	8.18	2.02	8.28	2.03	8.49	2.04	9.36	2.07	9.95	2.09
	32	7.67	2.17	7.98	2.19	8.08	2.20	8.28	2.22	9.13	2.25	9.70	2.28
	35	7.40	2.32	7.70	2.34	7.80	2.35	8.00	2.37	8.81	2.39	9.34	2.40
	40	6.84	2.52	7.10	2.54	7.19	2.54	7.36	2.55	8.05	2.52	8.51	2.50
	43	6.43	2.62	6.65	2.62	6.72	2.62	6.87	2.61	7.47	2.54	7.88	2.49
	46	5.97	2.70	6.14	2.67	6.19	2.66	6.31	2.64	6.80	2.51	7.13	2.42
1.6 + 2.0 + 4.2	22	8.27	1.57	8.52	1.54	8.60	1.53	8.77	1.52	9.65	1.50	10.24	1.49
	25	8.18	1.78	8.46	1.78	8.56	1.78	8.75	1.78	9.64	1.80	10.24	1.80
	29	7.98	2.04	8.29	2.06	8.39	2.07	8.59	2.08	9.48	2.12	10.07	2.14
	32	7.77	2.21	8.08	2.24	8.18	2.25	8.39	2.27	9.25	2.30	9.82	2.32
	35	7.50	2.37	7.80	2.39	7.90	2.40	8.10	2.42	8.92	2.44	9.46	2.46
	40	6.93	2.58	7.19	2.59	7.28	2.59	7.45	2.60	8.15	2.57	8.62	2.55
	43	6.51	2.68	6.73	2.67	6.81	2.67	6.96	2.67	7.57	2.59	7.98	2.54
	46	6.04	2.76	6.21	2.73	6.27	2.72	6.39	2.70	6.89	2.56	7.22	2.47

Combination (Capacity)	Outdoor Air Temp. °C DB	Indoor Air Temp. °C WB											
		16		17.5		18		19		22		24	
		Total Q	Input Power	Total Q	Input Power	Total Q	Input Power	Total Q	Input Power	Total Q	Input Power	Total Q	Input Power
1.6 + 2.0 + 5.0	22	8.68	1.57	8.94	1.54	9.03	1.53	9.20	1.52	10.13	1.50	10.75	1.49
	25	8.58	1.78	8.88	1.78	8.98	1.78	9.18	1.78	10.12	1.80	10.74	1.80
	29	8.37	2.04	8.70	2.06	8.80	2.07	9.02	2.08	9.95	2.12	10.57	2.14
	32	8.15	2.21	8.47	2.24	8.58	2.25	8.80	2.27	9.70	2.30	10.30	2.32
	35	7.87	2.37	8.18	2.39	8.29	2.40	8.50	2.42	9.36	2.44	9.93	2.46
	40	7.27	2.58	7.54	2.59	7.64	2.59	7.82	2.60	8.56	2.57	9.05	2.55
	43	6.83	2.68	7.07	2.67	7.15	2.67	7.30	2.67	7.94	2.59	8.37	2.54
	46	6.34	2.76	6.52	2.73	6.58	2.72	6.70	2.70	7.23	2.56	7.58	2.47
1.6 + 2.0 + 6.0	22	8.68	1.57	8.94	1.54	9.03	1.53	9.20	1.52	10.13	1.50	10.75	1.49
	25	8.58	1.78	8.88	1.78	8.98	1.78	9.18	1.78	10.12	1.80	10.74	1.80
	29	8.37	2.04	8.70	2.06	8.80	2.07	9.02	2.08	9.95	2.12	10.57	2.14
	32	8.15	2.21	8.47	2.24	8.58	2.25	8.80	2.27	9.70	2.30	10.30	2.32
	35	7.87	2.37	8.18	2.39	8.29	2.40	8.50	2.42	9.36	2.44	9.93	2.46
	40	7.27	2.58	7.54	2.59	7.64	2.59	7.82	2.60	8.56	2.57	9.05	2.55
	43	6.83	2.68	7.07	2.67	7.15	2.67	7.30	2.67	7.94	2.59	8.37	2.54
	46	6.34	2.76	6.52	2.73	6.58	2.72	6.70	2.70	7.23	2.56	7.58	2.47
1.6 + 2.5 + 2.5	22	8.17	1.59	8.41	1.57	8.50	1.56	8.66	1.54	9.53	1.53	10.11	1.52
	25	8.08	1.81	8.36	1.81	8.45	1.81	8.64	1.81	9.52	1.83	10.11	1.83
	29	7.88	2.08	8.18	2.10	8.28	2.10	8.49	2.12	9.36	2.15	9.95	2.17
	32	7.67	2.25	7.98	2.28	8.08	2.29	8.28	2.30	9.13	2.34	9.70	2.36
	35	7.40	2.41	7.70	2.43	7.80	2.44	8.00	2.46	8.81	2.48	9.34	2.50
	40	6.84	2.62	7.10	2.63	7.19	2.64	7.36	2.64	8.05	2.61	8.51	2.59
	43	6.43	2.72	6.65	2.72	6.72	2.71	6.87	2.71	7.47	2.63	7.88	2.58
	46	5.97	2.81	6.14	2.77	6.19	2.76	6.31	2.74	6.80	2.60	7.13	2.51
1.6 + 2.5 + 3.5	22	8.17	1.53	8.41	1.51	8.50	1.50	8.66	1.49	9.53	1.47	10.11	1.46
	25	8.08	1.75	8.36	1.75	8.45	1.75	8.64	1.74	9.52	1.76	10.11	1.77
	29	7.88	2.00	8.18	2.02	8.28	2.03	8.49	2.04	9.36	2.07	9.95	2.09
	32	7.67	2.17	7.98	2.19	8.08	2.20	8.28	2.22	9.13	2.25	9.70	2.28
	35	7.40	2.32	7.70	2.34	7.80	2.35	8.00	2.37	8.81	2.39	9.34	2.40
	40	6.84	2.52	7.10	2.54	7.19	2.54	7.36	2.55	8.05	2.52	8.51	2.50
	43	6.43	2.62	6.65	2.62	6.72	2.62	6.87	2.61	7.47	2.54	7.88	2.49
	46	5.97	2.70	6.14	2.67	6.19	2.66	6.31	2.64	6.80	2.51	7.13	2.42
1.6 + 2.5 + 4.2	22	8.27	1.57	8.52	1.54	8.60	1.53	8.77	1.52	9.65	1.50	10.24	1.49
	25	8.18	1.78	8.46	1.78	8.56	1.78	8.75	1.78	9.64	1.80	10.24	1.80
	29	7.98	2.04	8.29	2.06	8.39	2.07	8.59	2.08	9.48	2.12	10.07	2.14
	32	7.77	2.21	8.08	2.24	8.18	2.25	8.39	2.27	9.25	2.30	9.82	2.32
	35	7.50	2.37	7.80	2.39	7.90	2.40	8.10	2.42	8.92	2.44	9.46	2.46
	40	6.93	2.58	7.19	2.59	7.28	2.59	7.45	2.60	8.15	2.57	8.62	2.55
	43	6.51	2.68	6.73	2.67	6.81	2.67	6.96	2.67	7.57	2.59	7.98	2.54
	46	6.04	2.76	6.21	2.73	6.27	2.72	6.39	2.70	6.89	2.56	7.22	2.47

Combination (Capacity)	Outdoor Air Temp. °C DB	Indoor Air Temp. °C WB											
		16		17.5		18		19		22		24	
		Total Q	Input Power	Total Q	Input Power	Total Q	Input Power	Total Q	Input Power	Total Q	Input Power	Total Q	Input Power
1.6 + 2.5 + 5.0	22	8.68	1.57	8.94	1.54	9.03	1.53	9.20	1.52	10.13	1.50	10.75	1.49
	25	8.58	1.78	8.88	1.78	8.98	1.78	9.18	1.78	10.12	1.80	10.74	1.80
	29	8.37	2.04	8.70	2.06	8.80	2.07	9.02	2.08	9.95	2.12	10.57	2.14
	32	8.15	2.21	8.47	2.24	8.58	2.25	8.80	2.27	9.70	2.30	10.30	2.32
	35	7.87	2.37	8.18	2.39	8.29	2.40	8.50	2.42	9.36	2.44	9.93	2.46
	40	7.27	2.58	7.54	2.59	7.64	2.59	7.82	2.60	8.56	2.57	9.05	2.55
	43	6.83	2.68	7.07	2.67	7.15	2.67	7.30	2.67	7.94	2.59	8.37	2.54
	46	6.34	2.76	6.52	2.73	6.58	2.72	6.70	2.70	7.23	2.56	7.58	2.47
1.6 + 2.5 + 6.0	22	8.68	1.57	8.94	1.54	9.03	1.53	9.20	1.52	10.13	1.50	10.75	1.49
	25	8.58	1.78	8.88	1.78	8.98	1.78	9.18	1.78	10.12	1.80	10.74	1.80
	29	8.37	2.04	8.70	2.06	8.80	2.07	9.02	2.08	9.95	2.12	10.57	2.14
	32	8.15	2.21	8.47	2.24	8.58	2.25	8.80	2.27	9.70	2.30	10.30	2.32
	35	7.87	2.37	8.18	2.39	8.29	2.40	8.50	2.42	9.36	2.44	9.93	2.46
	40	7.27	2.58	7.54	2.59	7.64	2.59	7.82	2.60	8.56	2.57	9.05	2.55
	43	6.83	2.68	7.07	2.67	7.15	2.67	7.30	2.67	7.94	2.59	8.37	2.54
	46	6.34	2.76	6.52	2.73	6.58	2.72	6.70	2.70	7.23	2.56	7.58	2.47
1.6 + 3.5 + 3.5	22	8.27	1.53	8.52	1.51	8.60	1.50	8.77	1.49	9.65	1.47	10.24	1.46
	25	8.18	1.75	8.46	1.75	8.56	1.75	8.75	1.74	9.64	1.76	10.24	1.77
	29	7.98	2.00	8.29	2.02	8.39	2.03	8.59	2.04	9.48	2.07	10.07	2.09
	32	7.77	2.17	8.08	2.19	8.18	2.20	8.39	2.22	9.25	2.25	9.82	2.28
	35	7.50	2.32	7.80	2.34	7.90	2.35	8.10	2.37	8.92	2.39	9.46	2.40
	40	6.93	2.52	7.19	2.54	7.28	2.54	7.45	2.55	8.15	2.52	8.62	2.50
	43	6.51	2.62	6.73	2.62	6.81	2.62	6.96	2.61	7.57	2.54	7.98	2.49
	46	6.04	2.70	6.21	2.67	6.27	2.66	6.39	2.64	6.89	2.51	7.22	2.42
1.6 + 3.5 + 4.2	22	8.37	1.57	8.62	1.54	8.71	1.53	8.88	1.52	9.77	1.50	10.37	1.49
	25	8.28	1.78	8.57	1.78	8.66	1.78	8.85	1.78	9.76	1.80	10.37	1.80
	29	8.08	2.04	8.39	2.06	8.49	2.07	8.70	2.08	9.60	2.12	10.19	2.14
	32	7.86	2.21	8.18	2.24	8.28	2.25	8.49	2.27	9.36	2.30	9.94	2.32
	35	7.59	2.37	7.89	2.39	8.00	2.40	8.20	2.42	9.03	2.44	9.58	2.46
	40	7.01	2.58	7.28	2.59	7.37	2.59	7.54	2.60	8.25	2.57	8.73	2.55
	43	6.59	2.68	6.82	2.67	6.89	2.67	7.04	2.67	7.66	2.59	8.07	2.54
	46	6.12	2.76	6.29	2.73	6.35	2.72	6.46	2.70	6.97	2.56	7.31	2.47
1.6 + 3.5 + 5.0	22	8.68	1.54	8.94	1.52	9.03	1.51	9.20	1.49	10.13	1.48	10.75	1.47
	25	8.58	1.75	8.88	1.75	8.98	1.75	9.18	1.75	10.12	1.77	10.74	1.77
	29	8.37	2.01	8.70	2.03	8.80	2.03	9.02	2.05	9.95	2.08	10.57	2.10
	32	8.15	2.18	8.47	2.20	8.58	2.21	8.80	2.23	9.70	2.26	10.30	2.29
	35	7.87	2.33	8.18	2.35	8.29	2.36	8.50	2.38	9.36	2.40	9.93	2.42
	40	7.27	2.54	7.54	2.55	7.64	2.55	7.82	2.56	8.56	2.53	9.05	2.51
	43	6.83	2.64	7.07	2.63	7.15	2.63	7.30	2.62	7.94	2.55	8.37	2.50
	46	6.34	2.72	6.52	2.68	6.58	2.67	6.70	2.65	7.23	2.52	7.58	2.43

Combination (Capacity)	Outdoor Air Temp. °C DB	Indoor Air Temp. °C WB											
		16		17.5		18		19		22		24	
		Total Q	Input Power	Total Q	Input Power	Total Q	Input Power	Total Q	Input Power	Total Q	Input Power	Total Q	Input Power
1.6 + 3.5 + 6.0	22	8.68	1.54	8.94	1.52	9.03	1.51	9.20	1.49	10.13	1.48	10.75	1.47
	25	8.58	1.75	8.88	1.75	8.98	1.75	9.18	1.75	10.12	1.77	10.74	1.77
	29	8.37	2.01	8.70	2.03	8.80	2.03	9.02	2.05	9.95	2.08	10.57	2.10
	32	8.15	2.18	8.47	2.20	8.58	2.21	8.80	2.23	9.70	2.26	10.30	2.29
	35	7.87	2.33	8.18	2.35	8.29	2.36	8.50	2.38	9.36	2.40	9.93	2.42
	40	7.27	2.54	7.54	2.55	7.64	2.55	7.82	2.56	8.56	2.53	9.05	2.51
	43	6.83	2.64	7.07	2.63	7.15	2.63	7.30	2.62	7.94	2.55	8.37	2.50
	46	6.34	2.72	6.52	2.68	6.58	2.67	6.70	2.65	7.23	2.52	7.58	2.43
1.6 + 4.2 + 4.2	22	8.37	1.57	8.62	1.54	8.71	1.53	8.88	1.52	9.77	1.50	10.37	1.49
	25	8.28	1.78	8.57	1.78	8.66	1.78	8.85	1.78	9.76	1.80	10.37	1.80
	29	8.08	2.04	8.39	2.06	8.49	2.07	8.70	2.08	9.60	2.12	10.19	2.14
	32	7.86	2.21	8.18	2.24	8.28	2.25	8.49	2.27	9.36	2.30	9.94	2.32
	35	7.59	2.37	7.89	2.39	8.00	2.40	8.20	2.42	9.03	2.44	9.58	2.46
	40	7.01	2.58	7.28	2.59	7.37	2.59	7.54	2.60	8.25	2.57	8.73	2.55
	43	6.59	2.68	6.82	2.67	6.89	2.67	7.04	2.67	7.66	2.59	8.07	2.54
	46	6.12	2.76	6.29	2.73	6.35	2.72	6.46	2.70	6.97	2.56	7.31	2.47
1.6 + 4.2 + 5.0	22	8.68	1.51	8.94	1.49	9.03	1.48	9.20	1.46	10.13	1.45	10.75	1.44
	25	8.58	1.72	8.88	1.72	8.98	1.72	9.18	1.72	10.12	1.73	10.74	1.74
	29	8.37	1.97	8.70	1.99	8.80	1.99	9.02	2.00	9.95	2.04	10.57	2.06
	32	8.15	2.13	8.47	2.16	8.58	2.17	8.80	2.18	9.70	2.22	10.30	2.24
	35	7.87	2.28	8.18	2.30	8.29	2.31	8.50	2.33	9.36	2.35	9.93	2.36
	40	7.27	2.48	7.54	2.49	7.64	2.50	7.82	2.50	8.56	2.48	9.05	2.46
	43	6.83	2.58	7.07	2.57	7.15	2.57	7.30	2.57	7.94	2.49	8.37	2.44
	46	6.34	2.66	6.52	2.63	6.58	2.62	6.70	2.60	7.23	2.46	7.58	2.38
2.0 + 2.0 + 2.0	22	8.17	1.56	8.41	1.54	8.50	1.53	8.66	1.51	9.53	1.50	10.11	1.48
	25	8.08	1.78	8.36	1.78	8.45	1.77	8.64	1.77	9.52	1.79	10.11	1.80
	29	7.88	2.03	8.18	2.05	8.28	2.06	8.49	2.07	9.36	2.11	9.95	2.13
	32	7.67	2.20	7.98	2.23	8.08	2.24	8.28	2.26	9.13	2.29	9.70	2.31
	35	7.40	2.36	7.70	2.38	7.80	2.39	8.00	2.41	8.81	2.43	9.34	2.45
	40	6.84	2.57	7.10	2.58	7.19	2.58	7.36	2.59	8.05	2.56	8.51	2.54
	43	6.43	2.67	6.65	2.66	6.72	2.66	6.87	2.65	7.47	2.58	7.88	2.53
	46	5.97	2.75	6.14	2.72	6.19	2.71	6.31	2.69	6.80	2.55	7.13	2.46
2.0 + 2.0 + 2.5	22	8.17	1.56	8.41	1.54	8.50	1.53	8.66	1.51	9.53	1.50	10.11	1.48
	25	8.08	1.78	8.36	1.78	8.45	1.77	8.64	1.77	9.52	1.79	10.11	1.80
	29	7.88	2.03	8.18	2.05	8.28	2.06	8.49	2.07	9.36	2.11	9.95	2.13
	32	7.67	2.20	7.98	2.23	8.08	2.24	8.28	2.26	9.13	2.29	9.70	2.31
	35	7.40	2.36	7.70	2.38	7.80	2.39	8.00	2.41	8.81	2.43	9.34	2.45
	40	6.84	2.57	7.10	2.58	7.19	2.58	7.36	2.59	8.05	2.56	8.51	2.54
	43	6.43	2.67	6.65	2.66	6.72	2.66	6.87	2.65	7.47	2.58	7.88	2.53
	46	5.97	2.75	6.14	2.72	6.19	2.71	6.31	2.69	6.80	2.55	7.13	2.46

Combination (Capacity)	Outdoor Air Temp. °C DB	Indoor Air Temp. °C WB											
		16		17.5		18		19		22		24	
		Total Q	Input Power	Total Q	Input Power	Total Q	Input Power	Total Q	Input Power	Total Q	Input Power	Total Q	Input Power
2.0 + 2.0 + 3.5	22	8.17	1.50	8.41	1.48	8.50	1.47	8.66	1.46	9.53	1.44	10.11	1.43
	25	8.08	1.71	8.36	1.71	8.45	1.71	8.64	1.71	9.52	1.72	10.11	1.73
	29	7.88	1.96	8.18	1.98	8.28	1.98	8.49	2.00	9.36	2.03	9.95	2.05
	32	7.67	2.12	7.98	2.15	8.08	2.16	8.28	2.17	9.13	2.21	9.70	2.23
	35	7.40	2.27	7.70	2.29	7.80	2.30	8.00	2.32	8.81	2.34	9.34	2.35
	40	6.84	2.47	7.10	2.48	7.19	2.49	7.36	2.49	8.05	2.47	8.51	2.45
	43	6.43	2.57	6.65	2.56	6.72	2.56	6.87	2.56	7.47	2.48	7.88	2.43
	46	5.97	2.65	6.14	2.62	6.19	2.61	6.31	2.59	6.80	2.45	7.13	2.37
2.0 + 2.0 + 4.2	22	8.27	1.57	8.52	1.54	8.60	1.53	8.77	1.52	9.65	1.50	10.24	1.49
	25	8.18	1.78	8.46	1.78	8.56	1.78	8.75	1.78	9.64	1.80	10.24	1.80
	29	7.98	2.04	8.29	2.06	8.39	2.07	8.59	2.08	9.48	2.12	10.07	2.14
	32	7.77	2.21	8.08	2.24	8.18	2.25	8.39	2.27	9.25	2.30	9.82	2.32
	35	7.50	2.37	7.80	2.39	7.90	2.40	8.10	2.42	8.92	2.44	9.46	2.46
	40	6.93	2.58	7.19	2.59	7.28	2.59	7.45	2.60	8.15	2.57	8.62	2.55
	43	6.51	2.68	6.73	2.67	6.81	2.67	6.96	2.67	7.57	2.59	7.98	2.54
	46	6.04	2.76	6.21	2.73	6.27	2.72	6.39	2.70	6.89	2.56	7.22	2.47
2.0 + 2.0 + 5.0	22	8.68	1.54	8.94	1.52	9.03	1.51	9.20	1.49	10.13	1.48	10.75	1.47
	25	8.58	1.75	8.88	1.75	8.98	1.75	9.18	1.75	10.12	1.77	10.74	1.77
	29	8.37	2.01	8.70	2.03	8.80	2.03	9.02	2.05	9.95	2.08	10.57	2.10
	32	8.15	2.18	8.47	2.20	8.58	2.21	8.80	2.23	9.70	2.26	10.30	2.29
	35	7.87	2.33	8.18	2.35	8.29	2.36	8.50	2.38	9.36	2.40	9.93	2.42
	40	7.27	2.54	7.54	2.55	7.64	2.55	7.82	2.56	8.56	2.53	9.05	2.51
	43	6.83	2.64	7.07	2.63	7.15	2.63	7.30	2.62	7.94	2.55	8.37	2.50
	46	6.34	2.72	6.52	2.68	6.58	2.67	6.70	2.65	7.23	2.52	7.58	2.43
2.0 + 2.0 + 6.0	22	8.68	1.54	8.94	1.52	9.03	1.51	9.20	1.49	10.13	1.48	10.75	1.47
	25	8.58	1.75	8.88	1.75	8.98	1.75	9.18	1.75	10.12	1.77	10.74	1.77
	29	8.37	2.01	8.70	2.03	8.80	2.03	9.02	2.05	9.95	2.08	10.57	2.10
	32	8.15	2.18	8.47	2.20	8.58	2.21	8.80	2.23	9.70	2.26	10.30	2.29
	35	7.87	2.33	8.18	2.35	8.29	2.36	8.50	2.38	9.36	2.40	9.93	2.42
	40	7.27	2.54	7.54	2.55	7.64	2.55	7.82	2.56	8.56	2.53	9.05	2.51
	43	6.83	2.64	7.07	2.63	7.15	2.63	7.30	2.62	7.94	2.55	8.37	2.50
	46	6.34	2.72	6.52	2.68	6.58	2.67	6.70	2.65	7.23	2.52	7.58	2.43
2.0 + 2.5 + 2.5	22	8.17	1.56	8.41	1.54	8.50	1.53	8.66	1.51	9.53	1.50	10.11	1.48
	25	8.08	1.78	8.36	1.78	8.45	1.77	8.64	1.77	9.52	1.79	10.11	1.80
	29	7.88	2.03	8.18	2.05	8.28	2.06	8.49	2.07	9.36	2.11	9.95	2.13
	32	7.67	2.20	7.98	2.23	8.08	2.24	8.28	2.26	9.13	2.29	9.70	2.31
	35	7.40	2.36	7.70	2.38	7.80	2.39	8.00	2.41	8.81	2.43	9.34	2.45
	40	6.84	2.57	7.10	2.58	7.19	2.58	7.36	2.59	8.05	2.56	8.51	2.54
	43	6.43	2.67	6.65	2.66	6.72	2.66	6.87	2.65	7.47	2.58	7.88	2.53
	46	5.97	2.75	6.14	2.72	6.19	2.71	6.31	2.69	6.80	2.55	7.13	2.46

Combination (Capacity)	Outdoor Air Temp. °C DB	Indoor Air Temp. °C WB											
		16		17.5		18		19		22		24	
		Total Q	Input Power	Total Q	Input Power	Total Q	Input Power	Total Q	Input Power	Total Q	Input Power	Total Q	Input Power
2.0 + 2.5 + 3.5	22	8.17	1.50	8.41	1.48	8.50	1.47	8.66	1.46	9.53	1.44	10.11	1.43
	25	8.08	1.71	8.36	1.71	8.45	1.71	8.64	1.71	9.52	1.72	10.11	1.73
	29	7.88	1.96	8.18	1.98	8.28	1.98	8.49	2.00	9.36	2.03	9.95	2.05
	32	7.67	2.12	7.98	2.15	8.08	2.16	8.28	2.17	9.13	2.21	9.70	2.23
	35	7.40	2.27	7.70	2.29	7.80	2.30	8.00	2.32	8.81	2.34	9.34	2.35
	40	6.84	2.47	7.10	2.48	7.19	2.49	7.36	2.49	8.05	2.47	8.51	2.45
	43	6.43	2.57	6.65	2.56	6.72	2.56	6.87	2.56	7.47	2.48	7.88	2.43
	46	5.97	2.65	6.14	2.62	6.19	2.61	6.31	2.59	6.80	2.45	7.13	2.37
2.0 + 2.5 + 4.2	22	8.27	1.57	8.52	1.54	8.60	1.53	8.77	1.52	9.65	1.50	10.24	1.49
	25	8.18	1.78	8.46	1.78	8.56	1.78	8.75	1.78	9.64	1.80	10.24	1.80
	29	7.98	2.04	8.29	2.06	8.39	2.07	8.59	2.08	9.48	2.12	10.07	2.14
	32	7.77	2.21	8.08	2.24	8.18	2.25	8.39	2.27	9.25	2.30	9.82	2.32
	35	7.50	2.37	7.80	2.39	7.90	2.40	8.10	2.42	8.92	2.44	9.46	2.46
	40	6.93	2.58	7.19	2.59	7.28	2.59	7.45	2.60	8.15	2.57	8.62	2.55
	43	6.51	2.68	6.73	2.67	6.81	2.67	6.96	2.67	7.57	2.59	7.98	2.54
	46	6.04	2.76	6.21	2.73	6.27	2.72	6.39	2.70	6.89	2.56	7.22	2.47
2.0 + 2.5 + 5.0	22	8.68	1.54	8.94	1.52	9.03	1.51	9.20	1.49	10.13	1.48	10.75	1.47
	25	8.58	1.75	8.88	1.75	8.98	1.75	9.18	1.75	10.12	1.77	10.74	1.77
	29	8.37	2.01	8.70	2.03	8.80	2.03	9.02	2.05	9.95	2.08	10.57	2.10
	32	8.15	2.18	8.47	2.20	8.58	2.21	8.80	2.23	9.70	2.26	10.30	2.29
	35	7.87	2.33	8.18	2.35	8.29	2.36	8.50	2.38	9.36	2.40	9.93	2.42
	40	7.27	2.54	7.54	2.55	7.64	2.55	7.82	2.56	8.56	2.53	9.05	2.51
	43	6.83	2.64	7.07	2.63	7.15	2.63	7.30	2.62	7.94	2.55	8.37	2.50
	46	6.34	2.72	6.52	2.68	6.58	2.67	6.70	2.65	7.23	2.52	7.58	2.43
2.0 + 2.5 + 6.0	22	8.68	1.54	8.94	1.52	9.03	1.51	9.20	1.49	10.13	1.48	10.75	1.47
	25	8.58	1.75	8.88	1.75	8.98	1.75	9.18	1.75	10.12	1.77	10.74	1.77
	29	8.37	2.01	8.70	2.03	8.80	2.03	9.02	2.05	9.95	2.08	10.57	2.10
	32	8.15	2.18	8.47	2.20	8.58	2.21	8.80	2.23	9.70	2.26	10.30	2.29
	35	7.87	2.33	8.18	2.35	8.29	2.36	8.50	2.38	9.36	2.40	9.93	2.42
	40	7.27	2.54	7.54	2.55	7.64	2.55	7.82	2.56	8.56	2.53	9.05	2.51
	43	6.83	2.64	7.07	2.63	7.15	2.63	7.30	2.62	7.94	2.55	8.37	2.50
	46	6.34	2.72	6.52	2.68	6.58	2.67	6.70	2.65	7.23	2.52	7.58	2.43
2.0 + 3.5 + 3.5	22	8.27	1.51	8.52	1.49	8.60	1.48	8.77	1.46	9.65	1.45	10.24	1.44
	25	8.18	1.72	8.46	1.72	8.56	1.72	8.75	1.72	9.64	1.73	10.24	1.74
	29	7.98	1.97	8.29	1.99	8.39	1.99	8.59	2.00	9.48	2.04	10.07	2.06
	32	7.77	2.13	8.08	2.16	8.18	2.17	8.39	2.18	9.25	2.22	9.82	2.24
	35	7.50	2.28	7.80	2.30	7.90	2.31	8.10	2.33	8.92	2.35	9.46	2.36
	40	6.93	2.48	7.19	2.49	7.28	2.50	7.45	2.50	8.15	2.48	8.62	2.46
	43	6.51	2.58	6.73	2.57	6.81	2.57	6.96	2.57	7.57	2.49	7.98	2.44
	46	6.04	2.66	6.21	2.63	6.27	2.62	6.39	2.60	6.89	2.46	7.22	2.38

Combination (Capacity)	Outdoor Air Temp. °C DB	Indoor Air Temp. °C WB											
		16		17.5		18		19		22		24	
		Total Q	Input Power	Total Q	Input Power	Total Q	Input Power	Total Q	Input Power	Total Q	Input Power	Total Q	Input Power
2.0 + 3.5 + 4.2	22	8.37	1.57	8.62	1.54	8.71	1.53	8.88	1.52	9.77	1.50	10.37	1.49
	25	8.28	1.78	8.57	1.78	8.66	1.78	8.85	1.78	9.76	1.80	10.37	1.80
	29	8.08	2.04	8.39	2.06	8.49	2.07	8.70	2.08	9.60	2.12	10.19	2.14
	32	7.86	2.21	8.18	2.24	8.28	2.25	8.49	2.27	9.36	2.30	9.94	2.32
	35	7.59	2.37	7.89	2.39	8.00	2.40	8.20	2.42	9.03	2.44	9.58	2.46
	40	7.01	2.58	7.28	2.59	7.37	2.59	7.54	2.60	8.25	2.57	8.73	2.55
	43	6.59	2.68	6.82	2.67	6.89	2.67	7.04	2.67	7.66	2.59	8.07	2.54
	46	6.12	2.76	6.29	2.73	6.35	2.72	6.46	2.70	6.97	2.56	7.31	2.47
2.0 + 3.5 + 5.0	22	8.68	1.51	8.94	1.49	9.03	1.48	9.20	1.46	10.13	1.45	10.75	1.44
	25	8.58	1.72	8.88	1.72	8.98	1.72	9.18	1.72	10.12	1.73	10.74	1.74
	29	8.37	1.97	8.70	1.99	8.80	1.99	9.02	2.00	9.95	2.04	10.57	2.06
	32	8.15	2.13	8.47	2.16	8.58	2.17	8.80	2.18	9.70	2.22	10.30	2.24
	35	7.87	2.28	8.18	2.30	8.29	2.31	8.50	2.33	9.36	2.35	9.93	2.36
	40	7.27	2.48	7.54	2.49	7.64	2.50	7.82	2.50	8.56	2.48	9.05	2.46
	43	6.83	2.58	7.07	2.57	7.15	2.57	7.30	2.57	7.94	2.49	8.37	2.44
	46	6.34	2.66	6.52	2.63	6.58	2.62	6.70	2.60	7.23	2.46	7.58	2.38
2.0 + 4.2 + 4.2	22	8.37	1.53	8.62	1.51	8.71	1.50	8.88	1.49	9.77	1.47	10.37	1.46
	25	8.28	1.75	8.57	1.75	8.66	1.75	8.85	1.74	9.76	1.76	10.37	1.77
	29	8.08	2.00	8.39	2.02	8.49	2.03	8.70	2.04	9.60	2.07	10.19	2.09
	32	7.86	2.17	8.18	2.19	8.28	2.20	8.49	2.22	9.36	2.25	9.94	2.28
	35	7.59	2.32	7.89	2.34	8.00	2.35	8.20	2.37	9.03	2.39	9.58	2.40
	40	7.01	2.52	7.28	2.54	7.37	2.54	7.54	2.55	8.25	2.52	8.73	2.50
	43	6.59	2.62	6.82	2.62	6.89	2.62	7.04	2.61	7.66	2.54	8.07	2.49
	46	6.12	2.70	6.29	2.67	6.35	2.66	6.46	2.64	6.97	2.51	7.31	2.42
2.0 + 4.2 + 5.0	22	8.68	1.51	8.94	1.49	9.03	1.48	9.20	1.46	10.13	1.45	10.75	1.44
	25	8.58	1.72	8.88	1.72	8.98	1.72	9.18	1.72	10.12	1.73	10.74	1.74
	29	8.37	1.97	8.70	1.99	8.80	1.99	9.02	2.00	9.95	2.04	10.57	2.06
	32	8.15	2.13	8.47	2.16	8.58	2.17	8.80	2.18	9.70	2.22	10.30	2.24
	35	7.87	2.28	8.18	2.30	8.29	2.31	8.50	2.33	9.36	2.35	9.93	2.36
	40	7.27	2.48	7.54	2.49	7.64	2.50	7.82	2.50	8.56	2.48	9.05	2.46
	43	6.83	2.58	7.07	2.57	7.15	2.57	7.30	2.57	7.94	2.49	8.37	2.44
	46	6.34	2.66	6.52	2.63	6.58	2.62	6.70	2.60	7.23	2.46	7.58	2.38
2.5 + 2.5 + 2.5	22	8.17	1.56	8.41	1.54	8.50	1.53	8.66	1.51	9.53	1.50	10.11	1.48
	25	8.08	1.78	8.36	1.78	8.45	1.77	8.64	1.77	9.52	1.79	10.11	1.80
	29	7.88	2.03	8.18	2.05	8.28	2.06	8.49	2.07	9.36	2.11	9.95	2.13
	32	7.67	2.20	7.98	2.23	8.08	2.24	8.28	2.26	9.13	2.29	9.70	2.31
	35	7.40	2.36	7.70	2.38	7.80	2.39	8.00	2.41	8.81	2.43	9.34	2.45
	40	6.84	2.57	7.10	2.58	7.19	2.58	7.36	2.59	8.05	2.56	8.51	2.54
	43	6.43	2.67	6.65	2.66	6.72	2.66	6.87	2.65	7.47	2.58	7.88	2.53
	46	5.97	2.75	6.14	2.72	6.19	2.71	6.31	2.69	6.80	2.55	7.13	2.46

Combination (Capacity)	Outdoor Air Temp. °C DB	Indoor Air Temp. °C WB											
		16		17.5		18		19		22		24	
		Total Q	Input Power	Total Q	Input Power	Total Q	Input Power	Total Q	Input Power	Total Q	Input Power	Total Q	Input Power
2.5 + 2.5 + 3.5	22	8.17	1.50	8.41	1.48	8.50	1.47	8.66	1.46	9.53	1.44	10.11	1.43
	25	8.08	1.71	8.36	1.71	8.45	1.71	8.64	1.71	9.52	1.72	10.11	1.73
	29	7.88	1.96	8.18	1.98	8.28	1.98	8.49	2.00	9.36	2.03	9.95	2.05
	32	7.67	2.12	7.98	2.15	8.08	2.16	8.28	2.17	9.13	2.21	9.70	2.23
	35	7.40	2.27	7.70	2.29	7.80	2.30	8.00	2.32	8.81	2.34	9.34	2.35
	40	6.84	2.47	7.10	2.48	7.19	2.49	7.36	2.49	8.05	2.47	8.51	2.45
	43	6.43	2.57	6.65	2.56	6.72	2.56	6.87	2.56	7.47	2.48	7.88	2.43
	46	5.97	2.65	6.14	2.62	6.19	2.61	6.31	2.59	6.80	2.45	7.13	2.37
2.5 + 2.5 + 4.2	22	8.27	1.57	8.52	1.54	8.60	1.53	8.77	1.52	9.65	1.50	10.24	1.49
	25	8.18	1.78	8.46	1.78	8.56	1.78	8.75	1.78	9.64	1.80	10.24	1.80
	29	7.98	2.04	8.29	2.06	8.39	2.07	8.59	2.08	9.48	2.12	10.07	2.14
	32	7.77	2.21	8.08	2.24	8.18	2.25	8.39	2.27	9.25	2.30	9.82	2.32
	35	7.50	2.37	7.80	2.39	7.90	2.40	8.10	2.42	8.92	2.44	9.46	2.46
	40	6.93	2.58	7.19	2.59	7.28	2.59	7.45	2.60	8.15	2.57	8.62	2.55
	43	6.51	2.68	6.73	2.67	6.81	2.67	6.96	2.67	7.57	2.59	7.98	2.54
	46	6.04	2.76	6.21	2.73	6.27	2.72	6.39	2.70	6.89	2.56	7.22	2.47
2.5 + 2.5 + 5.0	22	8.68	1.54	8.94	1.52	9.03	1.51	9.20	1.49	10.13	1.48	10.75	1.47
	25	8.58	1.75	8.88	1.75	8.98	1.75	9.18	1.75	10.12	1.77	10.74	1.77
	29	8.37	2.01	8.70	2.03	8.80	2.03	9.02	2.05	9.95	2.08	10.57	2.10
	32	8.15	2.18	8.47	2.20	8.58	2.21	8.80	2.23	9.70	2.26	10.30	2.29
	35	7.87	2.33	8.18	2.35	8.29	2.36	8.50	2.38	9.36	2.40	9.93	2.42
	40	7.27	2.54	7.54	2.55	7.64	2.55	7.82	2.56	8.56	2.53	9.05	2.51
	43	6.83	2.64	7.07	2.63	7.15	2.63	7.30	2.62	7.94	2.55	8.37	2.50
	46	6.34	2.72	6.52	2.68	6.58	2.67	6.70	2.65	7.23	2.52	7.58	2.43
2.5 + 2.5 + 6.0	22	8.68	1.54	8.94	1.52	9.03	1.51	9.20	1.49	10.13	1.48	10.75	1.47
	25	8.58	1.75	8.88	1.75	8.98	1.75	9.18	1.75	10.12	1.77	10.74	1.77
	29	8.37	2.01	8.70	2.03	8.80	2.03	9.02	2.05	9.95	2.08	10.57	2.10
	32	8.15	2.18	8.47	2.20	8.58	2.21	8.80	2.23	9.70	2.26	10.30	2.29
	35	7.87	2.33	8.18	2.35	8.29	2.36	8.50	2.38	9.36	2.40	9.93	2.42
	40	7.27	2.54	7.54	2.55	7.64	2.55	7.82	2.56	8.56	2.53	9.05	2.51
	43	6.83	2.64	7.07	2.63	7.15	2.63	7.30	2.62	7.94	2.55	8.37	2.50
	46	6.34	2.72	6.52	2.68	6.58	2.67	6.70	2.65	7.23	2.52	7.58	2.43
2.5 + 3.5 + 3.5	22	8.27	1.51	8.52	1.49	8.60	1.48	8.77	1.46	9.65	1.45	10.24	1.44
	25	8.18	1.72	8.46	1.72	8.56	1.72	8.75	1.72	9.64	1.73	10.24	1.74
	29	7.98	1.97	8.29	1.99	8.39	1.99	8.59	2.00	9.48	2.04	10.07	2.06
	32	7.77	2.13	8.08	2.16	8.18	2.17	8.39	2.18	9.25	2.22	9.82	2.24
	35	7.50	2.28	7.80	2.30	7.90	2.31	8.10	2.33	8.92	2.35	9.46	2.36
	40	6.93	2.48	7.19	2.49	7.28	2.50	7.45	2.50	8.15	2.48	8.62	2.46
	43	6.51	2.58	6.73	2.57	6.81	2.57	6.96	2.57	7.57	2.49	7.98	2.44
	46	6.04	2.66	6.21	2.63	6.27	2.62	6.39	2.60	6.89	2.46	7.22	2.38

Combination (Capacity)	Outdoor Air Temp. °C DB	Indoor Air Temp. °C WB											
		16		17.5		18		19		22		24	
		Total Q	Input Power	Total Q	Input Power	Total Q	Input Power	Total Q	Input Power	Total Q	Input Power	Total Q	Input Power
2.5 + 3.5 + 4.2	22	8.37	1.57	8.62	1.54	8.71	1.53	8.88	1.52	9.77	1.50	10.37	1.49
	25	8.28	1.78	8.57	1.78	8.66	1.78	8.85	1.78	9.76	1.80	10.37	1.80
	29	8.08	2.04	8.39	2.06	8.49	2.07	8.70	2.08	9.60	2.12	10.19	2.14
	32	7.86	2.21	8.18	2.24	8.28	2.25	8.49	2.27	9.36	2.30	9.94	2.32
	35	7.59	2.37	7.89	2.39	8.00	2.40	8.20	2.42	9.03	2.44	9.58	2.46
	40	7.01	2.58	7.28	2.59	7.37	2.59	7.54	2.60	8.25	2.57	8.73	2.55
	43	6.59	2.68	6.82	2.67	6.89	2.67	7.04	2.67	7.66	2.59	8.07	2.54
	46	6.12	2.76	6.29	2.73	6.35	2.72	6.46	2.70	6.97	2.56	7.31	2.47
2.5 + 3.5 + 5.0	22	8.68	1.51	8.94	1.49	9.03	1.48	9.20	1.46	10.13	1.45	10.75	1.44
	25	8.58	1.72	8.88	1.72	8.98	1.72	9.18	1.72	10.12	1.73	10.74	1.74
	29	8.37	1.97	8.70	1.99	8.80	1.99	9.02	2.00	9.95	2.04	10.57	2.06
	32	8.15	2.13	8.47	2.16	8.58	2.17	8.80	2.18	9.70	2.22	10.30	2.24
	35	7.87	2.28	8.18	2.30	8.29	2.31	8.50	2.33	9.36	2.35	9.93	2.36
	40	7.27	2.48	7.54	2.49	7.64	2.50	7.82	2.50	8.56	2.48	9.05	2.46
	43	6.83	2.58	7.07	2.57	7.15	2.57	7.30	2.57	7.94	2.49	8.37	2.44
	46	6.34	2.66	6.52	2.63	6.58	2.62	6.70	2.60	7.23	2.46	7.58	2.38
2.5 + 4.2 + 4.2	22	8.37	1.53	8.62	1.51	8.71	1.50	8.88	1.49	9.77	1.47	10.37	1.46
	25	8.28	1.75	8.57	1.75	8.66	1.75	8.85	1.74	9.76	1.76	10.37	1.77
	29	8.08	2.00	8.39	2.02	8.49	2.03	8.70	2.04	9.60	2.07	10.19	2.09
	32	7.86	2.17	8.18	2.19	8.28	2.20	8.49	2.22	9.36	2.25	9.94	2.28
	35	7.59	2.32	7.89	2.34	8.00	2.35	8.20	2.37	9.03	2.39	9.58	2.40
	40	7.01	2.52	7.28	2.54	7.37	2.54	7.54	2.55	8.25	2.52	8.73	2.50
	43	6.59	2.62	6.82	2.62	6.89	2.62	7.04	2.61	7.66	2.54	8.07	2.49
	46	6.12	2.70	6.29	2.67	6.35	2.66	6.46	2.64	6.97	2.51	7.31	2.42
3.5 + 3.5 + 3.5	22	8.37	1.51	8.62	1.49	8.71	1.48	8.88	1.46	9.77	1.45	10.37	1.44
	25	8.28	1.72	8.57	1.72	8.66	1.72	8.85	1.72	9.76	1.73	10.37	1.74
	29	8.08	1.97	8.39	1.99	8.49	1.99	8.70	2.00	9.60	2.04	10.19	2.06
	32	7.86	2.13	8.18	2.16	8.28	2.17	8.49	2.18	9.36	2.22	9.94	2.24
	35	7.59	2.28	7.89	2.30	8.00	2.31	8.20	2.33	9.03	2.35	9.58	2.36
	40	7.01	2.48	7.28	2.49	7.37	2.50	7.54	2.50	8.25	2.48	8.73	2.46
	43	6.59	2.58	6.82	2.57	6.89	2.57	7.04	2.57	7.66	2.49	8.07	2.44
	46	6.12	2.66	6.29	2.63	6.35	2.62	6.46	2.60	6.97	2.46	7.31	2.38
3.5 + 3.5 + 4.2	22	8.37	1.51	8.62	1.49	8.71	1.48	8.88	1.46	9.77	1.45	10.37	1.44
	25	8.28	1.72	8.57	1.72	8.66	1.72	8.85	1.72	9.76	1.73	10.37	1.74
	29	8.08	1.97	8.39	1.99	8.49	1.99	8.70	2.00	9.60	2.04	10.19	2.06
	32	7.86	2.13	8.18	2.16	8.28	2.17	8.49	2.18	9.36	2.22	9.94	2.24
	35	7.59	2.28	7.89	2.30	8.00	2.31	8.20	2.33	9.03	2.35	9.58	2.36
	40	7.01	2.48	7.28	2.49	7.37	2.50	7.54	2.50	8.25	2.48	8.73	2.46
	43	6.59	2.58	6.82	2.57	6.89	2.57	7.04	2.57	7.66	2.49	8.07	2.44
	46	6.12	2.66	6.29	2.63	6.35	2.62	6.46	2.60	6.97	2.46	7.31	2.38

18.1.3 CU-4Z68TBE

Combination (Capacity)	Outdoor Air Temp. °C DB	Indoor Air Temp. °C WB											
		27/16		27/17.5		27/18		27/19		27/22		27/24	
		Total Q	Input Power	Total Q	Input Power	Total Q	Input Power	Total Q	Input Power	Total Q	Input Power	Total Q	Input Power
1.6	22	1.79	0.20	1.89	0.20	1.93	0.20	2.00	0.20	2.61	0.30	3.02	0.37
	25	1.89	0.33	2.02	0.32	2.06	0.32	2.15	0.31	2.68	0.39	3.03	0.44
	29	1.97	0.47	2.12	0.46	2.17	0.46	2.26	0.46	2.71	0.50	3.00	0.52
	32	2.01	0.57	2.16	0.56	2.20	0.56	2.30	0.55	2.69	0.57	2.95	0.59
	35	2.01	0.64	2.16	0.64	2.20	0.64	2.30	0.64	2.64	0.64	2.86	0.65
	40	1.96	0.76	2.08	0.76	2.11	0.76	2.19	0.76	2.47	0.74	2.66	0.74
	43	1.89	0.81	1.98	0.81	2.01	0.81	2.07	0.81	2.33	0.79	2.50	0.78
	46	1.79	0.85	1.84	0.85	1.86	0.85	1.90	0.85	2.15	0.86	2.31	0.86
2.0	22	2.25	0.25	2.39	0.25	2.43	0.25	2.53	0.25	3.29	0.38	3.80	0.47
	25	2.38	0.41	2.54	0.41	2.60	0.40	2.71	0.40	3.38	0.49	3.82	0.55
	29	2.49	0.59	2.67	0.59	2.73	0.58	2.85	0.58	3.41	0.63	3.78	0.66
	32	2.54	0.72	2.72	0.71	2.78	0.70	2.90	0.70	3.39	0.72	3.72	0.74
	35	2.54	0.81	2.72	0.81	2.78	0.81	2.90	0.81	3.33	0.82	3.61	0.82
	40	2.47	0.96	2.62	0.96	2.67	0.96	2.76	0.96	3.12	0.94	3.36	0.93
	43	2.39	1.03	2.50	1.03	2.54	1.03	2.61	1.03	2.94	1.00	3.16	0.99
	46	2.25	1.08	2.33	1.08	2.35	1.08	2.40	1.08	2.71	1.09	2.92	1.09
2.5	22	2.25	0.25	2.39	0.25	2.43	0.25	2.53	0.25	3.29	0.38	3.80	0.47
	25	2.38	0.41	2.54	0.41	2.60	0.40	2.71	0.40	3.38	0.49	3.82	0.55
	29	2.49	0.59	2.67	0.59	2.73	0.58	2.85	0.58	3.41	0.63	3.78	0.66
	32	2.54	0.72	2.72	0.71	2.78	0.70	2.90	0.70	3.39	0.72	3.72	0.74
	35	2.54	0.81	2.72	0.81	2.78	0.81	2.90	0.81	3.33	0.82	3.61	0.82
	40	2.47	0.96	2.62	0.96	2.67	0.96	2.76	0.96	3.12	0.94	3.36	0.93
	43	2.39	1.03	2.50	1.03	2.54	1.03	2.61	1.03	2.94	1.00	3.16	0.99
	46	2.25	1.08	2.33	1.08	2.35	1.08	2.40	1.08	2.71	1.09	2.92	1.09
3.5	22	2.95	0.42	3.13	0.42	3.19	0.42	3.31	0.42	4.31	0.64	4.98	0.78
	25	3.12	0.69	3.33	0.68	3.41	0.68	3.55	0.67	4.42	0.82	5.01	0.93
	29	3.26	1.00	3.50	0.98	3.58	0.98	3.74	0.97	4.47	1.06	4.96	1.11
	32	3.32	1.20	3.56	1.19	3.64	1.18	3.80	1.17	4.45	1.22	4.88	1.24
	35	3.32	1.36	3.56	1.36	3.64	1.36	3.80	1.36	4.36	1.37	4.73	1.37
	40	3.24	1.61	3.43	1.61	3.49	1.61	3.62	1.61	4.09	1.58	4.40	1.56
	43	3.13	1.72	3.27	1.72	3.32	1.72	3.42	1.72	3.85	1.69	4.13	1.66
	46	2.95	1.81	3.05	1.81	3.08	1.81	3.14	1.81	3.55	1.83	3.82	1.84
4.2	22	3.34	0.61	3.54	0.61	3.61	0.61	3.75	0.61	4.88	0.93	5.64	1.14
	25	3.53	1.02	3.77	1.00	3.85	0.99	4.02	0.97	5.01	1.20	5.67	1.35
	29	3.69	1.46	3.96	1.44	4.05	1.43	4.23	1.42	5.06	1.55	5.61	1.63
	32	3.76	1.76	4.03	1.74	4.12	1.73	4.30	1.71	5.03	1.78	5.52	1.82
	35	3.76	1.99	4.03	1.99	4.12	1.99	4.30	1.99	4.93	2.00	5.35	2.01
	40	3.66	2.35	3.88	2.35	3.95	2.35	4.10	2.35	4.62	2.31	4.98	2.29
	43	3.54	2.52	3.71	2.52	3.76	2.52	3.87	2.52	4.35	2.47	4.68	2.43
	46	3.34	2.65	3.45	2.65	3.48	2.65	3.56	2.65	4.02	2.67	4.33	2.69

Combination (Capacity)	Outdoor Air Temp. °C DB	Indoor Air Temp. °C WB											
		27/16		27/17.5		27/18		27/19		27/22		27/24	
		Total Q	Input Power	Total Q	Input Power	Total Q	Input Power	Total Q	Input Power	Total Q	Input Power	Total Q	Input Power
5.0	22	4.43	0.66	4.70	0.66	4.79	0.66	4.97	0.66	6.47	1.00	7.47	1.22
	25	4.68	1.09	5.00	1.07	5.11	1.06	5.32	1.04	6.64	1.29	7.51	1.45
	29	4.89	1.56	5.25	1.54	5.37	1.53	5.61	1.52	6.71	1.65	7.44	1.74
	32	4.98	1.88	5.34	1.86	5.46	1.85	5.70	1.84	6.67	1.90	7.31	1.95
	35	4.98	2.13	5.34	2.13	5.46	2.13	5.70	2.13	6.54	2.14	7.10	2.15
	40	4.86	2.52	5.14	2.52	5.24	2.52	5.43	2.52	6.13	2.47	6.60	2.45
	43	4.70	2.70	4.91	2.70	4.98	2.70	5.13	2.70	5.77	2.64	6.20	2.61
	46	4.43	2.83	4.57	2.83	4.62	2.83	4.71	2.83	5.33	2.86	5.74	2.88
6.0	22	4.82	0.72	5.11	0.72	5.21	0.72	5.40	0.72	7.04	1.09	8.13	1.34
	25	5.09	1.19	5.44	1.17	5.56	1.16	5.79	1.14	7.22	1.41	8.17	1.59
	29	5.32	1.71	5.71	1.69	5.84	1.68	6.10	1.66	7.30	1.81	8.09	1.91
	32	5.42	2.06	5.81	2.03	5.94	2.02	6.20	2.01	7.25	2.08	7.95	2.13
	35	5.42	2.33	5.81	2.33	5.94	2.33	6.20	2.33	7.11	2.34	7.72	2.35
	40	5.28	2.75	5.60	2.75	5.70	2.75	5.91	2.75	6.67	2.71	7.17	2.68
	43	5.11	2.95	5.34	2.95	5.42	2.95	5.58	2.95	6.28	2.89	6.75	2.85
	46	4.82	3.10	4.97	3.10	5.02	3.10	5.13	3.10	5.79	3.13	6.24	3.15
1.6 + 1.6	22	7.27	1.39	7.26	1.39	7.26	1.39	7.25	1.39	7.82	1.37	8.21	1.36
	25	7.48	1.66	7.34	1.66	7.29	1.66	7.20	1.66	7.80	1.66	8.21	1.66
	29	7.54	1.93	7.27	1.93	7.18	1.93	6.99	1.93	7.60	1.94	8.00	1.94
	32	7.45	2.07	7.10	2.06	6.98	2.06	6.74	2.05	7.31	2.06	7.70	2.07
	35	7.23	2.14	6.81	2.13	6.68	2.13	6.40	2.12	6.92	2.14	7.27	2.15
	40	6.55	2.11	6.10	2.10	5.94	2.10	5.64	2.10	6.00	2.11	6.24	2.12
	43	5.98	2.02	5.52	2.01	5.37	2.01	5.07	2.00	5.30	2.01	5.45	2.02
	46	5.27	1.87	4.84	1.86	4.70	1.86	4.42	1.85	4.48	1.85	4.52	1.85
1.6 + 2.0	22	7.27	1.36	7.26	1.36	7.26	1.36	7.25	1.36	7.82	1.35	8.21	1.34
	25	7.48	1.63	7.34	1.63	7.29	1.63	7.20	1.63	7.80	1.63	8.21	1.63
	29	7.54	1.89	7.27	1.89	7.18	1.89	6.99	1.89	7.60	1.90	8.00	1.91
	32	7.45	2.03	7.10	2.02	6.98	2.02	6.74	2.01	7.31	2.03	7.70	2.03
	35	7.23	2.10	6.81	2.09	6.68	2.09	6.40	2.08	6.92	2.10	7.27	2.11
	40	6.55	2.07	6.10	2.06	5.94	2.06	5.64	2.06	6.00	2.07	6.24	2.08
	43	5.98	1.98	5.52	1.97	5.37	1.97	5.07	1.97	5.30	1.98	5.45	1.98
	46	5.27	1.83	4.84	1.82	4.70	1.82	4.42	1.82	4.48	1.82	4.52	1.82
1.6 + 2.5	22	7.27	1.36	7.26	1.36	7.26	1.36	7.25	1.36	7.82	1.35	8.21	1.34
	25	7.48	1.63	7.34	1.63	7.29	1.63	7.20	1.63	7.80	1.63	8.21	1.63
	29	7.54	1.89	7.27	1.89	7.18	1.89	6.99	1.89	7.60	1.90	8.00	1.91
	32	7.45	2.03	7.10	2.02	6.98	2.02	6.74	2.01	7.31	2.03	7.70	2.03
	35	7.23	2.10	6.81	2.09	6.68	2.09	6.40	2.08	6.92	2.10	7.27	2.11
	40	6.55	2.07	6.10	2.06	5.94	2.06	5.64	2.06	6.00	2.07	6.24	2.08
	43	5.98	1.98	5.52	1.97	5.37	1.97	5.07	1.97	5.30	1.98	5.45	1.98
	46	5.27	1.83	4.84	1.82	4.70	1.82	4.42	1.82	4.48	1.82	4.52	1.82

Combination (Capacity)	Outdoor Air Temp. °C DB	Indoor Air Temp. °C WB											
		27/16		27/17.5		27/18		27/19		27/22		27/24	
		Total Q	Input Power	Total Q	Input Power	Total Q	Input Power	Total Q	Input Power	Total Q	Input Power	Total Q	Input Power
1.6 + 3.5	22	7.84	1.62	7.83	1.62	7.82	1.62	7.82	1.62	8.44	1.61	8.85	1.60
	25	8.06	1.94	7.91	1.94	7.86	1.94	7.76	1.94	8.41	1.94	8.85	1.94
	29	8.13	2.25	7.84	2.25	7.74	2.25	7.54	2.25	8.19	2.27	8.63	2.27
	32	8.04	2.42	7.65	2.41	7.52	2.40	7.26	2.40	7.88	2.42	8.30	2.43
	35	7.79	2.50	7.35	2.49	7.20	2.49	6.90	2.48	7.46	2.50	7.84	2.52
	40	7.06	2.47	6.57	2.46	6.41	2.46	6.08	2.45	6.47	2.47	6.72	2.48
	43	6.45	2.36	5.96	2.35	5.79	2.35	5.47	2.34	5.71	2.36	5.87	2.36
	46	5.68	2.18	5.22	2.17	5.07	2.17	4.77	2.16	4.83	2.16	4.87	2.16
1.6 + 4.2	22	7.84	1.60	7.83	1.60	7.82	1.60	7.82	1.60	8.44	1.58	8.85	1.57
	25	8.06	1.91	7.91	1.91	7.86	1.91	7.76	1.91	8.41	1.91	8.85	1.91
	29	8.13	2.22	7.84	2.22	7.74	2.22	7.54	2.22	8.19	2.23	8.63	2.24
	32	8.04	2.38	7.65	2.37	7.52	2.37	7.26	2.36	7.88	2.38	8.30	2.39
	35	7.79	2.46	7.35	2.45	7.20	2.45	6.90	2.44	7.46	2.46	7.84	2.48
	40	7.06	2.43	6.57	2.42	6.41	2.42	6.08	2.41	6.47	2.43	6.72	2.44
	43	6.45	2.32	5.96	2.32	5.79	2.31	5.47	2.31	5.71	2.32	5.87	2.32
	46	5.68	2.15	5.22	2.14	5.07	2.14	4.77	2.13	4.83	2.13	4.87	2.13
1.6 + 5.0	22	8.52	1.65	8.51	1.65	8.50	1.65	8.50	1.65	9.17	1.63	9.62	1.62
	25	8.76	1.97	8.60	1.97	8.54	1.97	8.43	1.97	9.14	1.97	9.62	1.97
	29	8.84	2.29	8.52	2.29	8.41	2.29	8.20	2.29	8.90	2.30	9.38	2.31
	32	8.74	2.46	8.32	2.45	8.17	2.44	7.89	2.44	8.57	2.45	9.02	2.47
	35	8.47	2.54	7.99	2.53	7.82	2.53	7.50	2.52	8.11	2.54	8.52	2.56
	40	7.67	2.51	7.14	2.50	6.97	2.50	6.61	2.49	7.03	2.51	7.31	2.52
	43	7.01	2.40	6.47	2.39	6.30	2.39	5.94	2.38	6.21	2.39	6.38	2.40
	46	6.17	2.22	5.68	2.21	5.51	2.21	5.18	2.20	5.25	2.20	5.29	2.20
1.6 + 6.0	22	8.52	1.65	8.51	1.65	8.50	1.65	8.50	1.65	9.17	1.63	9.62	1.62
	25	8.76	1.97	8.60	1.97	8.54	1.97	8.43	1.97	9.14	1.97	9.62	1.97
	29	8.84	2.29	8.52	2.29	8.41	2.29	8.20	2.29	8.90	2.30	9.38	2.31
	32	8.74	2.46	8.32	2.45	8.17	2.44	7.89	2.44	8.57	2.45	9.02	2.47
	35	8.47	2.54	7.99	2.53	7.82	2.53	7.50	2.52	8.11	2.54	8.52	2.56
	40	7.67	2.51	7.14	2.50	6.97	2.50	6.61	2.49	7.03	2.51	7.31	2.52
	43	7.01	2.40	6.47	2.39	6.30	2.39	5.94	2.38	6.21	2.39	6.38	2.40
	46	6.17	2.22	5.68	2.21	5.51	2.21	5.18	2.20	5.25	2.20	5.29	2.20
2.0 + 2.0	22	7.27	1.34	7.26	1.34	7.26	1.34	7.25	1.34	7.82	1.32	8.21	1.31
	25	7.48	1.59	7.34	1.59	7.29	1.59	7.20	1.59	7.80	1.59	8.21	1.59
	29	7.54	1.85	7.27	1.85	7.18	1.85	6.99	1.85	7.60	1.86	8.00	1.87
	32	7.45	1.99	7.10	1.98	6.98	1.98	6.74	1.97	7.31	1.99	7.70	2.00
	35	7.23	2.05	6.81	2.05	6.68	2.04	6.40	2.04	6.92	2.06	7.27	2.07
	40	6.55	2.03	6.10	2.03	5.94	2.02	5.64	2.02	6.00	2.03	6.24	2.04
	43	5.98	1.94	5.52	1.94	5.37	1.93	5.07	1.93	5.30	1.94	5.45	1.94
	46	5.27	1.80	4.84	1.79	4.70	1.79	4.42	1.78	4.48	1.78	4.52	1.78

Combination (Capacity)	Outdoor Air Temp. °C DB	Indoor Air Temp. °C WB											
		27/16		27/17.5		27/18		27/19		27/22		27/24	
		Total Q	Input Power	Total Q	Input Power	Total Q	Input Power	Total Q	Input Power	Total Q	Input Power	Total Q	Input Power
2.0 + 2.5	22	7.27	1.34	7.26	1.34	7.26	1.34	7.25	1.34	7.82	1.32	8.21	1.31
	25	7.48	1.59	7.34	1.59	7.29	1.59	7.20	1.59	7.80	1.59	8.21	1.59
	29	7.54	1.85	7.27	1.85	7.18	1.85	6.99	1.85	7.60	1.86	8.00	1.87
	32	7.45	1.99	7.10	1.98	6.98	1.98	6.74	1.97	7.31	1.99	7.70	2.00
	35	7.23	2.05	6.81	2.05	6.68	2.04	6.40	2.04	6.92	2.06	7.27	2.07
	40	6.55	2.03	6.10	2.03	5.94	2.02	5.64	2.02	6.00	2.03	6.24	2.04
	43	5.98	1.94	5.52	1.94	5.37	1.93	5.07	1.93	5.30	1.94	5.45	1.94
	46	5.27	1.80	4.84	1.79	4.70	1.79	4.42	1.78	4.48	1.78	4.52	1.78
2.0 + 3.5	22	7.84	1.60	7.83	1.60	7.82	1.60	7.82	1.60	8.44	1.58	8.85	1.57
	25	8.06	1.91	7.91	1.91	7.86	1.91	7.76	1.91	8.41	1.91	8.85	1.91
	29	8.13	2.22	7.84	2.22	7.74	2.22	7.54	2.22	8.19	2.23	8.63	2.24
	32	8.04	2.38	7.65	2.37	7.52	2.37	7.26	2.36	7.88	2.38	8.30	2.39
	35	7.79	2.46	7.35	2.45	7.20	2.45	6.90	2.44	7.46	2.46	7.84	2.48
	40	7.06	2.43	6.57	2.42	6.41	2.42	6.08	2.41	6.47	2.43	6.72	2.44
	43	6.45	2.32	5.96	2.32	5.79	2.31	5.47	2.31	5.71	2.32	5.87	2.32
	46	5.68	2.15	5.22	2.14	5.07	2.14	4.77	2.13	4.83	2.13	4.87	2.13
2.0 + 4.2	22	7.84	1.57	7.83	1.57	7.82	1.57	7.82	1.57	8.44	1.56	8.85	1.54
	25	8.06	1.88	7.91	1.88	7.86	1.88	7.76	1.88	8.41	1.88	8.85	1.88
	29	8.13	2.18	7.84	2.18	7.74	2.18	7.54	2.18	8.19	2.19	8.63	2.20
	32	8.04	2.34	7.65	2.33	7.52	2.33	7.26	2.32	7.88	2.34	8.30	2.35
	35	7.79	2.42	7.35	2.41	7.20	2.41	6.90	2.40	7.46	2.42	7.84	2.43
	40	7.06	2.39	6.57	2.38	6.41	2.38	6.08	2.37	6.47	2.39	6.72	2.40
	43	6.45	2.29	5.96	2.28	5.79	2.27	5.47	2.27	5.71	2.28	5.87	2.29
	46	5.68	2.11	5.22	2.10	5.07	2.10	4.77	2.09	4.83	2.09	4.87	2.09
2.0 + 5.0	22	8.52	1.62	8.51	1.62	8.50	1.62	8.50	1.62	9.17	1.61	9.62	1.60
	25	8.76	1.94	8.60	1.94	8.54	1.94	8.43	1.94	9.14	1.94	9.62	1.94
	29	8.84	2.25	8.52	2.25	8.41	2.25	8.20	2.25	8.90	2.27	9.38	2.27
	32	8.74	2.42	8.32	2.41	8.17	2.40	7.89	2.40	8.57	2.42	9.02	2.43
	35	8.47	2.50	7.99	2.49	7.82	2.49	7.50	2.48	8.11	2.50	8.52	2.52
	40	7.67	2.47	7.14	2.46	6.97	2.46	6.61	2.45	7.03	2.47	7.31	2.48
	43	7.01	2.36	6.47	2.35	6.30	2.35	5.94	2.34	6.21	2.36	6.38	2.36
	46	6.17	2.18	5.68	2.17	5.51	2.17	5.18	2.16	5.25	2.16	5.29	2.16
2.0 + 6.0	22	8.52	1.62	8.51	1.62	8.50	1.62	8.50	1.62	9.17	1.61	9.62	1.60
	25	8.76	1.94	8.60	1.94	8.54	1.94	8.43	1.94	9.14	1.94	9.62	1.94
	29	8.84	2.25	8.52	2.25	8.41	2.25	8.20	2.25	8.90	2.27	9.38	2.27
	32	8.74	2.42	8.32	2.41	8.17	2.40	7.89	2.40	8.57	2.42	9.02	2.43
	35	8.47	2.50	7.99	2.49	7.82	2.49	7.50	2.48	8.11	2.50	8.52	2.52
	40	7.67	2.47	7.14	2.46	6.97	2.46	6.61	2.45	7.03	2.47	7.31	2.48
	43	7.01	2.36	6.47	2.35	6.30	2.35	5.94	2.34	6.21	2.36	6.38	2.36
	46	6.17	2.18	5.68	2.17	5.51	2.17	5.18	2.16	5.25	2.16	5.29	2.16

Combination (Capacity)	Outdoor Air Temp. °C DB	Indoor Air Temp. °C WB											
		27/16		27/17.5		27/18		27/19		27/22		27/24	
		Total Q	Input Power	Total Q	Input Power	Total Q	Input Power	Total Q	Input Power	Total Q	Input Power	Total Q	Input Power
2.5 + 2.5	22	7.72	1.59	7.71	1.59	7.71	1.59	7.71	1.59	8.31	1.57	8.72	1.56
	25	7.95	1.90	7.80	1.90	7.75	1.90	7.65	1.90	8.29	1.90	8.72	1.90
	29	8.01	2.21	7.72	2.21	7.62	2.21	7.43	2.21	8.07	2.22	8.50	2.23
	32	7.92	2.37	7.54	2.36	7.41	2.36	7.16	2.35	7.77	2.37	8.18	2.38
	35	7.68	2.45	7.24	2.44	7.09	2.44	6.80	2.43	7.35	2.45	7.72	2.47
	40	6.96	2.42	6.48	2.41	6.32	2.41	5.99	2.40	6.37	2.42	6.63	2.43
	43	6.35	2.32	5.87	2.31	5.71	2.30	5.39	2.30	5.63	2.31	5.79	2.32
	46	5.60	2.14	5.15	2.13	5.00	2.13	4.70	2.12	4.76	2.12	4.80	2.12
2.5 + 3.5	22	7.84	1.60	7.83	1.60	7.82	1.60	7.82	1.60	8.44	1.58	8.85	1.57
	25	8.06	1.91	7.91	1.91	7.86	1.91	7.76	1.91	8.41	1.91	8.85	1.91
	29	8.13	2.22	7.84	2.22	7.74	2.22	7.54	2.22	8.19	2.23	8.63	2.24
	32	8.04	2.38	7.65	2.37	7.52	2.37	7.26	2.36	7.88	2.38	8.30	2.39
	35	7.79	2.46	7.35	2.45	7.20	2.45	6.90	2.44	7.46	2.46	7.84	2.48
	40	7.06	2.43	6.57	2.42	6.41	2.42	6.08	2.41	6.47	2.43	6.72	2.44
	43	6.45	2.32	5.96	2.32	5.79	2.31	5.47	2.31	5.71	2.32	5.87	2.32
	46	5.68	2.15	5.22	2.14	5.07	2.14	4.77	2.13	4.83	2.13	4.87	2.13
2.5 + 4.2	22	7.84	1.57	7.83	1.57	7.82	1.57	7.82	1.57	8.44	1.56	8.85	1.54
	25	8.06	1.88	7.91	1.88	7.86	1.88	7.76	1.88	8.41	1.88	8.85	1.88
	29	8.13	2.18	7.84	2.18	7.74	2.18	7.54	2.18	8.19	2.19	8.63	2.20
	32	8.04	2.34	7.65	2.33	7.52	2.33	7.26	2.32	7.88	2.34	8.30	2.35
	35	7.79	2.42	7.35	2.41	7.20	2.41	6.90	2.40	7.46	2.42	7.84	2.43
	40	7.06	2.39	6.57	2.38	6.41	2.38	6.08	2.37	6.47	2.39	6.72	2.40
	43	6.45	2.29	5.96	2.28	5.79	2.27	5.47	2.27	5.71	2.28	5.87	2.29
	46	5.68	2.11	5.22	2.10	5.07	2.10	4.77	2.09	4.83	2.09	4.87	2.09
2.5 + 5.0	22	8.52	1.62	8.51	1.62	8.50	1.62	8.50	1.62	9.17	1.61	9.62	1.60
	25	8.76	1.94	8.60	1.94	8.54	1.94	8.43	1.94	9.14	1.94	9.62	1.94
	29	8.84	2.25	8.52	2.25	8.41	2.25	8.20	2.25	8.90	2.27	9.38	2.27
	32	8.74	2.42	8.32	2.41	8.17	2.40	7.89	2.40	8.57	2.42	9.02	2.43
	35	8.47	2.50	7.99	2.49	7.82	2.49	7.50	2.48	8.11	2.50	8.52	2.52
	40	7.67	2.47	7.14	2.46	6.97	2.46	6.61	2.45	7.03	2.47	7.31	2.48
	43	7.01	2.36	6.47	2.35	6.30	2.35	5.94	2.34	6.21	2.36	6.38	2.36
	46	6.17	2.18	5.68	2.17	5.51	2.17	5.18	2.16	5.25	2.16	5.29	2.16
2.5 + 6.0	22	8.52	1.62	8.51	1.62	8.50	1.62	8.50	1.62	9.17	1.61	9.62	1.60
	25	8.76	1.94	8.60	1.94	8.54	1.94	8.43	1.94	9.14	1.94	9.62	1.94
	29	8.84	2.25	8.52	2.25	8.41	2.25	8.20	2.25	8.90	2.27	9.38	2.27
	32	8.74	2.42	8.32	2.41	8.17	2.40	7.89	2.40	8.57	2.42	9.02	2.43
	35	8.47	2.50	7.99	2.49	7.82	2.49	7.50	2.48	8.11	2.50	8.52	2.52
	40	7.67	2.47	7.14	2.46	6.97	2.46	6.61	2.45	7.03	2.47	7.31	2.48
	43	7.01	2.36	6.47	2.35	6.30	2.35	5.94	2.34	6.21	2.36	6.38	2.36
	46	6.17	2.18	5.68	2.17	5.51	2.17	5.18	2.16	5.25	2.16	5.29	2.16

Combination (Capacity)	Outdoor Air Temp. °C DB	Indoor Air Temp. °C WB											
		27/16		27/17.5		27/18		27/19		27/22		27/24	
		Total Q	Input Power	Total Q	Input Power	Total Q	Input Power	Total Q	Input Power	Total Q	Input Power	Total Q	Input Power
3.5 + 3.5	22	7.95	1.57	7.94	1.57	7.94	1.57	7.93	1.57	8.56	1.56	8.97	1.54
	25	8.18	1.88	8.03	1.88	7.97	1.88	7.87	1.88	8.53	1.88	8.97	1.88
	29	8.25	2.18	7.95	2.18	7.85	2.18	7.65	2.18	8.31	2.19	8.75	2.20
	32	8.15	2.34	7.76	2.33	7.63	2.33	7.37	2.32	8.00	2.34	8.42	2.35
	35	7.91	2.42	7.45	2.41	7.30	2.41	7.00	2.40	7.57	2.42	7.95	2.43
	40	7.16	2.39	6.67	2.38	6.50	2.38	6.17	2.37	6.56	2.39	6.82	2.40
	43	6.54	2.29	6.04	2.28	5.88	2.27	5.55	2.27	5.79	2.28	5.96	2.29
	46	5.76	2.11	5.30	2.10	5.15	2.10	4.84	2.09	4.90	2.09	4.94	2.09
3.5 + 4.2	22	8.06	1.64	8.05	1.64	8.05	1.64	8.04	1.64	8.68	1.62	9.10	1.61
	25	8.30	1.95	8.14	1.95	8.09	1.95	7.98	1.95	8.66	1.95	9.10	1.95
	29	8.37	2.27	8.06	2.27	7.96	2.27	7.76	2.27	8.43	2.28	8.88	2.29
	32	8.27	2.44	7.87	2.43	7.74	2.42	7.47	2.42	8.11	2.43	8.54	2.45
	35	8.02	2.52	7.56	2.51	7.41	2.51	7.10	2.50	7.68	2.52	8.06	2.54
	40	7.26	2.49	6.76	2.48	6.59	2.48	6.26	2.47	6.65	2.49	6.92	2.50
	43	6.63	2.38	6.13	2.37	5.96	2.37	5.63	2.36	5.88	2.37	6.04	2.38
	46	5.84	2.20	5.37	2.19	5.22	2.19	4.91	2.18	4.97	2.18	5.01	2.18
3.5 + 5.0	22	8.63	1.62	8.62	1.62	8.62	1.62	8.61	1.62	9.29	1.61	9.74	1.60
	25	8.88	1.94	8.71	1.94	8.66	1.94	8.55	1.94	9.26	1.94	9.74	1.94
	29	8.95	2.25	8.63	2.25	8.52	2.25	8.31	2.25	9.02	2.27	9.50	2.27
	32	8.85	2.42	8.43	2.41	8.28	2.40	8.00	2.40	8.68	2.42	9.14	2.43
	35	8.58	2.50	8.09	2.49	7.93	2.49	7.60	2.48	8.22	2.50	8.63	2.52
	40	7.78	2.47	7.24	2.46	7.06	2.46	6.70	2.45	7.12	2.47	7.41	2.48
	43	7.10	2.36	6.56	2.35	6.38	2.35	6.02	2.34	6.29	2.36	6.47	2.36
	46	6.25	2.18	5.75	2.17	5.59	2.17	5.25	2.16	5.32	2.16	5.36	2.16
3.5 + 6.0	22	8.63	1.62	8.62	1.62	8.62	1.62	8.61	1.62	9.29	1.61	9.74	1.60
	25	8.88	1.94	8.71	1.94	8.66	1.94	8.55	1.94	9.26	1.94	9.74	1.94
	29	8.95	2.25	8.63	2.25	8.52	2.25	8.31	2.25	9.02	2.27	9.50	2.27
	32	8.85	2.42	8.43	2.41	8.28	2.40	8.00	2.40	8.68	2.42	9.14	2.43
	35	8.58	2.50	8.09	2.49	7.93	2.49	7.60	2.48	8.22	2.50	8.63	2.52
	40	7.78	2.47	7.24	2.46	7.06	2.46	6.70	2.45	7.12	2.47	7.41	2.48
	43	7.10	2.36	6.56	2.35	6.38	2.35	6.02	2.34	6.29	2.36	6.47	2.36
	46	6.25	2.18	5.75	2.17	5.59	2.17	5.25	2.16	5.32	2.16	5.36	2.16
4.2 + 4.2	22	8.06	1.60	8.05	1.60	8.05	1.60	8.04	1.60	8.68	1.59	9.10	1.58
	25	8.30	1.92	8.14	1.92	8.09	1.92	7.98	1.92	8.66	1.92	9.10	1.92
	29	8.37	2.23	8.06	2.23	7.96	2.23	7.76	2.23	8.43	2.24	8.88	2.25
	32	8.27	2.39	7.87	2.38	7.74	2.38	7.47	2.37	8.11	2.39	8.54	2.40
	35	8.02	2.47	7.56	2.46	7.41	2.46	7.10	2.45	7.68	2.47	8.06	2.49
	40	7.26	2.44	6.76	2.43	6.59	2.43	6.26	2.42	6.65	2.44	6.92	2.45
	43	6.63	2.33	6.13	2.33	5.96	2.32	5.63	2.32	5.88	2.33	6.04	2.33
	46	5.84	2.16	5.37	2.15	5.22	2.14	4.91	2.14	4.97	2.14	5.01	2.14

Combination (Capacity)	Outdoor Air Temp. °C DB	Indoor Air Temp. °C WB											
		27/16		27/17.5		27/18		27/19		27/22		27/24	
		Total Q	Input Power	Total Q	Input Power	Total Q	Input Power	Total Q	Input Power	Total Q	Input Power	Total Q	Input Power
4.2 + 5.0	22	8.63	1.60	8.62	1.60	8.62	1.60	8.61	1.60	9.29	1.58	9.74	1.57
	25	8.88	1.91	8.71	1.91	8.66	1.91	8.55	1.91	9.26	1.91	9.74	1.91
	29	8.95	2.22	8.63	2.22	8.52	2.22	8.31	2.22	9.02	2.23	9.50	2.24
	32	8.85	2.38	8.43	2.37	8.28	2.37	8.00	2.36	8.68	2.38	9.14	2.39
	35	8.58	2.46	8.09	2.45	7.93	2.45	7.60	2.44	8.22	2.46	8.63	2.48
	40	7.78	2.43	7.24	2.42	7.06	2.42	6.70	2.41	7.12	2.43	7.41	2.44
	43	7.10	2.32	6.56	2.32	6.38	2.31	6.02	2.31	6.29	2.32	6.47	2.32
	46	6.25	2.15	5.75	2.14	5.59	2.14	5.25	2.13	5.32	2.13	5.36	2.13
4.2 + 6.0	22	8.63	1.60	8.62	1.60	8.62	1.60	8.61	1.60	9.29	1.58	9.74	1.57
	25	8.88	1.91	8.71	1.91	8.66	1.91	8.55	1.91	9.26	1.91	9.74	1.91
	29	8.95	2.22	8.63	2.22	8.52	2.22	8.31	2.22	9.02	2.23	9.50	2.24
	32	8.85	2.38	8.43	2.37	8.28	2.37	8.00	2.36	8.68	2.38	9.14	2.39
	35	8.58	2.46	8.09	2.45	7.93	2.45	7.60	2.44	8.22	2.46	8.63	2.48
	40	7.78	2.43	7.24	2.42	7.06	2.42	6.70	2.41	7.12	2.43	7.41	2.44
	43	7.10	2.32	6.56	2.32	6.38	2.31	6.02	2.31	6.29	2.32	6.47	2.32
	46	6.25	2.15	5.75	2.14	5.59	2.14	5.25	2.13	5.32	2.13	5.36	2.13
5.0 + 5.0	22	9.20	1.64	9.19	1.64	9.18	1.64	9.18	1.64	9.90	1.62	10.38	1.61
	25	9.46	1.95	9.29	1.95	9.23	1.95	9.11	1.95	9.87	1.95	10.38	1.95
	29	9.54	2.27	9.20	2.27	9.08	2.27	8.85	2.27	9.62	2.28	10.13	2.29
	32	9.44	2.44	8.98	2.43	8.83	2.42	8.53	2.42	9.26	2.43	9.74	2.45
	35	9.15	2.52	8.62	2.51	8.45	2.51	8.10	2.50	8.76	2.52	9.20	2.54
	40	8.29	2.49	7.71	2.48	7.52	2.48	7.14	2.47	7.59	2.49	7.89	2.50
	43	7.57	2.38	6.99	2.37	6.80	2.37	6.42	2.36	6.70	2.37	6.89	2.38
	46	6.67	2.20	6.13	2.19	5.95	2.19	5.60	2.18	5.67	2.18	5.72	2.18
5.0 + 6.0	22	9.20	1.64	9.19	1.64	9.18	1.64	9.18	1.64	9.90	1.62	10.38	1.61
	25	9.46	1.95	9.29	1.95	9.23	1.95	9.11	1.95	9.87	1.95	10.38	1.95
	29	9.54	2.27	9.20	2.27	9.08	2.27	8.85	2.27	9.62	2.28	10.13	2.29
	32	9.44	2.44	8.98	2.43	8.83	2.42	8.53	2.42	9.26	2.43	9.74	2.45
	35	9.15	2.52	8.62	2.51	8.45	2.51	8.10	2.50	8.76	2.52	9.20	2.54
	40	8.29	2.49	7.71	2.48	7.52	2.48	7.14	2.47	7.59	2.49	7.89	2.50
	43	7.57	2.38	6.99	2.37	6.80	2.37	6.42	2.36	6.70	2.37	6.89	2.38
	46	6.67	2.20	6.13	2.19	5.95	2.19	5.60	2.18	5.67	2.18	5.72	2.18
1.6 + 1.6 + 1.6	22	9.08	1.64	9.07	1.64	9.07	1.64	9.06	1.64	9.78	1.62	10.26	1.61
	25	9.35	1.95	9.17	1.95	9.11	1.95	9.00	1.95	9.75	1.95	10.26	1.95
	29	9.43	2.27	9.08	2.27	8.97	2.27	8.74	2.27	9.50	2.28	10.00	2.29
	32	9.32	2.44	8.87	2.43	8.72	2.42	8.42	2.42	9.14	2.43	9.62	2.45
	35	9.04	2.52	8.52	2.51	8.35	2.51	8.00	2.50	8.65	2.52	9.08	2.54
	40	8.19	2.49	7.62	2.48	7.43	2.48	7.05	2.47	7.50	2.49	7.79	2.50
	43	7.47	2.38	6.91	2.37	6.72	2.37	6.34	2.36	6.62	2.37	6.81	2.38
	46	6.58	2.20	6.06	2.19	5.88	2.19	5.53	2.18	5.60	2.18	5.65	2.18

Combination (Capacity)	Outdoor Air Temp. °C DB	Indoor Air Temp. °C WB											
		27/16		27/17.5		27/18		27/19		27/22		27/24	
		Total Q	Input Power	Total Q	Input Power	Total Q	Input Power	Total Q	Input Power	Total Q	Input Power	Total Q	Input Power
1.6 + 1.6 + 2.0	22	9.08	1.61	9.07	1.61	9.07	1.61	9.06	1.61	9.78	1.59	10.26	1.58
	25	9.35	1.92	9.17	1.92	9.11	1.92	9.00	1.92	9.75	1.92	10.26	1.92
	29	9.43	2.24	9.08	2.24	8.97	2.24	8.74	2.24	9.50	2.25	10.00	2.25
	32	9.32	2.40	8.87	2.39	8.72	2.39	8.42	2.38	9.14	2.40	9.62	2.41
	35	9.04	2.48	8.52	2.47	8.35	2.47	8.00	2.46	8.65	2.48	9.08	2.50
	40	8.19	2.45	7.62	2.44	7.43	2.44	7.05	2.43	7.50	2.45	7.79	2.46
	43	7.47	2.34	6.91	2.33	6.72	2.33	6.34	2.33	6.62	2.34	6.81	2.34
	46	6.58	2.16	6.06	2.16	5.88	2.15	5.53	2.15	5.60	2.15	5.65	2.15
1.6 + 1.6 + 2.5	22	9.08	1.61	9.07	1.61	9.07	1.61	9.06	1.61	9.78	1.59	10.26	1.58
	25	9.35	1.92	9.17	1.92	9.11	1.92	9.00	1.92	9.75	1.92	10.26	1.92
	29	9.43	2.24	9.08	2.24	8.97	2.24	8.74	2.24	9.50	2.25	10.00	2.25
	32	9.32	2.40	8.87	2.39	8.72	2.39	8.42	2.38	9.14	2.40	9.62	2.41
	35	9.04	2.48	8.52	2.47	8.35	2.47	8.00	2.46	8.65	2.48	9.08	2.50
	40	8.19	2.45	7.62	2.44	7.43	2.44	7.05	2.43	7.50	2.45	7.79	2.46
	43	7.47	2.34	6.91	2.33	6.72	2.33	6.34	2.33	6.62	2.34	6.81	2.34
	46	6.58	2.16	6.06	2.16	5.88	2.15	5.53	2.15	5.60	2.15	5.65	2.15
1.6 + 1.6 + 3.5	22	9.08	1.55	9.07	1.55	9.07	1.55	9.06	1.55	9.78	1.54	10.26	1.53
	25	9.35	1.85	9.17	1.85	9.11	1.85	9.00	1.85	9.75	1.85	10.26	1.85
	29	9.43	2.15	9.08	2.15	8.97	2.15	8.74	2.15	9.50	2.16	10.00	2.17
	32	9.32	2.31	8.87	2.30	8.72	2.30	8.42	2.29	9.14	2.31	9.62	2.32
	35	9.04	2.39	8.52	2.38	8.35	2.38	8.00	2.37	8.65	2.39	9.08	2.40
	40	8.19	2.36	7.62	2.35	7.43	2.35	7.05	2.34	7.50	2.36	7.79	2.37
	43	7.47	2.26	6.91	2.25	6.72	2.25	6.34	2.24	6.62	2.25	6.81	2.26
	46	6.58	2.09	6.06	2.08	5.88	2.07	5.53	2.07	5.60	2.07	5.65	2.07
1.6 + 1.6 + 4.2	22	9.20	1.61	9.19	1.61	9.18	1.61	9.18	1.61	9.90	1.59	10.38	1.58
	25	9.46	1.92	9.29	1.92	9.23	1.92	9.11	1.92	9.87	1.92	10.38	1.92
	29	9.54	2.24	9.20	2.24	9.08	2.24	8.85	2.24	9.62	2.25	10.13	2.25
	32	9.44	2.40	8.98	2.39	8.83	2.39	8.53	2.38	9.26	2.40	9.74	2.41
	35	9.15	2.48	8.62	2.47	8.45	2.47	8.10	2.46	8.76	2.48	9.20	2.50
	40	8.29	2.45	7.71	2.44	7.52	2.44	7.14	2.43	7.59	2.45	7.89	2.46
	43	7.57	2.34	6.99	2.33	6.80	2.33	6.42	2.33	6.70	2.34	6.89	2.34
	46	6.67	2.16	6.13	2.16	5.95	2.15	5.60	2.15	5.67	2.15	5.72	2.15
1.6 + 1.6 + 5.0	22	9.65	1.58	9.64	1.58	9.64	1.58	9.63	1.58	10.39	1.57	10.90	1.56
	25	9.93	1.89	9.75	1.89	9.68	1.89	9.56	1.89	10.36	1.89	10.90	1.89
	29	10.02	2.20	9.65	2.20	9.53	2.20	9.29	2.20	10.09	2.21	10.63	2.22
	32	9.90	2.36	9.42	2.35	9.26	2.35	8.95	2.34	9.71	2.36	10.22	2.37
	35	9.60	2.44	9.05	2.43	8.87	2.43	8.50	2.42	9.19	2.44	9.65	2.46
	40	8.70	2.41	8.10	2.40	7.89	2.40	7.49	2.39	7.97	2.41	8.28	2.42
	43	7.94	2.31	7.34	2.30	7.14	2.29	6.74	2.29	7.03	2.30	7.23	2.31
	46	7.00	2.13	6.43	2.12	6.25	2.12	5.87	2.11	5.95	2.11	6.00	2.11

Combination (Capacity)	Outdoor Air Temp. °C DB	Indoor Air Temp. °C WB											
		27/16		27/17.5		27/18		27/19		27/22		27/24	
		Total Q	Input Power	Total Q	Input Power	Total Q	Input Power	Total Q	Input Power	Total Q	Input Power	Total Q	Input Power
1.6 + 1.6 + 6.0	22	9.65	1.58	9.64	1.58	9.64	1.58	9.63	1.58	10.39	1.57	10.90	1.56
	25	9.93	1.89	9.75	1.89	9.68	1.89	9.56	1.89	10.36	1.89	10.90	1.89
	29	10.02	2.20	9.65	2.20	9.53	2.20	9.29	2.20	10.09	2.21	10.63	2.22
	32	9.90	2.36	9.42	2.35	9.26	2.35	8.95	2.34	9.71	2.36	10.22	2.37
	35	9.60	2.44	9.05	2.43	8.87	2.43	8.50	2.42	9.19	2.44	9.65	2.46
	40	8.70	2.41	8.10	2.40	7.89	2.40	7.49	2.39	7.97	2.41	8.28	2.42
	43	7.94	2.31	7.34	2.30	7.14	2.29	6.74	2.29	7.03	2.30	7.23	2.31
	46	7.00	2.13	6.43	2.12	6.25	2.12	5.87	2.11	5.95	2.11	6.00	2.11
1.6 + 2.0 + 2.0	22	9.08	1.61	9.07	1.61	9.07	1.61	9.06	1.61	9.78	1.59	10.26	1.58
	25	9.35	1.92	9.17	1.92	9.11	1.92	9.00	1.92	9.75	1.92	10.26	1.92
	29	9.43	2.24	9.08	2.24	8.97	2.24	8.74	2.24	9.50	2.25	10.00	2.25
	32	9.32	2.40	8.87	2.39	8.72	2.39	8.42	2.38	9.14	2.40	9.62	2.41
	35	9.04	2.48	8.52	2.47	8.35	2.47	8.00	2.46	8.65	2.48	9.08	2.50
	40	8.19	2.45	7.62	2.44	7.43	2.44	7.05	2.43	7.50	2.45	7.79	2.46
	43	7.47	2.34	6.91	2.33	6.72	2.33	6.34	2.33	6.62	2.34	6.81	2.34
	46	6.58	2.16	6.06	2.16	5.88	2.15	5.53	2.15	5.60	2.15	5.65	2.15
1.6 + 2.0 + 2.5	22	9.08	1.61	9.07	1.61	9.07	1.61	9.06	1.61	9.78	1.59	10.26	1.58
	25	9.35	1.92	9.17	1.92	9.11	1.92	9.00	1.92	9.75	1.92	10.26	1.92
	29	9.43	2.24	9.08	2.24	8.97	2.24	8.74	2.24	9.50	2.25	10.00	2.25
	32	9.32	2.40	8.87	2.39	8.72	2.39	8.42	2.38	9.14	2.40	9.62	2.41
	35	9.04	2.48	8.52	2.47	8.35	2.47	8.00	2.46	8.65	2.48	9.08	2.50
	40	8.19	2.45	7.62	2.44	7.43	2.44	7.05	2.43	7.50	2.45	7.79	2.46
	43	7.47	2.34	6.91	2.33	6.72	2.33	6.34	2.33	6.62	2.34	6.81	2.34
	46	6.58	2.16	6.06	2.16	5.88	2.15	5.53	2.15	5.60	2.15	5.65	2.15
1.6 + 2.0 + 3.5	22	9.08	1.55	9.07	1.55	9.07	1.55	9.06	1.55	9.78	1.54	10.26	1.53
	25	9.35	1.85	9.17	1.85	9.11	1.85	9.00	1.85	9.75	1.85	10.26	1.85
	29	9.43	2.15	9.08	2.15	8.97	2.15	8.74	2.15	9.50	2.16	10.00	2.17
	32	9.32	2.31	8.87	2.30	8.72	2.30	8.42	2.29	9.14	2.31	9.62	2.32
	35	9.04	2.39	8.52	2.38	8.35	2.38	8.00	2.37	8.65	2.39	9.08	2.40
	40	8.19	2.36	7.62	2.35	7.43	2.35	7.05	2.34	7.50	2.36	7.79	2.37
	43	7.47	2.26	6.91	2.25	6.72	2.25	6.34	2.24	6.62	2.25	6.81	2.26
	46	6.58	2.09	6.06	2.08	5.88	2.07	5.53	2.07	5.60	2.07	5.65	2.07
1.6 + 2.0 + 4.2	22	9.20	1.58	9.19	1.58	9.18	1.58	9.18	1.58	9.90	1.57	10.38	1.56
	25	9.46	1.89	9.29	1.89	9.23	1.89	9.11	1.89	9.87	1.89	10.38	1.89
	29	9.54	2.20	9.20	2.20	9.08	2.20	8.85	2.20	9.62	2.21	10.13	2.22
	32	9.44	2.36	8.98	2.35	8.83	2.35	8.53	2.34	9.26	2.36	9.74	2.37
	35	9.15	2.44	8.62	2.43	8.45	2.43	8.10	2.42	8.76	2.44	9.20	2.46
	40	8.29	2.41	7.71	2.40	7.52	2.40	7.14	2.39	7.59	2.41	7.89	2.42
	43	7.57	2.31	6.99	2.30	6.80	2.29	6.42	2.29	6.70	2.30	6.89	2.31
	46	6.67	2.13	6.13	2.12	5.95	2.12	5.60	2.11	5.67	2.11	5.72	2.11

Combination (Capacity)	Outdoor Air Temp. °C DB	Indoor Air Temp. °C WB											
		27/16		27/17.5		27/18		27/19		27/22		27/24	
		Total Q	Input Power	Total Q	Input Power	Total Q	Input Power	Total Q	Input Power	Total Q	Input Power	Total Q	Input Power
1.6 + 2.0 + 5.0	22	9.65	1.58	9.64	1.58	9.64	1.58	9.63	1.58	10.39	1.57	10.90	1.56
	25	9.93	1.89	9.75	1.89	9.68	1.89	9.56	1.89	10.36	1.89	10.90	1.89
	29	10.02	2.20	9.65	2.20	9.53	2.20	9.29	2.20	10.09	2.21	10.63	2.22
	32	9.90	2.36	9.42	2.35	9.26	2.35	8.95	2.34	9.71	2.36	10.22	2.37
	35	9.60	2.44	9.05	2.43	8.87	2.43	8.50	2.42	9.19	2.44	9.65	2.46
	40	8.70	2.41	8.10	2.40	7.89	2.40	7.49	2.39	7.97	2.41	8.28	2.42
	43	7.94	2.31	7.34	2.30	7.14	2.29	6.74	2.29	7.03	2.30	7.23	2.31
	46	7.00	2.13	6.43	2.12	6.25	2.12	5.87	2.11	5.95	2.11	6.00	2.11
1.6 + 2.0 + 6.0	22	9.65	1.58	9.64	1.58	9.64	1.58	9.63	1.58	10.39	1.57	10.90	1.56
	25	9.93	1.89	9.75	1.89	9.68	1.89	9.56	1.89	10.36	1.89	10.90	1.89
	29	10.02	2.20	9.65	2.20	9.53	2.20	9.29	2.20	10.09	2.21	10.63	2.22
	32	9.90	2.36	9.42	2.35	9.26	2.35	8.95	2.34	9.71	2.36	10.22	2.37
	35	9.60	2.44	9.05	2.43	8.87	2.43	8.50	2.42	9.19	2.44	9.65	2.46
	40	8.70	2.41	8.10	2.40	7.89	2.40	7.49	2.39	7.97	2.41	8.28	2.42
	43	7.94	2.31	7.34	2.30	7.14	2.29	6.74	2.29	7.03	2.30	7.23	2.31
	46	7.00	2.13	6.43	2.12	6.25	2.12	5.87	2.11	5.95	2.11	6.00	2.11
1.6 + 2.5 + 2.5	22	9.08	1.61	9.07	1.61	9.07	1.61	9.06	1.61	9.78	1.59	10.26	1.58
	25	9.35	1.92	9.17	1.92	9.11	1.92	9.00	1.92	9.75	1.92	10.26	1.92
	29	9.43	2.24	9.08	2.24	8.97	2.24	8.74	2.24	9.50	2.25	10.00	2.25
	32	9.32	2.40	8.87	2.39	8.72	2.39	8.42	2.38	9.14	2.40	9.62	2.41
	35	9.04	2.48	8.52	2.47	8.35	2.47	8.00	2.46	8.65	2.48	9.08	2.50
	40	8.19	2.45	7.62	2.44	7.43	2.44	7.05	2.43	7.50	2.45	7.79	2.46
	43	7.47	2.34	6.91	2.33	6.72	2.33	6.34	2.33	6.62	2.34	6.81	2.34
	46	6.58	2.16	6.06	2.16	5.88	2.15	5.53	2.15	5.60	2.15	5.65	2.15
1.6 + 2.5 + 3.5	22	9.08	1.55	9.07	1.55	9.07	1.55	9.06	1.55	9.78	1.54	10.26	1.53
	25	9.35	1.85	9.17	1.85	9.11	1.85	9.00	1.85	9.75	1.85	10.26	1.85
	29	9.43	2.15	9.08	2.15	8.97	2.15	8.74	2.15	9.50	2.16	10.00	2.17
	32	9.32	2.31	8.87	2.30	8.72	2.30	8.42	2.29	9.14	2.31	9.62	2.32
	35	9.04	2.39	8.52	2.38	8.35	2.38	8.00	2.37	8.65	2.39	9.08	2.40
	40	8.19	2.36	7.62	2.35	7.43	2.35	7.05	2.34	7.50	2.36	7.79	2.37
	43	7.47	2.26	6.91	2.25	6.72	2.25	6.34	2.24	6.62	2.25	6.81	2.26
	46	6.58	2.09	6.06	2.08	5.88	2.07	5.53	2.07	5.60	2.07	5.65	2.07
1.6 + 2.5 + 4.2	22	9.20	1.58	9.19	1.58	9.18	1.58	9.18	1.58	9.90	1.57	10.38	1.56
	25	9.46	1.89	9.29	1.89	9.23	1.89	9.11	1.89	9.87	1.89	10.38	1.89
	29	9.54	2.20	9.20	2.20	9.08	2.20	8.85	2.20	9.62	2.21	10.13	2.22
	32	9.44	2.36	8.98	2.35	8.83	2.35	8.53	2.34	9.26	2.36	9.74	2.37
	35	9.15	2.44	8.62	2.43	8.45	2.43	8.10	2.42	8.76	2.44	9.20	2.46
	40	8.29	2.41	7.71	2.40	7.52	2.40	7.14	2.39	7.59	2.41	7.89	2.42
	43	7.57	2.31	6.99	2.30	6.80	2.29	6.42	2.29	6.70	2.30	6.89	2.31
	46	6.67	2.13	6.13	2.12	5.95	2.12	5.60	2.11	5.67	2.11	5.72	2.11

Combination (Capacity)	Outdoor Air Temp. °C DB	Indoor Air Temp. °C WB											
		27/16		27/17.5		27/18		27/19		27/22		27/24	
		Total Q	Input Power	Total Q	Input Power	Total Q	Input Power	Total Q	Input Power	Total Q	Input Power	Total Q	Input Power
1.6 + 2.5 + 5.0	22	9.65	1.58	9.64	1.58	9.64	1.58	9.63	1.58	10.39	1.57	10.90	1.56
	25	9.93	1.89	9.75	1.89	9.68	1.89	9.56	1.89	10.36	1.89	10.90	1.89
	29	10.02	2.20	9.65	2.20	9.53	2.20	9.29	2.20	10.09	2.21	10.63	2.22
	32	9.90	2.36	9.42	2.35	9.26	2.35	8.95	2.34	9.71	2.36	10.22	2.37
	35	9.60	2.44	9.05	2.43	8.87	2.43	8.50	2.42	9.19	2.44	9.65	2.46
	40	8.70	2.41	8.10	2.40	7.89	2.40	7.49	2.39	7.97	2.41	8.28	2.42
	43	7.94	2.31	7.34	2.30	7.14	2.29	6.74	2.29	7.03	2.30	7.23	2.31
	46	7.00	2.13	6.43	2.12	6.25	2.12	5.87	2.11	5.95	2.11	6.00	2.11
1.6 + 2.5 + 6.0	22	9.65	1.58	9.64	1.58	9.64	1.58	9.63	1.58	10.39	1.57	10.90	1.56
	25	9.93	1.89	9.75	1.89	9.68	1.89	9.56	1.89	10.36	1.89	10.90	1.89
	29	10.02	2.20	9.65	2.20	9.53	2.20	9.29	2.20	10.09	2.21	10.63	2.22
	32	9.90	2.36	9.42	2.35	9.26	2.35	8.95	2.34	9.71	2.36	10.22	2.37
	35	9.60	2.44	9.05	2.43	8.87	2.43	8.50	2.42	9.19	2.44	9.65	2.46
	40	8.70	2.41	8.10	2.40	7.89	2.40	7.49	2.39	7.97	2.41	8.28	2.42
	43	7.94	2.31	7.34	2.30	7.14	2.29	6.74	2.29	7.03	2.30	7.23	2.31
	46	7.00	2.13	6.43	2.12	6.25	2.12	5.87	2.11	5.95	2.11	6.00	2.11
1.6 + 3.5 + 3.5	22	9.20	1.55	9.19	1.55	9.18	1.55	9.18	1.55	9.90	1.54	10.38	1.53
	25	9.46	1.85	9.29	1.85	9.23	1.85	9.11	1.85	9.87	1.85	10.38	1.85
	29	9.54	2.15	9.20	2.15	9.08	2.15	8.85	2.15	9.62	2.16	10.13	2.17
	32	9.44	2.31	8.98	2.30	8.83	2.30	8.53	2.29	9.26	2.31	9.74	2.32
	35	9.15	2.39	8.62	2.38	8.45	2.38	8.10	2.37	8.76	2.39	9.20	2.40
	40	8.29	2.36	7.71	2.35	7.52	2.35	7.14	2.34	7.59	2.36	7.89	2.37
	43	7.57	2.26	6.99	2.25	6.80	2.25	6.42	2.24	6.70	2.25	6.89	2.26
	46	6.67	2.09	6.13	2.08	5.95	2.07	5.60	2.07	5.67	2.07	5.72	2.07
1.6 + 3.5 + 4.2	22	9.31	1.58	9.30	1.58	9.30	1.58	9.29	1.58	10.02	1.57	10.51	1.56
	25	9.58	1.89	9.40	1.89	9.34	1.89	9.22	1.89	10.00	1.89	10.51	1.89
	29	9.66	2.20	9.31	2.20	9.19	2.20	8.96	2.20	9.74	2.21	10.25	2.22
	32	9.55	2.36	9.09	2.35	8.94	2.35	8.63	2.34	9.37	2.36	9.86	2.37
	35	9.26	2.44	8.73	2.43	8.55	2.43	8.20	2.42	8.87	2.44	9.31	2.46
	40	8.39	2.41	7.81	2.40	7.62	2.40	7.23	2.39	7.69	2.41	7.99	2.42
	43	7.66	2.31	7.08	2.30	6.89	2.29	6.50	2.29	6.79	2.30	6.98	2.31
	46	6.75	2.13	6.21	2.12	6.03	2.12	5.67	2.11	5.74	2.11	5.79	2.11
1.6 + 3.5 + 5.0	22	9.65	1.56	9.64	1.56	9.64	1.56	9.63	1.56	10.39	1.54	10.90	1.53
	25	9.93	1.86	9.75	1.86	9.68	1.86	9.56	1.86	10.36	1.86	10.90	1.86
	29	10.02	2.16	9.65	2.16	9.53	2.16	9.29	2.16	10.09	2.17	10.63	2.18
	32	9.90	2.32	9.42	2.31	9.26	2.31	8.95	2.30	9.71	2.32	10.22	2.33
	35	9.60	2.40	9.05	2.39	8.87	2.39	8.50	2.38	9.19	2.40	9.65	2.41
	40	8.70	2.37	8.10	2.36	7.89	2.36	7.49	2.35	7.97	2.37	8.28	2.38
	43	7.94	2.27	7.34	2.26	7.14	2.26	6.74	2.25	7.03	2.26	7.23	2.27
	46	7.00	2.09	6.43	2.09	6.25	2.08	5.87	2.08	5.95	2.08	6.00	2.08

Combination (Capacity)	Outdoor Air Temp. °C DB	Indoor Air Temp. °C WB											
		27/16		27/17.5		27/18		27/19		27/22		27/24	
		Total Q	Input Power	Total Q	Input Power	Total Q	Input Power	Total Q	Input Power	Total Q	Input Power	Total Q	Input Power
1.6 + 3.5 + 6.0	22	9.65	1.56	9.64	1.56	9.64	1.56	9.63	1.56	10.39	1.54	10.90	1.53
	25	9.93	1.86	9.75	1.86	9.68	1.86	9.56	1.86	10.36	1.86	10.90	1.86
	29	10.02	2.16	9.65	2.16	9.53	2.16	9.29	2.16	10.09	2.17	10.63	2.18
	32	9.90	2.32	9.42	2.31	9.26	2.31	8.95	2.30	9.71	2.32	10.22	2.33
	35	9.60	2.40	9.05	2.39	8.87	2.39	8.50	2.38	9.19	2.40	9.65	2.41
	40	8.70	2.37	8.10	2.36	7.89	2.36	7.49	2.35	7.97	2.37	8.28	2.38
	43	7.94	2.27	7.34	2.26	7.14	2.26	6.74	2.25	7.03	2.26	7.23	2.27
	46	7.00	2.09	6.43	2.09	6.25	2.08	5.87	2.08	5.95	2.08	6.00	2.08
1.6 + 4.2 + 4.2	22	9.31	1.58	9.30	1.58	9.30	1.58	9.29	1.58	10.02	1.57	10.51	1.56
	25	9.58	1.89	9.40	1.89	9.34	1.89	9.22	1.89	10.00	1.89	10.51	1.89
	29	9.66	2.20	9.31	2.20	9.19	2.20	8.96	2.20	9.74	2.21	10.25	2.22
	32	9.55	2.36	9.09	2.35	8.94	2.35	8.63	2.34	9.37	2.36	9.86	2.37
	35	9.26	2.44	8.73	2.43	8.55	2.43	8.20	2.42	8.87	2.44	9.31	2.46
	40	8.39	2.41	7.81	2.40	7.62	2.40	7.23	2.39	7.69	2.41	7.99	2.42
	43	7.66	2.31	7.08	2.30	6.89	2.29	6.50	2.29	6.79	2.30	6.98	2.31
	46	6.75	2.13	6.21	2.12	6.03	2.12	5.67	2.11	5.74	2.11	5.79	2.11
1.6 + 4.2 + 5.0	22	9.65	1.53	9.64	1.53	9.64	1.53	9.63	1.53	10.39	1.51	10.90	1.50
	25	9.93	1.82	9.75	1.82	9.68	1.82	9.56	1.82	10.36	1.82	10.90	1.82
	29	10.02	2.12	9.65	2.12	9.53	2.12	9.29	2.12	10.09	2.13	10.63	2.14
	32	9.90	2.27	9.42	2.26	9.26	2.26	8.95	2.25	9.71	2.27	10.22	2.28
	35	9.60	2.35	9.05	2.34	8.87	2.34	8.50	2.33	9.19	2.35	9.65	2.36
	40	8.70	2.32	8.10	2.31	7.89	2.31	7.49	2.30	7.97	2.32	8.28	2.33
	43	7.94	2.22	7.34	2.21	7.14	2.21	6.74	2.20	7.03	2.21	7.23	2.22
	46	7.00	2.05	6.43	2.04	6.25	2.04	5.87	2.03	5.95	2.03	6.00	2.03
2.0 + 2.0 + 2.0	22	9.08	1.58	9.07	1.58	9.07	1.58	9.06	1.58	9.78	1.56	10.26	1.55
	25	9.35	1.88	9.17	1.88	9.11	1.88	9.00	1.88	9.75	1.88	10.26	1.88
	29	9.43	2.19	9.08	2.19	8.97	2.19	8.74	2.19	9.50	2.20	10.00	2.21
	32	9.32	2.35	8.87	2.34	8.72	2.34	8.42	2.33	9.14	2.35	9.62	2.36
	35	9.04	2.43	8.52	2.42	8.35	2.42	8.00	2.41	8.65	2.43	9.08	2.45
	40	8.19	2.40	7.62	2.39	7.43	2.39	7.05	2.38	7.50	2.40	7.79	2.41
	43	7.47	2.30	6.91	2.29	6.72	2.28	6.34	2.28	6.62	2.29	6.81	2.30
	46	6.58	2.12	6.06	2.11	5.88	2.11	5.53	2.10	5.60	2.10	5.65	2.10
2.0 + 2.0 + 2.5	22	9.08	1.58	9.07	1.58	9.07	1.58	9.06	1.58	9.78	1.56	10.26	1.55
	25	9.35	1.88	9.17	1.88	9.11	1.88	9.00	1.88	9.75	1.88	10.26	1.88
	29	9.43	2.19	9.08	2.19	8.97	2.19	8.74	2.19	9.50	2.20	10.00	2.21
	32	9.32	2.35	8.87	2.34	8.72	2.34	8.42	2.33	9.14	2.35	9.62	2.36
	35	9.04	2.43	8.52	2.42	8.35	2.42	8.00	2.41	8.65	2.43	9.08	2.45
	40	8.19	2.40	7.62	2.39	7.43	2.39	7.05	2.38	7.50	2.40	7.79	2.41
	43	7.47	2.30	6.91	2.29	6.72	2.28	6.34	2.28	6.62	2.29	6.81	2.30
	46	6.58	2.12	6.06	2.11	5.88	2.11	5.53	2.10	5.60	2.10	5.65	2.10

Combination (Capacity)	Outdoor Air Temp. °C DB	Indoor Air Temp. °C WB											
		27/16		27/17.5		27/18		27/19		27/22		27/24	
		Total Q	Input Power	Total Q	Input Power	Total Q	Input Power	Total Q	Input Power	Total Q	Input Power	Total Q	Input Power
2.0 + 2.0 + 3.5	22	9.08	1.52	9.07	1.52	9.07	1.52	9.06	1.52	9.78	1.50	10.26	1.49
	25	9.35	1.81	9.17	1.81	9.11	1.81	9.00	1.81	9.75	1.81	10.26	1.81
	29	9.43	2.11	9.08	2.11	8.97	2.11	8.74	2.11	9.50	2.12	10.00	2.13
	32	9.32	2.26	8.87	2.25	8.72	2.25	8.42	2.24	9.14	2.26	9.62	2.27
	35	9.04	2.34	8.52	2.33	8.35	2.33	8.00	2.32	8.65	2.34	9.08	2.35
	40	8.19	2.31	7.62	2.30	7.43	2.30	7.05	2.29	7.50	2.31	7.79	2.32
	43	7.47	2.21	6.91	2.20	6.72	2.20	6.34	2.19	6.62	2.20	6.81	2.21
	46	6.58	2.04	6.06	2.03	5.88	2.03	5.53	2.02	5.60	2.02	5.65	2.02
2.0 + 2.0 + 4.2	22	9.20	1.58	9.19	1.58	9.18	1.58	9.18	1.58	9.90	1.57	10.38	1.56
	25	9.46	1.89	9.29	1.89	9.23	1.89	9.11	1.89	9.87	1.89	10.38	1.89
	29	9.54	2.20	9.20	2.20	9.08	2.20	8.85	2.20	9.62	2.21	10.13	2.22
	32	9.44	2.36	8.98	2.35	8.83	2.35	8.53	2.34	9.26	2.36	9.74	2.37
	35	9.15	2.44	8.62	2.43	8.45	2.43	8.10	2.42	8.76	2.44	9.20	2.46
	40	8.29	2.41	7.71	2.40	7.52	2.40	7.14	2.39	7.59	2.41	7.89	2.42
	43	7.57	2.31	6.99	2.30	6.80	2.29	6.42	2.29	6.70	2.30	6.89	2.31
	46	6.67	2.13	6.13	2.12	5.95	2.12	5.60	2.11	5.67	2.11	5.72	2.11
2.0 + 2.0 + 5.0	22	9.65	1.56	9.64	1.56	9.64	1.56	9.63	1.56	10.39	1.54	10.90	1.53
	25	9.93	1.86	9.75	1.86	9.68	1.86	9.56	1.86	10.36	1.86	10.90	1.86
	29	10.02	2.16	9.65	2.16	9.53	2.16	9.29	2.16	10.09	2.17	10.63	2.18
	32	9.90	2.32	9.42	2.31	9.26	2.31	8.95	2.30	9.71	2.32	10.22	2.33
	35	9.60	2.40	9.05	2.39	8.87	2.39	8.50	2.38	9.19	2.40	9.65	2.41
	40	8.70	2.37	8.10	2.36	7.89	2.36	7.49	2.35	7.97	2.37	8.28	2.38
	43	7.94	2.27	7.34	2.26	7.14	2.26	6.74	2.25	7.03	2.26	7.23	2.27
	46	7.00	2.09	6.43	2.09	6.25	2.08	5.87	2.08	5.95	2.08	6.00	2.08
2.0 + 2.0 + 6.0	22	9.65	1.56	9.64	1.56	9.64	1.56	9.63	1.56	10.39	1.54	10.90	1.53
	25	9.93	1.86	9.75	1.86	9.68	1.86	9.56	1.86	10.36	1.86	10.90	1.86
	29	10.02	2.16	9.65	2.16	9.53	2.16	9.29	2.16	10.09	2.17	10.63	2.18
	32	9.90	2.32	9.42	2.31	9.26	2.31	8.95	2.30	9.71	2.32	10.22	2.33
	35	9.60	2.40	9.05	2.39	8.87	2.39	8.50	2.38	9.19	2.40	9.65	2.41
	40	8.70	2.37	8.10	2.36	7.89	2.36	7.49	2.35	7.97	2.37	8.28	2.38
	43	7.94	2.27	7.34	2.26	7.14	2.26	6.74	2.25	7.03	2.26	7.23	2.27
	46	7.00	2.09	6.43	2.09	6.25	2.08	5.87	2.08	5.95	2.08	6.00	2.08
2.0 + 2.5 + 2.5	22	9.08	1.58	9.07	1.58	9.07	1.58	9.06	1.58	9.78	1.56	10.26	1.55
	25	9.35	1.88	9.17	1.88	9.11	1.88	9.00	1.88	9.75	1.88	10.26	1.88
	29	9.43	2.19	9.08	2.19	8.97	2.19	8.74	2.19	9.50	2.20	10.00	2.21
	32	9.32	2.35	8.87	2.34	8.72	2.34	8.42	2.33	9.14	2.35	9.62	2.36
	35	9.04	2.43	8.52	2.42	8.35	2.42	8.00	2.41	8.65	2.43	9.08	2.45
	40	8.19	2.40	7.62	2.39	7.43	2.39	7.05	2.38	7.50	2.40	7.79	2.41
	43	7.47	2.30	6.91	2.29	6.72	2.28	6.34	2.28	6.62	2.29	6.81	2.30
	46	6.58	2.12	6.06	2.11	5.88	2.11	5.53	2.10	5.60	2.10	5.65	2.10

Combination (Capacity)	Outdoor Air Temp. °C DB	Indoor Air Temp. °C WB											
		27/16		27/17.5		27/18		27/19		27/22		27/24	
		Total Q	Input Power	Total Q	Input Power	Total Q	Input Power	Total Q	Input Power	Total Q	Input Power	Total Q	Input Power
2.0 + 2.5 + 3.5	22	9.08	1.52	9.07	1.52	9.07	1.52	9.06	1.52	9.78	1.50	10.26	1.49
	25	9.35	1.81	9.17	1.81	9.11	1.81	9.00	1.81	9.75	1.81	10.26	1.81
	29	9.43	2.11	9.08	2.11	8.97	2.11	8.74	2.11	9.50	2.12	10.00	2.13
	32	9.32	2.26	8.87	2.25	8.72	2.25	8.42	2.24	9.14	2.26	9.62	2.27
	35	9.04	2.34	8.52	2.33	8.35	2.33	8.00	2.32	8.65	2.34	9.08	2.35
	40	8.19	2.31	7.62	2.30	7.43	2.30	7.05	2.29	7.50	2.31	7.79	2.32
	43	7.47	2.21	6.91	2.20	6.72	2.20	6.34	2.19	6.62	2.20	6.81	2.21
	46	6.58	2.04	6.06	2.03	5.88	2.03	5.53	2.02	5.60	2.02	5.65	2.02
2.0 + 2.5 + 4.2	22	9.20	1.58	9.19	1.58	9.18	1.58	9.18	1.58	9.90	1.57	10.38	1.56
	25	9.46	1.89	9.29	1.89	9.23	1.89	9.11	1.89	9.87	1.89	10.38	1.89
	29	9.54	2.20	9.20	2.20	9.08	2.20	8.85	2.20	9.62	2.21	10.13	2.22
	32	9.44	2.36	8.98	2.35	8.83	2.35	8.53	2.34	9.26	2.36	9.74	2.37
	35	9.15	2.44	8.62	2.43	8.45	2.43	8.10	2.42	8.76	2.44	9.20	2.46
	40	8.29	2.41	7.71	2.40	7.52	2.40	7.14	2.39	7.59	2.41	7.89	2.42
	43	7.57	2.31	6.99	2.30	6.80	2.29	6.42	2.29	6.70	2.30	6.89	2.31
	46	6.67	2.13	6.13	2.12	5.95	2.12	5.60	2.11	5.67	2.11	5.72	2.11
2.0 + 2.5 + 5.0	22	9.65	1.56	9.64	1.56	9.64	1.56	9.63	1.56	10.39	1.54	10.90	1.53
	25	9.93	1.86	9.75	1.86	9.68	1.86	9.56	1.86	10.36	1.86	10.90	1.86
	29	10.02	2.16	9.65	2.16	9.53	2.16	9.29	2.16	10.09	2.17	10.63	2.18
	32	9.90	2.32	9.42	2.31	9.26	2.31	8.95	2.30	9.71	2.32	10.22	2.33
	35	9.60	2.40	9.05	2.39	8.87	2.39	8.50	2.38	9.19	2.40	9.65	2.41
	40	8.70	2.37	8.10	2.36	7.89	2.36	7.49	2.35	7.97	2.37	8.28	2.38
	43	7.94	2.27	7.34	2.26	7.14	2.26	6.74	2.25	7.03	2.26	7.23	2.27
	46	7.00	2.09	6.43	2.09	6.25	2.08	5.87	2.08	5.95	2.08	6.00	2.08
2.0 + 2.5 + 6.0	22	9.65	1.56	9.64	1.56	9.64	1.56	9.63	1.56	10.39	1.54	10.90	1.53
	25	9.93	1.86	9.75	1.86	9.68	1.86	9.56	1.86	10.36	1.86	10.90	1.86
	29	10.02	2.16	9.65	2.16	9.53	2.16	9.29	2.16	10.09	2.17	10.63	2.18
	32	9.90	2.32	9.42	2.31	9.26	2.31	8.95	2.30	9.71	2.32	10.22	2.33
	35	9.60	2.40	9.05	2.39	8.87	2.39	8.50	2.38	9.19	2.40	9.65	2.41
	40	8.70	2.37	8.10	2.36	7.89	2.36	7.49	2.35	7.97	2.37	8.28	2.38
	43	7.94	2.27	7.34	2.26	7.14	2.26	6.74	2.25	7.03	2.26	7.23	2.27
	46	7.00	2.09	6.43	2.09	6.25	2.08	5.87	2.08	5.95	2.08	6.00	2.08
2.0 + 3.5 + 3.5	22	9.20	1.53	9.19	1.53	9.18	1.53	9.18	1.53	9.90	1.51	10.38	1.50
	25	9.46	1.82	9.29	1.82	9.23	1.82	9.11	1.82	9.87	1.82	10.38	1.82
	29	9.54	2.12	9.20	2.12	9.08	2.12	8.85	2.12	9.62	2.13	10.13	2.14
	32	9.44	2.27	8.98	2.26	8.83	2.26	8.53	2.25	9.26	2.27	9.74	2.28
	35	9.15	2.35	8.62	2.34	8.45	2.34	8.10	2.33	8.76	2.35	9.20	2.36
	40	8.29	2.32	7.71	2.31	7.52	2.31	7.14	2.30	7.59	2.32	7.89	2.33
	43	7.57	2.22	6.99	2.21	6.80	2.21	6.42	2.20	6.70	2.21	6.89	2.22
	46	6.67	2.05	6.13	2.04	5.95	2.04	5.60	2.03	5.67	2.03	5.72	2.03

Combination (Capacity)	Outdoor Air Temp. °C DB	Indoor Air Temp. °C WB											
		27/16		27/17.5		27/18		27/19		27/22		27/24	
		Total Q	Input Power	Total Q	Input Power	Total Q	Input Power	Total Q	Input Power	Total Q	Input Power	Total Q	Input Power
2.0 + 3.5 + 4.2	22	9.31	1.58	9.30	1.58	9.30	1.58	9.29	1.58	10.02	1.57	10.51	1.56
	25	9.58	1.89	9.40	1.89	9.34	1.89	9.22	1.89	10.00	1.89	10.51	1.89
	29	9.66	2.20	9.31	2.20	9.19	2.20	8.96	2.20	9.74	2.21	10.25	2.22
	32	9.55	2.36	9.09	2.35	8.94	2.35	8.63	2.34	9.37	2.36	9.86	2.37
	35	9.26	2.44	8.73	2.43	8.55	2.43	8.20	2.42	8.87	2.44	9.31	2.46
	40	8.39	2.41	7.81	2.40	7.62	2.40	7.23	2.39	7.69	2.41	7.99	2.42
	43	7.66	2.31	7.08	2.30	6.89	2.29	6.50	2.29	6.79	2.30	6.98	2.31
	46	6.75	2.13	6.21	2.12	6.03	2.12	5.67	2.11	5.74	2.11	5.79	2.11
2.0 + 3.5 + 5.0	22	9.65	1.53	9.64	1.53	9.64	1.53	9.63	1.53	10.39	1.51	10.90	1.50
	25	9.93	1.82	9.75	1.82	9.68	1.82	9.56	1.82	10.36	1.82	10.90	1.82
	29	10.02	2.12	9.65	2.12	9.53	2.12	9.29	2.12	10.09	2.13	10.63	2.14
	32	9.90	2.27	9.42	2.26	9.26	2.26	8.95	2.25	9.71	2.27	10.22	2.28
	35	9.60	2.35	9.05	2.34	8.87	2.34	8.50	2.33	9.19	2.35	9.65	2.36
	40	8.70	2.32	8.10	2.31	7.89	2.31	7.49	2.30	7.97	2.32	8.28	2.33
	43	7.94	2.22	7.34	2.21	7.14	2.21	6.74	2.20	7.03	2.21	7.23	2.22
	46	7.00	2.05	6.43	2.04	6.25	2.04	5.87	2.03	5.95	2.03	6.00	2.03
2.0 + 3.5 + 6.0	22	9.65	1.53	9.64	1.53	9.64	1.53	9.63	1.53	10.39	1.51	10.90	1.50
	25	9.93	1.82	9.75	1.82	9.68	1.82	9.56	1.82	10.36	1.82	10.90	1.82
	29	10.02	2.12	9.65	2.12	9.53	2.12	9.29	2.12	10.09	2.13	10.63	2.14
	32	9.90	2.27	9.42	2.26	9.26	2.26	8.95	2.25	9.71	2.27	10.22	2.28
	35	9.60	2.35	9.05	2.34	8.87	2.34	8.50	2.33	9.19	2.35	9.65	2.36
	40	8.70	2.32	8.10	2.31	7.89	2.31	7.49	2.30	7.97	2.32	8.28	2.33
	43	7.94	2.22	7.34	2.21	7.14	2.21	6.74	2.20	7.03	2.21	7.23	2.22
	46	7.00	2.05	6.43	2.04	6.25	2.04	5.87	2.03	5.95	2.03	6.00	2.03
2.0 + 4.2 + 4.2	22	9.31	1.55	9.30	1.55	9.30	1.55	9.29	1.55	10.02	1.54	10.51	1.53
	25	9.58	1.85	9.40	1.85	9.34	1.85	9.22	1.85	10.00	1.85	10.51	1.85
	29	9.66	2.15	9.31	2.15	9.19	2.15	8.96	2.15	9.74	2.16	10.25	2.17
	32	9.55	2.31	9.09	2.30	8.94	2.30	8.63	2.29	9.37	2.31	9.86	2.32
	35	9.26	2.39	8.73	2.38	8.55	2.38	8.20	2.37	8.87	2.39	9.31	2.40
	40	8.39	2.36	7.81	2.35	7.62	2.35	7.23	2.34	7.69	2.36	7.99	2.37
	43	7.66	2.26	7.08	2.25	6.89	2.25	6.50	2.24	6.79	2.25	6.98	2.26
	46	6.75	2.09	6.21	2.08	6.03	2.07	5.67	2.07	5.74	2.07	5.79	2.07
2.0 + 4.2 + 5.0	22	9.65	1.53	9.64	1.53	9.64	1.53	9.63	1.53	10.39	1.51	10.90	1.50
	25	9.93	1.82	9.75	1.82	9.68	1.82	9.56	1.82	10.36	1.82	10.90	1.82
	29	10.02	2.12	9.65	2.12	9.53	2.12	9.29	2.12	10.09	2.13	10.63	2.14
	32	9.90	2.27	9.42	2.26	9.26	2.26	8.95	2.25	9.71	2.27	10.22	2.28
	35	9.60	2.35	9.05	2.34	8.87	2.34	8.50	2.33	9.19	2.35	9.65	2.36
	40	8.70	2.32	8.10	2.31	7.89	2.31	7.49	2.30	7.97	2.32	8.28	2.33
	43	7.94	2.22	7.34	2.21	7.14	2.21	6.74	2.20	7.03	2.21	7.23	2.22
	46	7.00	2.05	6.43	2.04	6.25	2.04	5.87	2.03	5.95	2.03	6.00	2.03

Combination (Capacity)	Outdoor Air Temp. °C DB	Indoor Air Temp. °C WB											
		27/16		27/17.5		27/18		27/19		27/22		27/24	
		Total Q	Input Power	Total Q	Input Power	Total Q	Input Power	Total Q	Input Power	Total Q	Input Power	Total Q	Input Power
2.5 + 2.5 + 2.5	22	9.08	1.58	9.07	1.58	9.07	1.58	9.06	1.58	9.78	1.56	10.26	1.55
	25	9.35	1.88	9.17	1.88	9.11	1.88	9.00	1.88	9.75	1.88	10.26	1.88
	29	9.43	2.19	9.08	2.19	8.97	2.19	8.74	2.19	9.50	2.20	10.00	2.21
	32	9.32	2.35	8.87	2.34	8.72	2.34	8.42	2.33	9.14	2.35	9.62	2.36
	35	9.04	2.43	8.52	2.42	8.35	2.42	8.00	2.41	8.65	2.43	9.08	2.45
	40	8.19	2.40	7.62	2.39	7.43	2.39	7.05	2.38	7.50	2.40	7.79	2.41
	43	7.47	2.30	6.91	2.29	6.72	2.28	6.34	2.28	6.62	2.29	6.81	2.30
	46	6.58	2.12	6.06	2.11	5.88	2.11	5.53	2.10	5.60	2.10	5.65	2.10
2.5 + 2.5 + 3.5	22	9.08	1.52	9.07	1.52	9.07	1.52	9.06	1.52	9.78	1.50	10.26	1.49
	25	9.35	1.81	9.17	1.81	9.11	1.81	9.00	1.81	9.75	1.81	10.26	1.81
	29	9.43	2.11	9.08	2.11	8.97	2.11	8.74	2.11	9.50	2.12	10.00	2.13
	32	9.32	2.26	8.87	2.25	8.72	2.25	8.42	2.24	9.14	2.26	9.62	2.27
	35	9.04	2.34	8.52	2.33	8.35	2.33	8.00	2.32	8.65	2.34	9.08	2.35
	40	8.19	2.31	7.62	2.30	7.43	2.30	7.05	2.29	7.50	2.31	7.79	2.32
	43	7.47	2.21	6.91	2.20	6.72	2.20	6.34	2.19	6.62	2.20	6.81	2.21
	46	6.58	2.04	6.06	2.03	5.88	2.03	5.53	2.02	5.60	2.02	5.65	2.02
2.5 + 2.5 + 4.2	22	9.20	1.58	9.19	1.58	9.18	1.58	9.18	1.58	9.90	1.57	10.38	1.56
	25	9.46	1.89	9.29	1.89	9.23	1.89	9.11	1.89	9.87	1.89	10.38	1.89
	29	9.54	2.20	9.20	2.20	9.08	2.20	8.85	2.20	9.62	2.21	10.13	2.22
	32	9.44	2.36	8.98	2.35	8.83	2.35	8.53	2.34	9.26	2.36	9.74	2.37
	35	9.15	2.44	8.62	2.43	8.45	2.43	8.10	2.42	8.76	2.44	9.20	2.46
	40	8.29	2.41	7.71	2.40	7.52	2.40	7.14	2.39	7.59	2.41	7.89	2.42
	43	7.57	2.31	6.99	2.30	6.80	2.29	6.42	2.29	6.70	2.30	6.89	2.31
	46	6.67	2.13	6.13	2.12	5.95	2.12	5.60	2.11	5.67	2.11	5.72	2.11
2.5 + 2.5 + 5.0	22	9.65	1.56	9.64	1.56	9.64	1.56	9.63	1.56	10.39	1.54	10.90	1.53
	25	9.93	1.86	9.75	1.86	9.68	1.86	9.56	1.86	10.36	1.86	10.90	1.86
	29	10.02	2.16	9.65	2.16	9.53	2.16	9.29	2.16	10.09	2.17	10.63	2.18
	32	9.90	2.32	9.42	2.31	9.26	2.31	8.95	2.30	9.71	2.32	10.22	2.33
	35	9.60	2.40	9.05	2.39	8.87	2.39	8.50	2.38	9.19	2.40	9.65	2.41
	40	8.70	2.37	8.10	2.36	7.89	2.36	7.49	2.35	7.97	2.37	8.28	2.38
	43	7.94	2.27	7.34	2.26	7.14	2.26	6.74	2.25	7.03	2.26	7.23	2.27
	46	7.00	2.09	6.43	2.09	6.25	2.08	5.87	2.08	5.95	2.08	6.00	2.08
2.5 + 2.5 + 6.0	22	9.65	1.56	9.64	1.56	9.64	1.56	9.63	1.56	10.39	1.54	10.90	1.53
	25	9.93	1.86	9.75	1.86	9.68	1.86	9.56	1.86	10.36	1.86	10.90	1.86
	29	10.02	2.16	9.65	2.16	9.53	2.16	9.29	2.16	10.09	2.17	10.63	2.18
	32	9.90	2.32	9.42	2.31	9.26	2.31	8.95	2.30	9.71	2.32	10.22	2.33
	35	9.60	2.40	9.05	2.39	8.87	2.39	8.50	2.38	9.19	2.40	9.65	2.41
	40	8.70	2.37	8.10	2.36	7.89	2.36	7.49	2.35	7.97	2.37	8.28	2.38
	43	7.94	2.27	7.34	2.26	7.14	2.26	6.74	2.25	7.03	2.26	7.23	2.27
	46	7.00	2.09	6.43	2.09	6.25	2.08	5.87	2.08	5.95	2.08	6.00	2.08

Combination (Capacity)	Outdoor Air Temp. °C DB	Indoor Air Temp. °C WB											
		27/16		27/17.5		27/18		27/19		27/22		27/24	
		Total Q	Input Power	Total Q	Input Power	Total Q	Input Power	Total Q	Input Power	Total Q	Input Power	Total Q	Input Power
2.5 + 3.5 + 3.5	22	9.20	1.53	9.19	1.53	9.18	1.53	9.18	1.53	9.90	1.51	10.38	1.50
	25	9.46	1.82	9.29	1.82	9.23	1.82	9.11	1.82	9.87	1.82	10.38	1.82
	29	9.54	2.12	9.20	2.12	9.08	2.12	8.85	2.12	9.62	2.13	10.13	2.14
	32	9.44	2.27	8.98	2.26	8.83	2.26	8.53	2.25	9.26	2.27	9.74	2.28
	35	9.15	2.35	8.62	2.34	8.45	2.34	8.10	2.33	8.76	2.35	9.20	2.36
	40	8.29	2.32	7.71	2.31	7.52	2.31	7.14	2.30	7.59	2.32	7.89	2.33
	43	7.57	2.22	6.99	2.21	6.80	2.21	6.42	2.20	6.70	2.21	6.89	2.22
	46	6.67	2.05	6.13	2.04	5.95	2.04	5.60	2.03	5.67	2.03	5.72	2.03
2.5 + 3.5 + 4.2	22	9.31	1.58	9.30	1.58	9.30	1.58	9.29	1.58	10.02	1.57	10.51	1.56
	25	9.58	1.89	9.40	1.89	9.34	1.89	9.22	1.89	10.00	1.89	10.51	1.89
	29	9.66	2.20	9.31	2.20	9.19	2.20	8.96	2.20	9.74	2.21	10.25	2.22
	32	9.55	2.36	9.09	2.35	8.94	2.35	8.63	2.34	9.37	2.36	9.86	2.37
	35	9.26	2.44	8.73	2.43	8.55	2.43	8.20	2.42	8.87	2.44	9.31	2.46
	40	8.39	2.41	7.81	2.40	7.62	2.40	7.23	2.39	7.69	2.41	7.99	2.42
	43	7.66	2.31	7.08	2.30	6.89	2.29	6.50	2.29	6.79	2.30	6.98	2.31
	46	6.75	2.13	6.21	2.12	6.03	2.12	5.67	2.11	5.74	2.11	5.79	2.11
2.5 + 3.5 + 5.0	22	9.65	1.53	9.64	1.53	9.64	1.53	9.63	1.53	10.39	1.51	10.90	1.50
	25	9.93	1.82	9.75	1.82	9.68	1.82	9.56	1.82	10.36	1.82	10.90	1.82
	29	10.02	2.12	9.65	2.12	9.53	2.12	9.29	2.12	10.09	2.13	10.63	2.14
	32	9.90	2.27	9.42	2.26	9.26	2.26	8.95	2.25	9.71	2.27	10.22	2.28
	35	9.60	2.35	9.05	2.34	8.87	2.34	8.50	2.33	9.19	2.35	9.65	2.36
	40	8.70	2.32	8.10	2.31	7.89	2.31	7.49	2.30	7.97	2.32	8.28	2.33
	43	7.94	2.22	7.34	2.21	7.14	2.21	6.74	2.20	7.03	2.21	7.23	2.22
	46	7.00	2.05	6.43	2.04	6.25	2.04	5.87	2.03	5.95	2.03	6.00	2.03
2.5 + 4.2 + 4.2	22	9.31	1.55	9.30	1.55	9.30	1.55	9.29	1.55	10.02	1.54	10.51	1.53
	25	9.58	1.85	9.40	1.85	9.34	1.85	9.22	1.85	10.00	1.85	10.51	1.85
	29	9.66	2.15	9.31	2.15	9.19	2.15	8.96	2.15	9.74	2.16	10.25	2.17
	32	9.55	2.31	9.09	2.30	8.94	2.30	8.63	2.29	9.37	2.31	9.86	2.32
	35	9.26	2.39	8.73	2.38	8.55	2.38	8.20	2.37	8.87	2.39	9.31	2.40
	40	8.39	2.36	7.81	2.35	7.62	2.35	7.23	2.34	7.69	2.36	7.99	2.37
	43	7.66	2.26	7.08	2.25	6.89	2.25	6.50	2.24	6.79	2.25	6.98	2.26
	46	6.75	2.09	6.21	2.08	6.03	2.07	5.67	2.07	5.74	2.07	5.79	2.07
3.5 + 3.5 + 3.5	22	9.31	1.53	9.30	1.53	9.30	1.53	9.29	1.53	10.02	1.51	10.51	1.50
	25	9.58	1.82	9.40	1.82	9.34	1.82	9.22	1.82	10.00	1.82	10.51	1.82
	29	9.66	2.12	9.31	2.12	9.19	2.12	8.96	2.12	9.74	2.13	10.25	2.14
	32	9.55	2.27	9.09	2.26	8.94	2.26	8.63	2.25	9.37	2.27	9.86	2.28
	35	9.26	2.35	8.73	2.34	8.55	2.34	8.20	2.33	8.87	2.35	9.31	2.36
	40	8.39	2.32	7.81	2.31	7.62	2.31	7.23	2.30	7.69	2.32	7.99	2.33
	43	7.66	2.22	7.08	2.21	6.89	2.21	6.50	2.20	6.79	2.21	6.98	2.22
	46	6.75	2.05	6.21	2.04	6.03	2.04	5.67	2.03	5.74	2.03	5.79	2.03

Combination (Capacity)	Outdoor Air Temp. °C DB	Indoor Air Temp. °C WB											
		27/16		27/17.5		27/18		27/19		27/22		27/24	
		Total Q	Input Power	Total Q	Input Power	Total Q	Input Power	Total Q	Input Power	Total Q	Input Power	Total Q	Input Power
3.5 + 3.5 + 4.2	22	9.31	1.53	9.30	1.53	9.30	1.53	9.29	1.53	10.02	1.51	10.51	1.50
	25	9.58	1.82	9.40	1.82	9.34	1.82	9.22	1.82	10.00	1.82	10.51	1.82
	29	9.66	2.12	9.31	2.12	9.19	2.12	8.96	2.12	9.74	2.13	10.25	2.14
	32	9.55	2.27	9.09	2.26	8.94	2.26	8.63	2.25	9.37	2.27	9.86	2.28
	35	9.26	2.35	8.73	2.34	8.55	2.34	8.20	2.33	8.87	2.35	9.31	2.36
	40	8.39	2.32	7.81	2.31	7.62	2.31	7.23	2.30	7.69	2.32	7.99	2.33
	43	7.66	2.22	7.08	2.21	6.89	2.21	6.50	2.20	6.79	2.21	6.98	2.22
	46	6.75	2.05	6.21	2.04	6.03	2.04	5.67	2.03	5.74	2.03	5.79	2.03
1.6 + 1.6 + 1.6 + 1.6	22	9.88	1.56	9.87	1.56	9.86	1.56	9.86	1.56	10.64	1.54	11.15	1.53
	25	10.17	1.86	9.97	1.86	9.91	1.86	9.78	1.86	10.61	1.86	11.15	1.86
	29	10.25	2.16	9.88	2.16	9.76	2.16	9.51	2.16	10.33	2.17	10.88	2.18
	32	10.13	2.32	9.65	2.31	9.48	2.31	9.16	2.30	9.94	2.32	10.46	2.33
	35	9.83	2.40	9.26	2.39	9.08	2.39	8.70	2.38	9.41	2.40	9.88	2.41
	40	8.90	2.37	8.29	2.36	8.08	2.36	7.67	2.35	8.15	2.37	8.48	2.38
	43	8.13	2.27	7.51	2.26	7.30	2.26	6.89	2.25	7.20	2.26	7.40	2.27
	46	7.16	2.09	6.59	2.09	6.39	2.08	6.01	2.08	6.09	2.08	6.14	2.08
1.6 + 1.6 + 1.6 + 2.0	22	9.99	1.62	9.98	1.62	9.98	1.62	9.97	1.62	10.76	1.60	11.28	1.59
	25	10.28	1.93	10.09	1.93	10.02	1.93	9.90	1.93	10.73	1.93	11.28	1.93
	29	10.37	2.25	9.99	2.25	9.87	2.25	9.62	2.25	10.45	2.26	11.00	2.26
	32	10.25	2.41	9.76	2.40	9.59	2.40	9.26	2.39	10.05	2.41	10.58	2.42
	35	9.94	2.49	9.37	2.48	9.18	2.48	8.80	2.47	9.52	2.49	9.99	2.51
	40	9.00	2.46	8.38	2.45	8.17	2.45	7.76	2.44	8.25	2.46	8.57	2.47
	43	8.22	2.35	7.60	2.34	7.39	2.34	6.97	2.34	7.28	2.35	7.49	2.35
	46	7.24	2.17	6.66	2.16	6.47	2.16	6.08	2.16	6.16	2.16	6.21	2.16
1.6 + 1.6 + 1.6 + 2.5	22	9.99	1.62	9.98	1.62	9.98	1.62	9.97	1.62	10.76	1.60	11.28	1.59
	25	10.28	1.93	10.09	1.93	10.02	1.93	9.90	1.93	10.73	1.93	11.28	1.93
	29	10.37	2.25	9.99	2.25	9.87	2.25	9.62	2.25	10.45	2.26	11.00	2.26
	32	10.25	2.41	9.76	2.40	9.59	2.40	9.26	2.39	10.05	2.41	10.58	2.42
	35	9.94	2.49	9.37	2.48	9.18	2.48	8.80	2.47	9.52	2.49	9.99	2.51
	40	9.00	2.46	8.38	2.45	8.17	2.45	7.76	2.44	8.25	2.46	8.57	2.47
	43	8.22	2.35	7.60	2.34	7.39	2.34	6.97	2.34	7.28	2.35	7.49	2.35
	46	7.24	2.17	6.66	2.16	6.47	2.16	6.08	2.16	6.16	2.16	6.21	2.16
1.6 + 1.6 + 1.6 + 3.5	22	9.99	1.56	9.98	1.56	9.98	1.56	9.97	1.56	10.76	1.54	11.28	1.53
	25	10.28	1.86	10.09	1.86	10.02	1.86	9.90	1.86	10.73	1.86	11.28	1.86
	29	10.37	2.16	9.99	2.16	9.87	2.16	9.62	2.16	10.45	2.17	11.00	2.18
	32	10.25	2.32	9.76	2.31	9.59	2.31	9.26	2.30	10.05	2.32	10.58	2.33
	35	9.94	2.40	9.37	2.39	9.18	2.39	8.80	2.38	9.52	2.40	9.99	2.41
	40	9.00	2.37	8.38	2.36	8.17	2.36	7.76	2.35	8.25	2.37	8.57	2.38
	43	8.22	2.27	7.60	2.26	7.39	2.26	6.97	2.25	7.28	2.26	7.49	2.27
	46	7.24	2.09	6.66	2.09	6.47	2.08	6.08	2.08	6.16	2.08	6.21	2.08

Combination (Capacity)	Outdoor Air Temp. °C DB	Indoor Air Temp. °C WB											
		27/16		27/17.5		27/18		27/19		27/22		27/24	
		Total Q	Input Power	Total Q	Input Power	Total Q	Input Power	Total Q	Input Power	Total Q	Input Power	Total Q	Input Power
1.6 + 1.6 + 1.6 + 4.2	22	9.99	1.56	9.98	1.56	9.98	1.56	9.97	1.56	10.76	1.54	11.28	1.53
	25	10.28	1.86	10.09	1.86	10.02	1.86	9.90	1.86	10.73	1.86	11.28	1.86
	29	10.37	2.16	9.99	2.16	9.87	2.16	9.62	2.16	10.45	2.17	11.00	2.18
	32	10.25	2.32	9.76	2.31	9.59	2.31	9.26	2.30	10.05	2.32	10.58	2.33
	35	9.94	2.40	9.37	2.39	9.18	2.39	8.80	2.38	9.52	2.40	9.99	2.41
	40	9.00	2.37	8.38	2.36	8.17	2.36	7.76	2.35	8.25	2.37	8.57	2.38
	43	8.22	2.27	7.60	2.26	7.39	2.26	6.97	2.25	7.28	2.26	7.49	2.27
	46	7.24	2.09	6.66	2.09	6.47	2.08	6.08	2.08	6.16	2.08	6.21	2.08
1.6 + 1.6 + 1.6 + 5.0	22	9.99	1.47	9.98	1.47	9.98	1.47	9.97	1.47	10.76	1.45	11.28	1.44
	25	10.28	1.75	10.09	1.75	10.02	1.75	9.90	1.75	10.73	1.75	11.28	1.75
	29	10.37	2.04	9.99	2.04	9.87	2.04	9.62	2.04	10.45	2.05	11.00	2.05
	32	10.25	2.18	9.76	2.17	9.59	2.17	9.26	2.17	10.05	2.18	10.58	2.19
	35	9.94	2.26	9.37	2.25	9.18	2.25	8.80	2.24	9.52	2.26	9.99	2.27
	40	9.00	2.23	8.38	2.22	8.17	2.22	7.76	2.22	8.25	2.23	8.57	2.24
	43	8.22	2.13	7.60	2.13	7.39	2.12	6.97	2.12	7.28	2.13	7.49	2.13
	46	7.24	1.97	6.66	1.96	6.47	1.96	6.08	1.95	6.16	1.95	6.21	1.95
1.6 + 1.6 + 1.6 + 6.0	22	9.99	1.47	9.98	1.47	9.98	1.47	9.97	1.47	10.76	1.45	11.28	1.44
	25	10.28	1.75	10.09	1.75	10.02	1.75	9.90	1.75	10.73	1.75	11.28	1.75
	29	10.37	2.04	9.99	2.04	9.87	2.04	9.62	2.04	10.45	2.05	11.00	2.05
	32	10.25	2.18	9.76	2.17	9.59	2.17	9.26	2.17	10.05	2.18	10.58	2.19
	35	9.94	2.26	9.37	2.25	9.18	2.25	8.80	2.24	9.52	2.26	9.99	2.27
	40	9.00	2.23	8.38	2.22	8.17	2.22	7.76	2.22	8.25	2.23	8.57	2.24
	43	8.22	2.13	7.60	2.13	7.39	2.12	6.97	2.12	7.28	2.13	7.49	2.13
	46	7.24	1.97	6.66	1.96	6.47	1.96	6.08	1.95	6.16	1.95	6.21	1.95
1.6 + 1.6 + 2.0 + 2.0	22	9.99	1.59	9.98	1.59	9.98	1.59	9.97	1.59	10.76	1.57	11.28	1.56
	25	10.28	1.90	10.09	1.90	10.02	1.90	9.90	1.90	10.73	1.90	11.28	1.90
	29	10.37	2.21	9.99	2.21	9.87	2.21	9.62	2.21	10.45	2.22	11.00	2.23
	32	10.25	2.37	9.76	2.36	9.59	2.36	9.26	2.35	10.05	2.37	10.58	2.38
	35	9.94	2.45	9.37	2.44	9.18	2.44	8.80	2.43	9.52	2.45	9.99	2.47
	40	9.00	2.42	8.38	2.41	8.17	2.41	7.76	2.40	8.25	2.42	8.57	2.43
	43	8.22	2.32	7.60	2.31	7.39	2.30	6.97	2.30	7.28	2.31	7.49	2.32
	46	7.24	2.14	6.66	2.13	6.47	2.13	6.08	2.12	6.16	2.12	6.21	2.12
1.6 + 1.6 + 2.0 + 2.5	22	9.99	1.59	9.98	1.59	9.98	1.59	9.97	1.59	10.76	1.57	11.28	1.56
	25	10.28	1.90	10.09	1.90	10.02	1.90	9.90	1.90	10.73	1.90	11.28	1.90
	29	10.37	2.21	9.99	2.21	9.87	2.21	9.62	2.21	10.45	2.22	11.00	2.23
	32	10.25	2.37	9.76	2.36	9.59	2.36	9.26	2.35	10.05	2.37	10.58	2.38
	35	9.94	2.45	9.37	2.44	9.18	2.44	8.80	2.43	9.52	2.45	9.99	2.47
	40	9.00	2.42	8.38	2.41	8.17	2.41	7.76	2.40	8.25	2.42	8.57	2.43
	43	8.22	2.32	7.60	2.31	7.39	2.30	6.97	2.30	7.28	2.31	7.49	2.32
	46	7.24	2.14	6.66	2.13	6.47	2.13	6.08	2.12	6.16	2.12	6.21	2.12

Combination (Capacity)	Outdoor Air Temp. °C DB	Indoor Air Temp. °C WB											
		27/16		27/17.5		27/18		27/19		27/22		27/24	
		Total Q	Input Power	Total Q	Input Power	Total Q	Input Power	Total Q	Input Power	Total Q	Input Power	Total Q	Input Power
1.6 + 1.6 + 2.0 + 3.5	22	9.99	1.56	9.98	1.56	9.98	1.56	9.97	1.56	10.76	1.54	11.28	1.53
	25	10.28	1.86	10.09	1.86	10.02	1.86	9.90	1.86	10.73	1.86	11.28	1.86
	29	10.37	2.16	9.99	2.16	9.87	2.16	9.62	2.16	10.45	2.17	11.00	2.18
	32	10.25	2.32	9.76	2.31	9.59	2.31	9.26	2.30	10.05	2.32	10.58	2.33
	35	9.94	2.40	9.37	2.39	9.18	2.39	8.80	2.38	9.52	2.40	9.99	2.41
	40	9.00	2.37	8.38	2.36	8.17	2.36	7.76	2.35	8.25	2.37	8.57	2.38
	43	8.22	2.27	7.60	2.26	7.39	2.26	6.97	2.25	7.28	2.26	7.49	2.27
	46	7.24	2.09	6.66	2.09	6.47	2.08	6.08	2.08	6.16	2.08	6.21	2.08
1.6 + 1.6 + 2.0 + 4.2	22	9.99	1.56	9.98	1.56	9.98	1.56	9.97	1.56	10.76	1.54	11.28	1.53
	25	10.28	1.86	10.09	1.86	10.02	1.86	9.90	1.86	10.73	1.86	11.28	1.86
	29	10.37	2.16	9.99	2.16	9.87	2.16	9.62	2.16	10.45	2.17	11.00	2.18
	32	10.25	2.32	9.76	2.31	9.59	2.31	9.26	2.30	10.05	2.32	10.58	2.33
	35	9.94	2.40	9.37	2.39	9.18	2.39	8.80	2.38	9.52	2.40	9.99	2.41
	40	9.00	2.37	8.38	2.36	8.17	2.36	7.76	2.35	8.25	2.37	8.57	2.38
	43	8.22	2.27	7.60	2.26	7.39	2.26	6.97	2.25	7.28	2.26	7.49	2.27
	46	7.24	2.09	6.66	2.09	6.47	2.08	6.08	2.08	6.16	2.08	6.21	2.08
1.6 + 1.6 + 2.0 + 5.0	22	9.99	1.44	9.98	1.44	9.98	1.44	9.97	1.44	10.76	1.43	11.28	1.42
	25	10.28	1.72	10.09	1.72	10.02	1.72	9.90	1.72	10.73	1.72	11.28	1.72
	29	10.37	2.00	9.99	2.00	9.87	2.00	9.62	2.00	10.45	2.01	11.00	2.02
	32	10.25	2.14	9.76	2.14	9.59	2.13	9.26	2.13	10.05	2.14	10.58	2.15
	35	9.94	2.22	9.37	2.21	9.18	2.21	8.80	2.20	9.52	2.22	9.99	2.23
	40	9.00	2.19	8.38	2.18	8.17	2.18	7.76	2.18	8.25	2.19	8.57	2.20
	43	8.22	2.10	7.60	2.09	7.39	2.09	6.97	2.08	7.28	2.09	7.49	2.10
	46	7.24	1.94	6.66	1.93	6.47	1.93	6.08	1.92	6.16	1.92	6.21	1.92
1.6 + 1.6 + 2.0 + 6.0	22	9.99	1.44	9.98	1.44	9.98	1.44	9.97	1.44	10.76	1.43	11.28	1.42
	25	10.28	1.72	10.09	1.72	10.02	1.72	9.90	1.72	10.73	1.72	11.28	1.72
	29	10.37	2.00	9.99	2.00	9.87	2.00	9.62	2.00	10.45	2.01	11.00	2.02
	32	10.25	2.14	9.76	2.14	9.59	2.13	9.26	2.13	10.05	2.14	10.58	2.15
	35	9.94	2.22	9.37	2.21	9.18	2.21	8.80	2.20	9.52	2.22	9.99	2.23
	40	9.00	2.19	8.38	2.18	8.17	2.18	7.76	2.18	8.25	2.19	8.57	2.20
	43	8.22	2.10	7.60	2.09	7.39	2.09	6.97	2.08	7.28	2.09	7.49	2.10
	46	7.24	1.94	6.66	1.93	6.47	1.93	6.08	1.92	6.16	1.92	6.21	1.92
1.6 + 1.6 + 2.5 + 2.5	22	9.99	1.59	9.98	1.59	9.98	1.59	9.97	1.59	10.76	1.57	11.28	1.56
	25	10.28	1.90	10.09	1.90	10.02	1.90	9.90	1.90	10.73	1.90	11.28	1.90
	29	10.37	2.21	9.99	2.21	9.87	2.21	9.62	2.21	10.45	2.22	11.00	2.23
	32	10.25	2.37	9.76	2.36	9.59	2.36	9.26	2.35	10.05	2.37	10.58	2.38
	35	9.94	2.45	9.37	2.44	9.18	2.44	8.80	2.43	9.52	2.45	9.99	2.47
	40	9.00	2.42	8.38	2.41	8.17	2.41	7.76	2.40	8.25	2.42	8.57	2.43
	43	8.22	2.32	7.60	2.31	7.39	2.30	6.97	2.30	7.28	2.31	7.49	2.32
	46	7.24	2.14	6.66	2.13	6.47	2.13	6.08	2.12	6.16	2.12	6.21	2.12

Combination (Capacity)	Outdoor Air Temp. °C DB	Indoor Air Temp. °C WB											
		27/16		27/17.5		27/18		27/19		27/22		27/24	
		Total Q	Input Power	Total Q	Input Power	Total Q	Input Power	Total Q	Input Power	Total Q	Input Power	Total Q	Input Power
1.6 + 1.6 + 2.5 + 3.5	22	9.99	1.56	9.98	1.56	9.98	1.56	9.97	1.56	10.76	1.54	11.28	1.53
	25	10.28	1.86	10.09	1.86	10.02	1.86	9.90	1.86	10.73	1.86	11.28	1.86
	29	10.37	2.16	9.99	2.16	9.87	2.16	9.62	2.16	10.45	2.17	11.00	2.18
	32	10.25	2.32	9.76	2.31	9.59	2.31	9.26	2.30	10.05	2.32	10.58	2.33
	35	9.94	2.40	9.37	2.39	9.18	2.39	8.80	2.38	9.52	2.40	9.99	2.41
	40	9.00	2.37	8.38	2.36	8.17	2.36	7.76	2.35	8.25	2.37	8.57	2.38
	43	8.22	2.27	7.60	2.26	7.39	2.26	6.97	2.25	7.28	2.26	7.49	2.27
	46	7.24	2.09	6.66	2.09	6.47	2.08	6.08	2.08	6.16	2.08	6.21	2.08
1.6 + 1.6 + 2.5 + 4.2	22	9.99	1.56	9.98	1.56	9.98	1.56	9.97	1.56	10.76	1.54	11.28	1.53
	25	10.28	1.86	10.09	1.86	10.02	1.86	9.90	1.86	10.73	1.86	11.28	1.86
	29	10.37	2.16	9.99	2.16	9.87	2.16	9.62	2.16	10.45	2.17	11.00	2.18
	32	10.25	2.32	9.76	2.31	9.59	2.31	9.26	2.30	10.05	2.32	10.58	2.33
	35	9.94	2.40	9.37	2.39	9.18	2.39	8.80	2.38	9.52	2.40	9.99	2.41
	40	9.00	2.37	8.38	2.36	8.17	2.36	7.76	2.35	8.25	2.37	8.57	2.38
	43	8.22	2.27	7.60	2.26	7.39	2.26	6.97	2.25	7.28	2.26	7.49	2.27
	46	7.24	2.09	6.66	2.09	6.47	2.08	6.08	2.08	6.16	2.08	6.21	2.08
1.6 + 1.6 + 2.5 + 5.0	22	9.99	1.44	9.98	1.44	9.98	1.44	9.97	1.44	10.76	1.43	11.28	1.42
	25	10.28	1.72	10.09	1.72	10.02	1.72	9.90	1.72	10.73	1.72	11.28	1.72
	29	10.37	2.00	9.99	2.00	9.87	2.00	9.62	2.00	10.45	2.01	11.00	2.02
	32	10.25	2.14	9.76	2.14	9.59	2.13	9.26	2.13	10.05	2.14	10.58	2.15
	35	9.94	2.22	9.37	2.21	9.18	2.21	8.80	2.20	9.52	2.22	9.99	2.23
	40	9.00	2.19	8.38	2.18	8.17	2.18	7.76	2.18	8.25	2.19	8.57	2.20
	43	8.22	2.10	7.60	2.09	7.39	2.09	6.97	2.08	7.28	2.09	7.49	2.10
	46	7.24	1.94	6.66	1.93	6.47	1.93	6.08	1.92	6.16	1.92	6.21	1.92
1.6 + 1.6 + 3.5 + 3.5	22	9.99	1.53	9.98	1.53	9.98	1.53	9.97	1.53	10.76	1.51	11.28	1.50
	25	10.28	1.82	10.09	1.82	10.02	1.82	9.90	1.82	10.73	1.82	11.28	1.82
	29	10.37	2.12	9.99	2.12	9.87	2.12	9.62	2.12	10.45	2.13	11.00	2.14
	32	10.25	2.27	9.76	2.26	9.59	2.26	9.26	2.25	10.05	2.27	10.58	2.28
	35	9.94	2.35	9.37	2.34	9.18	2.34	8.80	2.33	9.52	2.35	9.99	2.36
	40	9.00	2.32	8.38	2.31	8.17	2.31	7.76	2.30	8.25	2.32	8.57	2.33
	43	8.22	2.22	7.60	2.21	7.39	2.21	6.97	2.20	7.28	2.21	7.49	2.22
	46	7.24	2.05	6.66	2.04	6.47	2.04	6.08	2.03	6.16	2.03	6.21	2.03
1.6 + 1.6 + 3.5 + 4.2	22	9.99	1.53	9.98	1.53	9.98	1.53	9.97	1.53	10.76	1.51	11.28	1.50
	25	10.28	1.82	10.09	1.82	10.02	1.82	9.90	1.82	10.73	1.82	11.28	1.82
	29	10.37	2.12	9.99	2.12	9.87	2.12	9.62	2.12	10.45	2.13	11.00	2.14
	32	10.25	2.27	9.76	2.26	9.59	2.26	9.26	2.25	10.05	2.27	10.58	2.28
	35	9.94	2.35	9.37	2.34	9.18	2.34	8.80	2.33	9.52	2.35	9.99	2.36
	40	9.00	2.32	8.38	2.31	8.17	2.31	7.76	2.30	8.25	2.32	8.57	2.33
	43	8.22	2.22	7.60	2.21	7.39	2.21	6.97	2.20	7.28	2.21	7.49	2.22
	46	7.24	2.05	6.66	2.04	6.47	2.04	6.08	2.03	6.16	2.03	6.21	2.03

Combination (Capacity)	Outdoor Air Temp. °C DB	Indoor Air Temp. °C WB											
		27/16		27/17.5		27/18		27/19		27/22		27/24	
		Total Q	Input Power	Total Q	Input Power	Total Q	Input Power	Total Q	Input Power	Total Q	Input Power	Total Q	Input Power
1.6 + 2.0 + 2.0 + 2.0	22	9.99	1.59	9.98	1.59	9.98	1.59	9.97	1.59	10.76	1.57	11.28	1.56
	25	10.28	1.90	10.09	1.90	10.02	1.90	9.90	1.90	10.73	1.90	11.28	1.90
	29	10.37	2.21	9.99	2.21	9.87	2.21	9.62	2.21	10.45	2.22	11.00	2.23
	32	10.25	2.37	9.76	2.36	9.59	2.36	9.26	2.35	10.05	2.37	10.58	2.38
	35	9.94	2.45	9.37	2.44	9.18	2.44	8.80	2.43	9.52	2.45	9.99	2.47
	40	9.00	2.42	8.38	2.41	8.17	2.41	7.76	2.40	8.25	2.42	8.57	2.43
	43	8.22	2.32	7.60	2.31	7.39	2.30	6.97	2.30	7.28	2.31	7.49	2.32
	46	7.24	2.14	6.66	2.13	6.47	2.13	6.08	2.12	6.16	2.12	6.21	2.12
1.6 + 2.0 + 2.0 + 2.5	22	9.99	1.59	9.98	1.59	9.98	1.59	9.97	1.59	10.76	1.57	11.28	1.56
	25	10.28	1.90	10.09	1.90	10.02	1.90	9.90	1.90	10.73	1.90	11.28	1.90
	29	10.37	2.21	9.99	2.21	9.87	2.21	9.62	2.21	10.45	2.22	11.00	2.23
	32	10.25	2.37	9.76	2.36	9.59	2.36	9.26	2.35	10.05	2.37	10.58	2.38
	35	9.94	2.45	9.37	2.44	9.18	2.44	8.80	2.43	9.52	2.45	9.99	2.47
	40	9.00	2.42	8.38	2.41	8.17	2.41	7.76	2.40	8.25	2.42	8.57	2.43
	43	8.22	2.32	7.60	2.31	7.39	2.30	6.97	2.30	7.28	2.31	7.49	2.32
	46	7.24	2.14	6.66	2.13	6.47	2.13	6.08	2.12	6.16	2.12	6.21	2.12
1.6 + 2.0 + 2.0 + 3.5	22	9.99	1.56	9.98	1.56	9.98	1.56	9.97	1.56	10.76	1.54	11.28	1.53
	25	10.28	1.86	10.09	1.86	10.02	1.86	9.90	1.86	10.73	1.86	11.28	1.86
	29	10.37	2.16	9.99	2.16	9.87	2.16	9.62	2.16	10.45	2.17	11.00	2.18
	32	10.25	2.32	9.76	2.31	9.59	2.31	9.26	2.30	10.05	2.32	10.58	2.33
	35	9.94	2.40	9.37	2.39	9.18	2.39	8.80	2.38	9.52	2.40	9.99	2.41
	40	9.00	2.37	8.38	2.36	8.17	2.36	7.76	2.35	8.25	2.37	8.57	2.38
	43	8.22	2.27	7.60	2.26	7.39	2.26	6.97	2.25	7.28	2.26	7.49	2.27
	46	7.24	2.09	6.66	2.09	6.47	2.08	6.08	2.08	6.16	2.08	6.21	2.08
1.6 + 2.0 + 2.0 + 4.2	22	9.99	1.56	9.98	1.56	9.98	1.56	9.97	1.56	10.76	1.54	11.28	1.53
	25	10.28	1.86	10.09	1.86	10.02	1.86	9.90	1.86	10.73	1.86	11.28	1.86
	29	10.37	2.16	9.99	2.16	9.87	2.16	9.62	2.16	10.45	2.17	11.00	2.18
	32	10.25	2.32	9.76	2.31	9.59	2.31	9.26	2.30	10.05	2.32	10.58	2.33
	35	9.94	2.40	9.37	2.39	9.18	2.39	8.80	2.38	9.52	2.40	9.99	2.41
	40	9.00	2.37	8.38	2.36	8.17	2.36	7.76	2.35	8.25	2.37	8.57	2.38
	43	8.22	2.27	7.60	2.26	7.39	2.26	6.97	2.25	7.28	2.26	7.49	2.27
	46	7.24	2.09	6.66	2.09	6.47	2.08	6.08	2.08	6.16	2.08	6.21	2.08
1.6 + 2.0 + 2.0 + 5.0	22	9.99	1.44	9.98	1.44	9.98	1.44	9.97	1.44	10.76	1.43	11.28	1.42
	25	10.28	1.72	10.09	1.72	10.02	1.72	9.90	1.72	10.73	1.72	11.28	1.72
	29	10.37	2.00	9.99	2.00	9.87	2.00	9.62	2.00	10.45	2.01	11.00	2.02
	32	10.25	2.14	9.76	2.14	9.59	2.13	9.26	2.13	10.05	2.14	10.58	2.15
	35	9.94	2.22	9.37	2.21	9.18	2.21	8.80	2.20	9.52	2.22	9.99	2.23
	40	9.00	2.19	8.38	2.18	8.17	2.18	7.76	2.18	8.25	2.19	8.57	2.20
	43	8.22	2.10	7.60	2.09	7.39	2.09	6.97	2.08	7.28	2.09	7.49	2.10
	46	7.24	1.94	6.66	1.93	6.47	1.93	6.08	1.92	6.16	1.92	6.21	1.92

Combination (Capacity)	Outdoor Air Temp. °C DB	Indoor Air Temp. °C WB											
		27/16		27/17.5		27/18		27/19		27/22		27/24	
		Total Q	Input Power	Total Q	Input Power	Total Q	Input Power	Total Q	Input Power	Total Q	Input Power	Total Q	Input Power
1.6 + 2.0 + 2.5 + 2.5	22	9.99	1.59	9.98	1.59	9.98	1.59	9.97	1.59	10.76	1.57	11.28	1.56
	25	10.28	1.90	10.09	1.90	10.02	1.90	9.90	1.90	10.73	1.90	11.28	1.90
	29	10.37	2.21	9.99	2.21	9.87	2.21	9.62	2.21	10.45	2.22	11.00	2.23
	32	10.25	2.37	9.76	2.36	9.59	2.36	9.26	2.35	10.05	2.37	10.58	2.38
	35	9.94	2.45	9.37	2.44	9.18	2.44	8.80	2.43	9.52	2.45	9.99	2.47
	40	9.00	2.42	8.38	2.41	8.17	2.41	7.76	2.40	8.25	2.42	8.57	2.43
	43	8.22	2.32	7.60	2.31	7.39	2.30	6.97	2.30	7.28	2.31	7.49	2.32
	46	7.24	2.14	6.66	2.13	6.47	2.13	6.08	2.12	6.16	2.12	6.21	2.12
1.6 + 2.0 + 2.5 + 3.5	22	9.99	1.56	9.98	1.56	9.98	1.56	9.97	1.56	10.76	1.54	11.28	1.53
	25	10.28	1.86	10.09	1.86	10.02	1.86	9.90	1.86	10.73	1.86	11.28	1.86
	29	10.37	2.16	9.99	2.16	9.87	2.16	9.62	2.16	10.45	2.17	11.00	2.18
	32	10.25	2.32	9.76	2.31	9.59	2.31	9.26	2.30	10.05	2.32	10.58	2.33
	35	9.94	2.40	9.37	2.39	9.18	2.39	8.80	2.38	9.52	2.40	9.99	2.41
	40	9.00	2.37	8.38	2.36	8.17	2.36	7.76	2.35	8.25	2.37	8.57	2.38
	43	8.22	2.27	7.60	2.26	7.39	2.26	6.97	2.25	7.28	2.26	7.49	2.27
	46	7.24	2.09	6.66	2.09	6.47	2.08	6.08	2.08	6.16	2.08	6.21	2.08
1.6 + 2.0 + 2.5 + 4.2	22	9.99	1.56	9.98	1.56	9.98	1.56	9.97	1.56	10.76	1.54	11.28	1.53
	25	10.28	1.86	10.09	1.86	10.02	1.86	9.90	1.86	10.73	1.86	11.28	1.86
	29	10.37	2.16	9.99	2.16	9.87	2.16	9.62	2.16	10.45	2.17	11.00	2.18
	32	10.25	2.32	9.76	2.31	9.59	2.31	9.26	2.30	10.05	2.32	10.58	2.33
	35	9.94	2.40	9.37	2.39	9.18	2.39	8.80	2.38	9.52	2.40	9.99	2.41
	40	9.00	2.37	8.38	2.36	8.17	2.36	7.76	2.35	8.25	2.37	8.57	2.38
	43	8.22	2.27	7.60	2.26	7.39	2.26	6.97	2.25	7.28	2.26	7.49	2.27
	46	7.24	2.09	6.66	2.09	6.47	2.08	6.08	2.08	6.16	2.08	6.21	2.08
1.6 + 2.0 + 2.5 + 5.0	22	9.99	1.44	9.98	1.44	9.98	1.44	9.97	1.44	10.76	1.43	11.28	1.42
	25	10.28	1.72	10.09	1.72	10.02	1.72	9.90	1.72	10.73	1.72	11.28	1.72
	29	10.37	2.00	9.99	2.00	9.87	2.00	9.62	2.00	10.45	2.01	11.00	2.02
	32	10.25	2.14	9.76	2.14	9.59	2.13	9.26	2.13	10.05	2.14	10.58	2.15
	35	9.94	2.22	9.37	2.21	9.18	2.21	8.80	2.20	9.52	2.22	9.99	2.23
	40	9.00	2.19	8.38	2.18	8.17	2.18	7.76	2.18	8.25	2.19	8.57	2.20
	43	8.22	2.10	7.60	2.09	7.39	2.09	6.97	2.08	7.28	2.09	7.49	2.10
	46	7.24	1.94	6.66	1.93	6.47	1.93	6.08	1.92	6.16	1.92	6.21	1.92
1.6 + 2.0 + 3.5 + 3.5	22	9.99	1.53	9.98	1.53	9.98	1.53	9.97	1.53	10.76	1.51	11.28	1.50
	25	10.28	1.82	10.09	1.82	10.02	1.82	9.90	1.82	10.73	1.82	11.28	1.82
	29	10.37	2.12	9.99	2.12	9.87	2.12	9.62	2.12	10.45	2.13	11.00	2.14
	32	10.25	2.27	9.76	2.26	9.59	2.26	9.26	2.25	10.05	2.27	10.58	2.28
	35	9.94	2.35	9.37	2.34	9.18	2.34	8.80	2.33	9.52	2.35	9.99	2.36
	40	9.00	2.32	8.38	2.31	8.17	2.31	7.76	2.30	8.25	2.32	8.57	2.33
	43	8.22	2.22	7.60	2.21	7.39	2.21	6.97	2.20	7.28	2.21	7.49	2.22
	46	7.24	2.05	6.66	2.04	6.47	2.04	6.08	2.03	6.16	2.03	6.21	2.03

Combination (Capacity)	Outdoor Air Temp. °C DB	Indoor Air Temp. °C WB											
		27/16		27/17.5		27/18		27/19		27/22		27/24	
		Total Q	Input Power	Total Q	Input Power	Total Q	Input Power	Total Q	Input Power	Total Q	Input Power	Total Q	Input Power
1.6 + 2.0 + 3.5 + 4.2	22	9.99	1.53	9.98	1.53	9.98	1.53	9.97	1.53	10.76	1.51	11.28	1.50
	25	10.28	1.82	10.09	1.82	10.02	1.82	9.90	1.82	10.73	1.82	11.28	1.82
	29	10.37	2.12	9.99	2.12	9.87	2.12	9.62	2.12	10.45	2.13	11.00	2.14
	32	10.25	2.27	9.76	2.26	9.59	2.26	9.26	2.25	10.05	2.27	10.58	2.28
	35	9.94	2.35	9.37	2.34	9.18	2.34	8.80	2.33	9.52	2.35	9.99	2.36
	40	9.00	2.32	8.38	2.31	8.17	2.31	7.76	2.30	8.25	2.32	8.57	2.33
	43	8.22	2.22	7.60	2.21	7.39	2.21	6.97	2.20	7.28	2.21	7.49	2.22
	46	7.24	2.05	6.66	2.04	6.47	2.04	6.08	2.03	6.16	2.03	6.21	2.03
1.6 + 2.5 + 2.5 + 2.5	22	9.99	1.59	9.98	1.59	9.98	1.59	9.97	1.59	10.76	1.57	11.28	1.56
	25	10.28	1.90	10.09	1.90	10.02	1.90	9.90	1.90	10.73	1.90	11.28	1.90
	29	10.37	2.21	9.99	2.21	9.87	2.21	9.62	2.21	10.45	2.22	11.00	2.23
	32	10.25	2.37	9.76	2.36	9.59	2.36	9.26	2.35	10.05	2.37	10.58	2.38
	35	9.94	2.45	9.37	2.44	9.18	2.44	8.80	2.43	9.52	2.45	9.99	2.47
	40	9.00	2.42	8.38	2.41	8.17	2.41	7.76	2.40	8.25	2.42	8.57	2.43
	43	8.22	2.32	7.60	2.31	7.39	2.30	6.97	2.30	7.28	2.31	7.49	2.32
	46	7.24	2.14	6.66	2.13	6.47	2.13	6.08	2.12	6.16	2.12	6.21	2.12
1.6 + 2.5 + 2.5 + 3.5	22	9.99	1.56	9.98	1.56	9.98	1.56	9.97	1.56	10.76	1.54	11.28	1.53
	25	10.28	1.86	10.09	1.86	10.02	1.86	9.90	1.86	10.73	1.86	11.28	1.86
	29	10.37	2.16	9.99	2.16	9.87	2.16	9.62	2.16	10.45	2.17	11.00	2.18
	32	10.25	2.32	9.76	2.31	9.59	2.31	9.26	2.30	10.05	2.32	10.58	2.33
	35	9.94	2.40	9.37	2.39	9.18	2.39	8.80	2.38	9.52	2.40	9.99	2.41
	40	9.00	2.37	8.38	2.36	8.17	2.36	7.76	2.35	8.25	2.37	8.57	2.38
	43	8.22	2.27	7.60	2.26	7.39	2.26	6.97	2.25	7.28	2.26	7.49	2.27
	46	7.24	2.09	6.66	2.09	6.47	2.08	6.08	2.08	6.16	2.08	6.21	2.08
1.6 + 2.5 + 2.5 + 4.2	22	9.99	1.56	9.98	1.56	9.98	1.56	9.97	1.56	10.76	1.54	11.28	1.53
	25	10.28	1.86	10.09	1.86	10.02	1.86	9.90	1.86	10.73	1.86	11.28	1.86
	29	10.37	2.16	9.99	2.16	9.87	2.16	9.62	2.16	10.45	2.17	11.00	2.18
	32	10.25	2.32	9.76	2.31	9.59	2.31	9.26	2.30	10.05	2.32	10.58	2.33
	35	9.94	2.40	9.37	2.39	9.18	2.39	8.80	2.38	9.52	2.40	9.99	2.41
	40	9.00	2.37	8.38	2.36	8.17	2.36	7.76	2.35	8.25	2.37	8.57	2.38
	43	8.22	2.27	7.60	2.26	7.39	2.26	6.97	2.25	7.28	2.26	7.49	2.27
	46	7.24	2.09	6.66	2.09	6.47	2.08	6.08	2.08	6.16	2.08	6.21	2.08
1.6 + 2.5 + 3.5 + 3.5	22	9.99	1.53	9.98	1.53	9.98	1.53	9.97	1.53	10.76	1.51	11.28	1.50
	25	10.28	1.82	10.09	1.82	10.02	1.82	9.90	1.82	10.73	1.82	11.28	1.82
	29	10.37	2.12	9.99	2.12	9.87	2.12	9.62	2.12	10.45	2.13	11.00	2.14
	32	10.25	2.27	9.76	2.26	9.59	2.26	9.26	2.25	10.05	2.27	10.58	2.28
	35	9.94	2.35	9.37	2.34	9.18	2.34	8.80	2.33	9.52	2.35	9.99	2.36
	40	9.00	2.32	8.38	2.31	8.17	2.31	7.76	2.30	8.25	2.32	8.57	2.33
	43	8.22	2.22	7.60	2.21	7.39	2.21	6.97	2.20	7.28	2.21	7.49	2.22
	46	7.24	2.05	6.66	2.04	6.47	2.04	6.08	2.03	6.16	2.03	6.21	2.03

Combination (Capacity)	Outdoor Air Temp. °C DB	Indoor Air Temp. °C WB											
		27/16		27/17.5		27/18		27/19		27/22		27/24	
		Total Q	Input Power	Total Q	Input Power	Total Q	Input Power	Total Q	Input Power	Total Q	Input Power	Total Q	Input Power
2.0 + 2.0 + 2.0 + 2.0	22	9.99	1.56	9.98	1.56	9.98	1.56	9.97	1.56	10.76	1.54	11.28	1.53
	25	10.28	1.86	10.09	1.86	10.02	1.86	9.90	1.86	10.73	1.86	11.28	1.86
	29	10.37	2.16	9.99	2.16	9.87	2.16	9.62	2.16	10.45	2.17	11.00	2.18
	32	10.25	2.32	9.76	2.31	9.59	2.31	9.26	2.30	10.05	2.32	10.58	2.33
	35	9.94	2.40	9.37	2.39	9.18	2.39	8.80	2.38	9.52	2.40	9.99	2.41
	40	9.00	2.37	8.38	2.36	8.17	2.36	7.76	2.35	8.25	2.37	8.57	2.38
	43	8.22	2.27	7.60	2.26	7.39	2.26	6.97	2.25	7.28	2.26	7.49	2.27
	46	7.24	2.09	6.66	2.09	6.47	2.08	6.08	2.08	6.16	2.08	6.21	2.08
2.0 + 2.0 + 2.0 + 2.5	22	9.99	1.56	9.98	1.56	9.98	1.56	9.97	1.56	10.76	1.54	11.28	1.53
	25	10.28	1.86	10.09	1.86	10.02	1.86	9.90	1.86	10.73	1.86	11.28	1.86
	29	10.37	2.16	9.99	2.16	9.87	2.16	9.62	2.16	10.45	2.17	11.00	2.18
	32	10.25	2.32	9.76	2.31	9.59	2.31	9.26	2.30	10.05	2.32	10.58	2.33
	35	9.94	2.40	9.37	2.39	9.18	2.39	8.80	2.38	9.52	2.40	9.99	2.41
	40	9.00	2.37	8.38	2.36	8.17	2.36	7.76	2.35	8.25	2.37	8.57	2.38
	43	8.22	2.27	7.60	2.26	7.39	2.26	6.97	2.25	7.28	2.26	7.49	2.27
	46	7.24	2.09	6.66	2.09	6.47	2.08	6.08	2.08	6.16	2.08	6.21	2.08
2.0 + 2.0 + 2.0 + 3.5	22	9.99	1.53	9.98	1.53	9.98	1.53	9.97	1.53	10.76	1.51	11.28	1.50
	25	10.28	1.82	10.09	1.82	10.02	1.82	9.90	1.82	10.73	1.82	11.28	1.82
	29	10.37	2.12	9.99	2.12	9.87	2.12	9.62	2.12	10.45	2.13	11.00	2.14
	32	10.25	2.27	9.76	2.26	9.59	2.26	9.26	2.25	10.05	2.27	10.58	2.28
	35	9.94	2.35	9.37	2.34	9.18	2.34	8.80	2.33	9.52	2.35	9.99	2.36
	40	9.00	2.32	8.38	2.31	8.17	2.31	7.76	2.30	8.25	2.32	8.57	2.33
	43	8.22	2.22	7.60	2.21	7.39	2.21	6.97	2.20	7.28	2.21	7.49	2.22
	46	7.24	2.05	6.66	2.04	6.47	2.04	6.08	2.03	6.16	2.03	6.21	2.03
2.0 + 2.0 + 2.0 + 4.2	22	9.99	1.53	9.98	1.53	9.98	1.53	9.97	1.53	10.76	1.51	11.28	1.50
	25	10.28	1.82	10.09	1.82	10.02	1.82	9.90	1.82	10.73	1.82	11.28	1.82
	29	10.37	2.12	9.99	2.12	9.87	2.12	9.62	2.12	10.45	2.13	11.00	2.14
	32	10.25	2.27	9.76	2.26	9.59	2.26	9.26	2.25	10.05	2.27	10.58	2.28
	35	9.94	2.35	9.37	2.34	9.18	2.34	8.80	2.33	9.52	2.35	9.99	2.36
	40	9.00	2.32	8.38	2.31	8.17	2.31	7.76	2.30	8.25	2.32	8.57	2.33
	43	8.22	2.22	7.60	2.21	7.39	2.21	6.97	2.20	7.28	2.21	7.49	2.22
	46	7.24	2.05	6.66	2.04	6.47	2.04	6.08	2.03	6.16	2.03	6.21	2.03
2.0 + 2.0 + 2.0 + 5.0	22	9.99	1.44	9.98	1.44	9.98	1.44	9.97	1.44	10.76	1.43	11.28	1.42
	25	10.28	1.72	10.09	1.72	10.02	1.72	9.90	1.72	10.73	1.72	11.28	1.72
	29	10.37	2.00	9.99	2.00	9.87	2.00	9.62	2.00	10.45	2.01	11.00	2.02
	32	10.25	2.14	9.76	2.14	9.59	2.13	9.26	2.13	10.05	2.14	10.58	2.15
	35	9.94	2.22	9.37	2.21	9.18	2.21	8.80	2.20	9.52	2.22	9.99	2.23
	40	9.00	2.19	8.38	2.18	8.17	2.18	7.76	2.18	8.25	2.19	8.57	2.20
	43	8.22	2.10	7.60	2.09	7.39	2.09	6.97	2.08	7.28	2.09	7.49	2.10
	46	7.24	1.94	6.66	1.93	6.47	1.93	6.08	1.92	6.16	1.92	6.21	1.92

Combination (Capacity)	Outdoor Air Temp. °C DB	Indoor Air Temp. °C WB											
		27/16		27/17.5		27/18		27/19		27/22		27/24	
		Total Q	Input Power	Total Q	Input Power	Total Q	Input Power	Total Q	Input Power	Total Q	Input Power	Total Q	Input Power
2.0 + 2.0 + 2.5 + 2.5	22	9.99	1.56	9.98	1.56	9.98	1.56	9.97	1.56	10.76	1.54	11.28	1.53
	25	10.28	1.86	10.09	1.86	10.02	1.86	9.90	1.86	10.73	1.86	11.28	1.86
	29	10.37	2.16	9.99	2.16	9.87	2.16	9.62	2.16	10.45	2.17	11.00	2.18
	32	10.25	2.32	9.76	2.31	9.59	2.31	9.26	2.30	10.05	2.32	10.58	2.33
	35	9.94	2.40	9.37	2.39	9.18	2.39	8.80	2.38	9.52	2.40	9.99	2.41
	40	9.00	2.37	8.38	2.36	8.17	2.36	7.76	2.35	8.25	2.37	8.57	2.38
	43	8.22	2.27	7.60	2.26	7.39	2.26	6.97	2.25	7.28	2.26	7.49	2.27
	46	7.24	2.09	6.66	2.09	6.47	2.08	6.08	2.08	6.16	2.08	6.21	2.08
2.0 + 2.0 + 2.5 + 3.5	22	9.99	1.53	9.98	1.53	9.98	1.53	9.97	1.53	10.76	1.51	11.28	1.50
	25	10.28	1.82	10.09	1.82	10.02	1.82	9.90	1.82	10.73	1.82	11.28	1.82
	29	10.37	2.12	9.99	2.12	9.87	2.12	9.62	2.12	10.45	2.13	11.00	2.14
	32	10.25	2.27	9.76	2.26	9.59	2.26	9.26	2.25	10.05	2.27	10.58	2.28
	35	9.94	2.35	9.37	2.34	9.18	2.34	8.80	2.33	9.52	2.35	9.99	2.36
	40	9.00	2.32	8.38	2.31	8.17	2.31	7.76	2.30	8.25	2.32	8.57	2.33
	43	8.22	2.22	7.60	2.21	7.39	2.21	6.97	2.20	7.28	2.21	7.49	2.22
	46	7.24	2.05	6.66	2.04	6.47	2.04	6.08	2.03	6.16	2.03	6.21	2.03
2.0 + 2.0 + 2.5 + 4.2	22	9.99	1.53	9.98	1.53	9.98	1.53	9.97	1.53	10.76	1.51	11.28	1.50
	25	10.28	1.82	10.09	1.82	10.02	1.82	9.90	1.82	10.73	1.82	11.28	1.82
	29	10.37	2.12	9.99	2.12	9.87	2.12	9.62	2.12	10.45	2.13	11.00	2.14
	32	10.25	2.27	9.76	2.26	9.59	2.26	9.26	2.25	10.05	2.27	10.58	2.28
	35	9.94	2.35	9.37	2.34	9.18	2.34	8.80	2.33	9.52	2.35	9.99	2.36
	40	9.00	2.32	8.38	2.31	8.17	2.31	7.76	2.30	8.25	2.32	8.57	2.33
	43	8.22	2.22	7.60	2.21	7.39	2.21	6.97	2.20	7.28	2.21	7.49	2.22
	46	7.24	2.05	6.66	2.04	6.47	2.04	6.08	2.03	6.16	2.03	6.21	2.03
2.0 + 2.0 + 2.5 + 5.0	22	9.99	1.44	9.98	1.44	9.98	1.44	9.97	1.44	10.76	1.43	11.28	1.42
	25	10.28	1.72	10.09	1.72	10.02	1.72	9.90	1.72	10.73	1.72	11.28	1.72
	29	10.37	2.00	9.99	2.00	9.87	2.00	9.62	2.00	10.45	2.01	11.00	2.02
	32	10.25	2.14	9.76	2.14	9.59	2.13	9.26	2.13	10.05	2.14	10.58	2.15
	35	9.94	2.22	9.37	2.21	9.18	2.21	8.80	2.20	9.52	2.22	9.99	2.23
	40	9.00	2.19	8.38	2.18	8.17	2.18	7.76	2.18	8.25	2.19	8.57	2.20
	43	8.22	2.10	7.60	2.09	7.39	2.09	6.97	2.08	7.28	2.09	7.49	2.10
	46	7.24	1.94	6.66	1.93	6.47	1.93	6.08	1.92	6.16	1.92	6.21	1.92
2.0 + 2.0 + 3.5 + 3.5	22	9.99	1.53	9.98	1.53	9.98	1.53	9.97	1.53	10.76	1.51	11.28	1.50
	25	10.28	1.82	10.09	1.82	10.02	1.82	9.90	1.82	10.73	1.82	11.28	1.82
	29	10.37	2.12	9.99	2.12	9.87	2.12	9.62	2.12	10.45	2.13	11.00	2.14
	32	10.25	2.27	9.76	2.26	9.59	2.26	9.26	2.25	10.05	2.27	10.58	2.28
	35	9.94	2.35	9.37	2.34	9.18	2.34	8.80	2.33	9.52	2.35	9.99	2.36
	40	9.00	2.32	8.38	2.31	8.17	2.31	7.76	2.30	8.25	2.32	8.57	2.33
	43	8.22	2.22	7.60	2.21	7.39	2.21	6.97	2.20	7.28	2.21	7.49	2.22
	46	7.24	2.05	6.66	2.04	6.47	2.04	6.08	2.03	6.16	2.03	6.21	2.03

Combination (Capacity)	Outdoor Air Temp. °C DB	Indoor Air Temp. °C WB											
		27/16		27/17.5		27/18		27/19		27/22		27/24	
		Total Q	Input Power	Total Q	Input Power	Total Q	Input Power	Total Q	Input Power	Total Q	Input Power	Total Q	Input Power
2.0 + 2.5 + 2.5 + 2.5	22	9.99	1.56	9.98	1.56	9.98	1.56	9.97	1.56	10.76	1.54	11.28	1.53
	25	10.28	1.86	10.09	1.86	10.02	1.86	9.90	1.86	10.73	1.86	11.28	1.86
	29	10.37	2.16	9.99	2.16	9.87	2.16	9.62	2.16	10.45	2.17	11.00	2.18
	32	10.25	2.32	9.76	2.31	9.59	2.31	9.26	2.30	10.05	2.32	10.58	2.33
	35	9.94	2.40	9.37	2.39	9.18	2.39	8.80	2.38	9.52	2.40	9.99	2.41
	40	9.00	2.37	8.38	2.36	8.17	2.36	7.76	2.35	8.25	2.37	8.57	2.38
	43	8.22	2.27	7.60	2.26	7.39	2.26	6.97	2.25	7.28	2.26	7.49	2.27
	46	7.24	2.09	6.66	2.09	6.47	2.08	6.08	2.08	6.16	2.08	6.21	2.08
2.0 + 2.5 + 2.5 + 3.5	22	9.99	1.53	9.98	1.53	9.98	1.53	9.97	1.53	10.76	1.51	11.28	1.50
	25	10.28	1.82	10.09	1.82	10.02	1.82	9.90	1.82	10.73	1.82	11.28	1.82
	29	10.37	2.12	9.99	2.12	9.87	2.12	9.62	2.12	10.45	2.13	11.00	2.14
	32	10.25	2.27	9.76	2.26	9.59	2.26	9.26	2.25	10.05	2.27	10.58	2.28
	35	9.94	2.35	9.37	2.34	9.18	2.34	8.80	2.33	9.52	2.35	9.99	2.36
	40	9.00	2.32	8.38	2.31	8.17	2.31	7.76	2.30	8.25	2.32	8.57	2.33
	43	8.22	2.22	7.60	2.21	7.39	2.21	6.97	2.20	7.28	2.21	7.49	2.22
	46	7.24	2.05	6.66	2.04	6.47	2.04	6.08	2.03	6.16	2.03	6.21	2.03
2.0 + 2.5 + 2.5 + 4.2	22	9.99	1.53	9.98	1.53	9.98	1.53	9.97	1.53	10.76	1.51	11.28	1.50
	25	10.28	1.82	10.09	1.82	10.02	1.82	9.90	1.82	10.73	1.82	11.28	1.82
	29	10.37	2.12	9.99	2.12	9.87	2.12	9.62	2.12	10.45	2.13	11.00	2.14
	32	10.25	2.27	9.76	2.26	9.59	2.26	9.26	2.25	10.05	2.27	10.58	2.28
	35	9.94	2.35	9.37	2.34	9.18	2.34	8.80	2.33	9.52	2.35	9.99	2.36
	40	9.00	2.32	8.38	2.31	8.17	2.31	7.76	2.30	8.25	2.32	8.57	2.33
	43	8.22	2.22	7.60	2.21	7.39	2.21	6.97	2.20	7.28	2.21	7.49	2.22
	46	7.24	2.05	6.66	2.04	6.47	2.04	6.08	2.03	6.16	2.03	6.21	2.03
2.0 + 2.5 + 3.5 + 3.5	22	9.99	1.53	9.98	1.53	9.98	1.53	9.97	1.53	10.76	1.51	11.28	1.50
	25	10.28	1.82	10.09	1.82	10.02	1.82	9.90	1.82	10.73	1.82	11.28	1.82
	29	10.37	2.12	9.99	2.12	9.87	2.12	9.62	2.12	10.45	2.13	11.00	2.14
	32	10.25	2.27	9.76	2.26	9.59	2.26	9.26	2.25	10.05	2.27	10.58	2.28
	35	9.94	2.35	9.37	2.34	9.18	2.34	8.80	2.33	9.52	2.35	9.99	2.36
	40	9.00	2.32	8.38	2.31	8.17	2.31	7.76	2.30	8.25	2.32	8.57	2.33
	43	8.22	2.22	7.60	2.21	7.39	2.21	6.97	2.20	7.28	2.21	7.49	2.22
	46	7.24	2.05	6.66	2.04	6.47	2.04	6.08	2.03	6.16	2.03	6.21	2.03
2.5 + 2.5 + 2.5 + 2.5	22	9.99	1.56	9.98	1.56	9.98	1.56	9.97	1.56	10.76	1.54	11.28	1.53
	25	10.28	1.86	10.09	1.86	10.02	1.86	9.90	1.86	10.73	1.86	11.28	1.86
	29	10.37	2.16	9.99	2.16	9.87	2.16	9.62	2.16	10.45	2.17	11.00	2.18
	32	10.25	2.32	9.76	2.31	9.59	2.31	9.26	2.30	10.05	2.32	10.58	2.33
	35	9.94	2.40	9.37	2.39	9.18	2.39	8.80	2.38	9.52	2.40	9.99	2.41
	40	9.00	2.37	8.38	2.36	8.17	2.36	7.76	2.35	8.25	2.37	8.57	2.38
	43	8.22	2.27	7.60	2.26	7.39	2.26	6.97	2.25	7.28	2.26	7.49	2.27
	46	7.24	2.09	6.66	2.09	6.47	2.08	6.08	2.08	6.16	2.08	6.21	2.08

Combination (Capacity)	Outdoor Air Temp. °C DB	Indoor Air Temp. °C WB											
		27/16		27/17.5		27/18		27/19		27/22		27/24	
		Total Q	Input Power	Total Q	Input Power	Total Q	Input Power	Total Q	Input Power	Total Q	Input Power	Total Q	Input Power
2.5 + 2.5 + 2.5 + 3.5	22	9.99	1.53	9.98	1.53	9.98	1.53	9.97	1.53	10.76	1.51	11.28	1.50
	25	10.28	1.82	10.09	1.82	10.02	1.82	9.90	1.82	10.73	1.82	11.28	1.82
	29	10.37	2.12	9.99	2.12	9.87	2.12	9.62	2.12	10.45	2.13	11.00	2.14
	32	10.25	2.27	9.76	2.26	9.59	2.26	9.26	2.25	10.05	2.27	10.58	2.28
	35	9.94	2.35	9.37	2.34	9.18	2.34	8.80	2.33	9.52	2.35	9.99	2.36
	40	9.00	2.32	8.38	2.31	8.17	2.31	7.76	2.30	8.25	2.32	8.57	2.33
	43	8.22	2.22	7.60	2.21	7.39	2.21	6.97	2.20	7.28	2.21	7.49	2.22
	46	7.24	2.05	6.66	2.04	6.47	2.04	6.08	2.03	6.16	2.03	6.21	2.03

Total Q: Total Cooling Capacity (kW)

Input Power (kW)

18.2 Heat Mode Performance Data

Unit setting: Standard piping length, Hi Fan, Heat mode at 30°C

Voltage: 230V, 50Hz

18.2.1 CU-3Z52TBE

Combination (Capacity)	Indoor Air Temp. °C DB	Outdoor Air Temp. °C WB													
		15		10		6		0		-5		-10		-15	
		Total Q	Input Power	Total Q	Input Power	Total Q	Input Power	Total Q	Input Power	Total Q	Input Power	Total Q	Input Power	Total Q	Input Power
1.6	16	3.72	0.69	3.56	0.83	3.41	0.92	3.20	0.99	2.90	1.01	2.62	0.98	2.32	0.91
	18	3.53	0.70	3.42	0.85	3.30	0.94	3.13	1.01	2.87	1.03	2.61	1.00	2.28	0.93
	20	3.33	0.71	3.28	0.87	3.20	0.96	3.06	1.03	2.84	1.06	2.60	1.03	2.31	0.95
	21	3.25	0.72	3.22	0.88	3.16	0.97	3.03	1.04	2.81	1.07	2.57	1.04	2.29	0.96
	22	3.18	0.73	3.16	0.89	3.11	0.98	3.00	1.05	2.79	1.08	2.55	1.05	2.26	0.97
	24	3.03	0.75	3.05	0.91	3.02	1.00	2.93	1.08	2.73	1.10	2.50	1.07	2.20	0.99
2.0	16	4.77	0.89	4.56	1.07	4.37	1.18	4.09	1.26	3.72	1.29	3.36	1.25	2.97	1.16
	18	4.52	0.90	4.38	1.09	4.23	1.20	4.01	1.29	3.68	1.32	3.35	1.29	2.93	1.19
	20	4.27	0.91	4.20	1.11	4.10	1.23	3.92	1.32	3.64	1.36	3.33	1.32	2.97	1.22
	21	4.17	0.92	4.13	1.12	4.04	1.24	3.88	1.34	3.60	1.37	3.30	1.33	2.93	1.23
	22	4.07	0.94	4.05	1.14	3.99	1.26	3.84	1.35	3.57	1.38	3.27	1.35	2.89	1.25
	24	3.88	0.97	3.91	1.17	3.87	1.28	3.75	1.38	3.50	1.41	3.20	1.37	2.82	1.27
2.5	16	5.00	0.89	4.78	1.07	4.58	1.18	4.29	1.26	3.90	1.29	3.53	1.25	3.11	1.16
	18	4.74	0.90	4.59	1.09	4.44	1.20	4.20	1.29	3.86	1.32	3.51	1.29	3.07	1.19
	20	4.47	0.91	4.40	1.11	4.30	1.23	4.12	1.32	3.81	1.36	3.49	1.32	3.11	1.22
	21	4.37	0.92	4.33	1.12	4.24	1.24	4.07	1.34	3.78	1.37	3.46	1.33	3.07	1.23
	22	4.27	0.94	4.25	1.14	4.18	1.26	4.03	1.35	3.74	1.38	3.43	1.35	3.03	1.25
	24	4.07	0.97	4.10	1.17	4.06	1.28	3.94	1.38	3.67	1.41	3.36	1.37	2.96	1.27
3.5	16	6.74	1.51	6.45	1.83	6.18	2.01	5.79	2.15	5.26	2.20	4.76	2.14	4.20	1.98
	18	6.39	1.53	6.19	1.86	5.99	2.06	5.67	2.21	5.20	2.26	4.73	2.20	4.14	2.03
	20	6.03	1.55	5.94	1.90	5.80	2.10	5.55	2.26	5.14	2.32	4.71	2.25	4.19	2.08
	21	5.90	1.57	5.84	1.92	5.72	2.12	5.49	2.28	5.10	2.34	4.67	2.28	4.14	2.11
	22	5.76	1.60	5.73	1.94	5.64	2.15	5.43	2.31	5.05	2.36	4.62	2.30	4.09	2.13
	24	5.49	1.65	5.53	1.99	5.48	2.19	5.31	2.35	4.95	2.41	4.53	2.34	3.99	2.18
4.2	16	7.91	2.11	7.56	2.55	7.24	2.80	6.79	3.01	6.16	3.07	5.58	2.98	4.93	2.76
	18	7.49	2.13	7.26	2.60	7.02	2.87	6.65	3.08	6.10	3.15	5.55	3.06	4.85	2.83
	20	7.08	2.16	6.96	2.65	6.80	2.93	6.51	3.16	6.03	3.24	5.52	3.14	4.92	2.90
	21	6.92	2.19	6.84	2.68	6.71	2.96	6.44	3.19	5.98	3.27	5.47	3.17	4.86	2.94
	22	6.76	2.23	6.72	2.71	6.61	2.99	6.37	3.22	5.92	3.30	5.42	3.21	4.80	2.97
	24	6.44	2.30	6.49	2.78	6.42	3.06	6.23	3.28	5.81	3.36	5.31	3.27	4.67	3.04
5.0	16	8.02	1.81	7.67	2.19	7.35	2.41	6.89	2.59	6.26	2.64	5.66	2.57	5.00	2.38
	18	7.60	1.83	7.37	2.23	7.13	2.47	6.75	2.65	6.19	2.71	5.63	2.63	4.93	2.44
	20	7.18	1.86	7.06	2.27	6.90	2.52	6.61	2.71	6.12	2.78	5.60	2.70	4.99	2.50
	21	7.02	1.89	6.94	2.30	6.80	2.55	6.53	2.74	6.06	2.81	5.55	2.73	4.93	2.53
	22	6.86	1.92	6.82	2.33	6.71	2.58	6.46	2.77	6.01	2.84	5.50	2.76	4.87	2.55
	24	6.53	1.98	6.58	2.39	6.52	2.63	6.32	2.82	5.89	2.89	5.39	2.81	4.74	2.61

Combination (Capacity)	Indoor Air Temp. °C DB	Outdoor Air Temp. °C WB													
		15		10		6		0		-5		-10		-15	
		Total Q	Input Power	Total Q	Input Power	Total Q	Input Power	Total Q	Input Power	Total Q	Input Power	Total Q	Input Power	Total Q	Input Power
1.6 + 1.6	16	13.78	1.44	9.65	1.76	7.66	1.96	6.35	2.13	5.83	2.23	5.63	2.21	5.07	2.11
	18	13.68	1.49	9.41	1.79	7.33	1.98	5.95	2.14	5.43	2.25	5.32	2.26	4.97	2.20
	20	13.58	1.54	9.18	1.82	7.00	1.99	5.55	2.16	5.02	2.28	5.01	2.31	4.87	2.29
	21	13.43	1.58	8.97	1.84	6.87	2.00	5.57	2.16	5.23	2.28	5.29	2.31	5.05	2.29
	22	13.28	1.61	8.77	1.86	6.73	2.02	5.60	2.17	5.45	2.28	5.57	2.31	5.24	2.29
	24	12.98	1.68	8.37	1.90	6.47	2.05	5.64	2.19	5.87	2.29	6.14	2.32	5.60	2.30
1.6 + 2.0	16	13.78	1.41	9.65	1.73	7.66	1.92	6.35	2.09	5.83	2.18	5.63	2.17	5.07	2.07
	18	13.68	1.46	9.41	1.75	7.33	1.94	5.95	2.10	5.43	2.21	5.32	2.22	4.97	2.15
	20	13.58	1.51	9.18	1.78	7.00	1.95	5.55	2.11	5.02	2.23	5.01	2.26	4.87	2.24
	21	13.43	1.55	8.97	1.80	6.87	1.96	5.57	2.12	5.23	2.23	5.29	2.27	5.05	2.24
	22	13.28	1.58	8.77	1.82	6.73	1.98	5.60	2.13	5.45	2.24	5.57	2.27	5.24	2.25
	24	12.98	1.65	8.37	1.87	6.47	2.01	5.64	2.14	5.87	2.24	6.14	2.27	5.60	2.25
1.6 + 2.5	16	13.78	1.41	9.65	1.73	7.66	1.92	6.35	2.09	5.83	2.18	5.63	2.17	5.07	2.07
	18	13.68	1.46	9.41	1.75	7.33	1.94	5.95	2.10	5.43	2.21	5.32	2.22	4.97	2.15
	20	13.58	1.51	9.18	1.78	7.00	1.95	5.55	2.11	5.02	2.23	5.01	2.26	4.87	2.24
	21	13.43	1.55	8.97	1.80	6.87	1.96	5.57	2.12	5.23	2.23	5.29	2.27	5.05	2.24
	22	13.28	1.58	8.77	1.82	6.73	1.98	5.60	2.13	5.45	2.24	5.57	2.27	5.24	2.25
	24	12.98	1.65	8.37	1.87	6.47	2.01	5.64	2.14	5.87	2.24	6.14	2.27	5.60	2.25
1.6 + 3.5	16	14.37	1.48	10.06	1.81	7.98	2.02	6.63	2.20	6.08	2.29	5.87	2.28	5.29	2.17
	18	14.27	1.53	9.82	1.84	7.64	2.03	6.21	2.21	5.66	2.32	5.55	2.33	5.18	2.26
	20	14.16	1.59	9.57	1.87	7.30	2.05	5.79	2.22	5.24	2.34	5.23	2.38	5.08	2.36
	21	14.01	1.63	9.36	1.89	7.16	2.07	5.81	2.23	5.46	2.35	5.52	2.38	5.27	2.36
	22	13.85	1.66	9.15	1.92	7.02	2.08	5.84	2.24	5.68	2.35	5.81	2.38	5.46	2.36
	24	13.54	1.73	8.73	1.96	6.74	2.11	5.89	2.25	6.13	2.36	6.40	2.39	5.84	2.37
1.6 + 4.2	16	14.37	1.47	10.06	1.81	7.98	2.01	6.63	2.19	6.08	2.28	5.87	2.27	5.29	2.16
	18	14.27	1.53	9.82	1.83	7.64	2.02	6.21	2.20	5.66	2.31	5.55	2.32	5.18	2.25
	20	14.16	1.58	9.57	1.86	7.30	2.04	5.79	2.21	5.24	2.33	5.23	2.37	5.08	2.34
	21	14.01	1.62	9.36	1.88	7.16	2.06	5.81	2.22	5.46	2.34	5.52	2.37	5.27	2.35
	22	13.85	1.65	9.15	1.91	7.02	2.07	5.84	2.23	5.68	2.34	5.81	2.37	5.46	2.35
	24	13.54	1.72	8.73	1.95	6.74	2.10	5.89	2.24	6.13	2.34	6.40	2.38	5.84	2.36
1.6 + 5.0	16	15.75	1.55	11.03	1.90	8.75	2.12	7.26	2.30	6.66	2.40	6.43	2.39	5.79	2.28
	18	15.64	1.61	10.76	1.93	8.37	2.13	6.80	2.32	6.20	2.43	6.08	2.44	5.68	2.38
	20	15.52	1.67	10.49	1.96	8.00	2.15	6.34	2.33	5.74	2.46	5.73	2.50	5.56	2.47
	21	15.35	1.71	10.26	1.99	7.85	2.17	6.37	2.34	5.98	2.46	6.05	2.50	5.77	2.48
	22	15.18	1.74	10.03	2.01	7.70	2.18	6.40	2.34	6.23	2.46	6.37	2.50	5.98	2.48
	24	14.83	1.82	9.57	2.06	7.39	2.21	6.45	2.36	6.71	2.47	7.01	2.50	6.40	2.49

Combination (Capacity)	Indoor Air Temp. °C DB	Outdoor Air Temp. °C WB													
		15		10		6		0		-5		-10		-15	
		Total Q	Input Power	Total Q	Input Power	Total Q	Input Power	Total Q	Input Power	Total Q	Input Power	Total Q	Input Power	Total Q	Input Power
2.0 + 2.0	16	13.78	1.41	9.65	1.73	7.66	1.92	6.35	2.09	5.83	2.18	5.63	2.17	5.07	2.07
	18	13.68	1.46	9.41	1.75	7.33	1.94	5.95	2.10	5.43	2.21	5.32	2.22	4.97	2.15
	20	13.58	1.51	9.18	1.78	7.00	1.95	5.55	2.11	5.02	2.23	5.01	2.26	4.87	2.24
	21	13.43	1.55	8.97	1.80	6.87	1.96	5.57	2.12	5.23	2.23	5.29	2.27	5.05	2.24
	22	13.28	1.58	8.77	1.82	6.73	1.98	5.60	2.13	5.45	2.24	5.57	2.27	5.24	2.25
	24	12.98	1.65	8.37	1.87	6.47	2.01	5.64	2.14	5.87	2.24	6.14	2.27	5.60	2.25
2.0 + 2.5	16	13.78	1.41	9.65	1.73	7.66	1.92	6.35	2.09	5.83	2.18	5.63	2.17	5.07	2.07
	18	13.68	1.46	9.41	1.75	7.33	1.94	5.95	2.10	5.43	2.21	5.32	2.22	4.97	2.15
	20	13.58	1.51	9.18	1.78	7.00	1.95	5.55	2.11	5.02	2.23	5.01	2.26	4.87	2.24
	21	13.43	1.55	8.97	1.80	6.87	1.96	5.57	2.12	5.23	2.23	5.29	2.27	5.05	2.24
	22	13.28	1.58	8.77	1.82	6.73	1.98	5.60	2.13	5.45	2.24	5.57	2.27	5.24	2.25
	24	12.98	1.65	8.37	1.87	6.47	2.01	5.64	2.14	5.87	2.24	6.14	2.27	5.60	2.25
2.0 + 3.5	16	14.37	1.47	10.06	1.81	7.98	2.01	6.63	2.19	6.08	2.28	5.87	2.27	5.29	2.16
	18	14.27	1.53	9.82	1.83	7.64	2.02	6.21	2.20	5.66	2.31	5.55	2.32	5.18	2.25
	20	14.16	1.58	9.57	1.86	7.30	2.04	5.79	2.21	5.24	2.33	5.23	2.37	5.08	2.34
	21	14.01	1.62	9.36	1.88	7.16	2.06	5.81	2.22	5.46	2.34	5.52	2.37	5.27	2.35
	22	13.85	1.65	9.15	1.91	7.02	2.07	5.84	2.23	5.68	2.34	5.81	2.37	5.46	2.35
	24	13.54	1.72	8.73	1.95	6.74	2.10	5.89	2.24	6.13	2.34	6.40	2.38	5.84	2.36
2.0 + 4.2	16	14.37	1.44	10.06	1.77	7.98	1.97	6.63	2.14	6.08	2.24	5.87	2.22	5.29	2.12
	18	14.27	1.50	9.82	1.80	7.64	1.99	6.21	2.15	5.66	2.26	5.55	2.27	5.18	2.21
	20	14.16	1.55	9.57	1.82	7.30	2.00	5.79	2.17	5.24	2.29	5.23	2.32	5.08	2.30
	21	14.01	1.59	9.36	1.85	7.16	2.01	5.81	2.17	5.46	2.29	5.52	2.32	5.27	2.30
	22	13.85	1.62	9.15	1.87	7.02	2.03	5.84	2.18	5.68	2.29	5.81	2.33	5.46	2.31
	24	13.54	1.69	8.73	1.91	6.74	2.06	5.89	2.20	6.13	2.30	6.40	2.33	5.84	2.31
2.0 + 5.0	16	15.75	1.55	11.03	1.90	8.75	2.12	7.26	2.30	6.66	2.40	6.43	2.39	5.79	2.28
	18	15.64	1.61	10.76	1.93	8.37	2.13	6.80	2.32	6.20	2.43	6.08	2.44	5.68	2.38
	20	15.52	1.67	10.49	1.96	8.00	2.15	6.34	2.33	5.74	2.46	5.73	2.50	5.56	2.47
	21	15.35	1.71	10.26	1.99	7.85	2.17	6.37	2.34	5.98	2.46	6.05	2.50	5.77	2.48
	22	15.18	1.74	10.03	2.01	7.70	2.18	6.40	2.34	6.23	2.46	6.37	2.50	5.98	2.48
	24	14.83	1.82	9.57	2.06	7.39	2.21	6.45	2.36	6.71	2.47	7.01	2.50	6.40	2.49
2.5 + 2.5	16	13.78	1.41	9.65	1.73	7.66	1.92	6.35	2.09	5.83	2.18	5.63	2.17	5.07	2.07
	18	13.68	1.46	9.41	1.75	7.33	1.94	5.95	2.10	5.43	2.21	5.32	2.22	4.97	2.15
	20	13.58	1.51	9.18	1.78	7.00	1.95	5.55	2.11	5.02	2.23	5.01	2.26	4.87	2.24
	21	13.43	1.55	8.97	1.80	6.87	1.96	5.57	2.12	5.23	2.23	5.29	2.27	5.05	2.24
	22	13.28	1.58	8.77	1.82	6.73	1.98	5.60	2.13	5.45	2.24	5.57	2.27	5.24	2.25
	24	12.98	1.65	8.37	1.87	6.47	2.01	5.64	2.14	5.87	2.24	6.14	2.27	5.60	2.25

Combination (Capacity)	Indoor Air Temp. °C DB	Outdoor Air Temp. °C WB													
		15		10		6		0		-5		-10		-15	
		Total Q	Input Power	Total Q	Input Power	Total Q	Input Power	Total Q	Input Power	Total Q	Input Power	Total Q	Input Power	Total Q	Input Power
2.5 + 3.5	16	14.37	1.47	10.06	1.81	7.98	2.01	6.63	2.19	6.08	2.28	5.87	2.27	5.29	2.16
	18	14.27	1.53	9.82	1.83	7.64	2.02	6.21	2.20	5.66	2.31	5.55	2.32	5.18	2.25
	20	14.16	1.58	9.57	1.86	7.30	2.04	5.79	2.21	5.24	2.33	5.23	2.37	5.08	2.34
	21	14.01	1.62	9.36	1.88	7.16	2.06	5.81	2.22	5.46	2.34	5.52	2.37	5.27	2.35
	22	13.85	1.65	9.15	1.91	7.02	2.07	5.84	2.23	5.68	2.34	5.81	2.37	5.46	2.35
	24	13.54	1.72	8.73	1.95	6.74	2.10	5.89	2.24	6.13	2.34	6.40	2.38	5.84	2.36
2.5 + 4.2	16	14.37	1.44	10.06	1.77	7.98	1.97	6.63	2.14	6.08	2.24	5.87	2.22	5.29	2.12
	18	14.27	1.50	9.82	1.80	7.64	1.99	6.21	2.15	5.66	2.26	5.55	2.27	5.18	2.21
	20	14.16	1.55	9.57	1.82	7.30	2.00	5.79	2.17	5.24	2.29	5.23	2.32	5.08	2.30
	21	14.01	1.59	9.36	1.85	7.16	2.01	5.81	2.17	5.46	2.29	5.52	2.32	5.27	2.30
	22	13.85	1.62	9.15	1.87	7.02	2.03	5.84	2.18	5.68	2.29	5.81	2.33	5.46	2.31
	24	13.54	1.69	8.73	1.91	6.74	2.06	5.89	2.20	6.13	2.30	6.40	2.33	5.84	2.31
2.5 + 5.0	16	15.75	1.55	11.03	1.90	8.75	2.12	7.26	2.30	6.66	2.40	6.43	2.39	5.79	2.28
	18	15.64	1.61	10.76	1.93	8.37	2.13	6.80	2.32	6.20	2.43	6.08	2.44	5.68	2.38
	20	15.52	1.67	10.49	1.96	8.00	2.15	6.34	2.33	5.74	2.46	5.73	2.50	5.56	2.47
	21	15.35	1.71	10.26	1.99	7.85	2.17	6.37	2.34	5.98	2.46	6.05	2.50	5.77	2.48
	22	15.18	1.74	10.03	2.01	7.70	2.18	6.40	2.34	6.23	2.46	6.37	2.50	5.98	2.48
	24	14.83	1.82	9.57	2.06	7.39	2.21	6.45	2.36	6.71	2.47	7.01	2.50	6.40	2.49
3.5 + 3.5	16	14.77	1.49	10.34	1.82	8.20	2.03	6.81	2.21	6.25	2.30	6.03	2.29	5.43	2.18
	18	14.66	1.54	10.09	1.85	7.85	2.04	6.38	2.22	5.81	2.33	5.70	2.34	5.32	2.28
	20	14.55	1.60	9.83	1.88	7.50	2.06	5.95	2.23	5.38	2.36	5.37	2.39	5.22	2.37
	21	14.39	1.63	9.62	1.90	7.36	2.08	5.97	2.24	5.61	2.36	5.67	2.39	5.41	2.37
	22	14.23	1.67	9.40	1.93	7.21	2.09	6.00	2.25	5.84	2.36	5.97	2.40	5.61	2.37
	24	13.91	1.74	8.97	1.97	6.93	2.12	6.05	2.26	6.29	2.37	6.58	2.40	6.00	2.38
3.5 + 4.2	16	14.77	1.49	10.34	1.82	8.20	2.03	6.81	2.21	6.25	2.30	6.03	2.29	5.43	2.18
	18	14.66	1.54	10.09	1.85	7.85	2.04	6.38	2.22	5.81	2.33	5.70	2.34	5.32	2.28
	20	14.55	1.60	9.83	1.88	7.50	2.06	5.95	2.23	5.38	2.36	5.37	2.39	5.22	2.37
	21	14.39	1.63	9.62	1.90	7.36	2.08	5.97	2.24	5.61	2.36	5.67	2.39	5.41	2.37
	22	14.23	1.67	9.40	1.93	7.21	2.09	6.00	2.25	5.84	2.36	5.97	2.40	5.61	2.37
	24	13.91	1.74	8.97	1.97	6.93	2.12	6.05	2.26	6.29	2.37	6.58	2.40	6.00	2.38
3.5 + 5.0	16	15.75	1.50	11.03	1.84	8.75	2.05	7.26	2.23	6.66	2.33	6.43	2.31	5.79	2.20
	18	15.64	1.56	10.76	1.87	8.37	2.06	6.80	2.24	6.20	2.35	6.08	2.36	5.68	2.30
	20	15.52	1.61	10.49	1.90	8.00	2.08	6.34	2.25	5.74	2.38	5.73	2.42	5.56	2.39
	21	15.35	1.65	10.26	1.92	7.85	2.10	6.37	2.26	5.98	2.38	6.05	2.42	5.77	2.39
	22	15.18	1.69	10.03	1.94	7.70	2.11	6.40	2.27	6.23	2.38	6.37	2.42	5.98	2.40
	24	14.83	1.76	9.57	1.99	7.39	2.14	6.45	2.28	6.71	2.39	7.01	2.42	6.40	2.40

Combination (Capacity)	Indoor Air Temp. °C DB	Outdoor Air Temp. °C WB													
		15		10		6		0		-5		-10		-15	
		Total Q	Input Power	Total Q	Input Power	Total Q	Input Power	Total Q	Input Power	Total Q	Input Power	Total Q	Input Power	Total Q	Input Power
4.2 + 4.2	16	14.97	1.51	10.48	1.85	8.31	2.06	6.90	2.24	6.33	2.34	6.11	2.32	5.51	2.22
	18	14.85	1.56	10.22	1.88	7.96	2.07	6.46	2.25	5.89	2.36	5.78	2.37	5.40	2.31
	20	14.74	1.62	9.96	1.91	7.60	2.09	6.02	2.26	5.45	2.39	5.44	2.43	5.29	2.40
	21	14.58	1.66	9.74	1.93	7.46	2.11	6.05	2.27	5.68	2.39	5.75	2.43	5.48	2.41
	22	14.42	1.69	9.52	1.95	7.31	2.12	6.08	2.28	5.91	2.40	6.05	2.43	5.68	2.41
	24	14.09	1.77	9.09	2.00	7.02	2.15	6.13	2.30	6.38	2.40	6.66	2.43	6.08	2.42
4.2 + 5.0	16	15.75	1.50	11.03	1.84	8.75	2.05	7.26	2.23	6.66	2.33	6.43	2.31	5.79	2.20
	18	15.64	1.56	10.76	1.87	8.37	2.06	6.80	2.24	6.20	2.35	6.08	2.36	5.68	2.30
	20	15.52	1.61	10.49	1.90	8.00	2.08	6.34	2.25	5.74	2.38	5.73	2.42	5.56	2.39
	21	15.35	1.65	10.26	1.92	7.85	2.10	6.37	2.26	5.98	2.38	6.05	2.42	5.77	2.39
	22	15.18	1.69	10.03	1.94	7.70	2.11	6.40	2.27	6.23	2.38	6.37	2.42	5.98	2.40
	24	14.83	1.76	9.57	1.99	7.39	2.14	6.45	2.28	6.71	2.39	7.01	2.42	6.40	2.40
1.6 + 1.6 + 1.6	16	15.95	1.51	11.17	1.86	8.86	2.07	7.35	2.25	6.75	2.35	6.51	2.33	5.87	2.23
	18	15.83	1.57	10.89	1.89	8.48	2.08	6.89	2.26	6.28	2.38	6.16	2.39	5.75	2.32
	20	15.71	1.63	10.62	1.92	8.10	2.10	6.42	2.27	5.81	2.40	5.80	2.44	5.63	2.41
	21	15.54	1.67	10.38	1.94	7.95	2.12	6.45	2.28	6.06	2.40	6.12	2.44	5.85	2.42
	22	15.37	1.70	10.15	1.96	7.79	2.13	6.48	2.29	6.30	2.41	6.45	2.44	6.06	2.42
	24	15.02	1.77	9.68	2.01	7.48	2.16	6.53	2.31	6.80	2.41	7.10	2.45	6.48	2.43
1.6 + 1.6 + 2.0	16	16.34	1.57	11.44	1.92	9.08	2.14	7.53	2.33	6.91	2.43	6.68	2.41	6.01	2.30
	18	16.22	1.62	11.16	1.95	8.69	2.15	7.06	2.34	6.43	2.45	6.31	2.47	5.89	2.40
	20	16.10	1.68	10.88	1.98	8.30	2.17	6.58	2.35	5.95	2.48	5.94	2.52	5.77	2.49
	21	15.92	1.72	10.64	2.00	8.14	2.19	6.61	2.36	6.21	2.48	6.28	2.52	5.99	2.50
	22	15.75	1.76	10.40	2.03	7.98	2.20	6.64	2.37	6.46	2.49	6.61	2.52	6.21	2.50
	24	15.39	1.83	9.92	2.08	7.67	2.23	6.69	2.38	6.97	2.49	7.28	2.53	6.64	2.51
1.6 + 1.6 + 2.5	16	16.34	1.57	11.44	1.92	9.08	2.14	7.53	2.33	6.91	2.43	6.68	2.41	6.01	2.30
	18	16.22	1.62	11.16	1.95	8.69	2.15	7.06	2.34	6.43	2.45	6.31	2.47	5.89	2.40
	20	16.10	1.68	10.88	1.98	8.30	2.17	6.58	2.35	5.95	2.48	5.94	2.52	5.77	2.49
	21	15.92	1.72	10.64	2.00	8.14	2.19	6.61	2.36	6.21	2.48	6.28	2.52	5.99	2.50
	22	15.75	1.76	10.40	2.03	7.98	2.20	6.64	2.37	6.46	2.49	6.61	2.52	6.21	2.50
	24	15.39	1.83	9.92	2.08	7.67	2.23	6.69	2.38	6.97	2.49	7.28	2.53	6.64	2.51
1.6 + 1.6 + 3.5	16	16.34	1.51	11.44	1.86	9.08	2.07	7.53	2.25	6.91	2.35	6.68	2.33	6.01	2.23
	18	16.22	1.57	11.16	1.89	8.69	2.08	7.06	2.26	6.43	2.38	6.31	2.39	5.89	2.32
	20	16.10	1.63	10.88	1.92	8.30	2.10	6.58	2.27	5.95	2.40	5.94	2.44	5.77	2.41
	21	15.92	1.67	10.64	1.94	8.14	2.12	6.61	2.28	6.21	2.40	6.28	2.44	5.99	2.42
	22	15.75	1.70	10.40	1.96	7.98	2.13	6.64	2.29	6.46	2.41	6.61	2.44	6.21	2.42
	24	15.39	1.77	9.92	2.01	7.67	2.16	6.69	2.31	6.97	2.41	7.28	2.45	6.64	2.43

Combination (Capacity)	Indoor Air Temp. °C DB	Outdoor Air Temp. °C WB													
		15		10		6		0		-5		-10		-15	
		Total Q	Input Power	Total Q	Input Power	Total Q	Input Power	Total Q	Input Power	Total Q	Input Power	Total Q	Input Power	Total Q	Input Power
1.6 + 1.6 + 4.2	16	16.34	1.51	11.44	1.86	9.08	2.07	7.53	2.25	6.91	2.35	6.68	2.33	6.01	2.23
	18	16.22	1.57	11.16	1.89	8.69	2.08	7.06	2.26	6.43	2.38	6.31	2.39	5.89	2.32
	20	16.10	1.63	10.88	1.92	8.30	2.10	6.58	2.27	5.95	2.40	5.94	2.44	5.77	2.41
	21	15.92	1.67	10.64	1.94	8.14	2.12	6.61	2.28	6.21	2.40	6.28	2.44	5.99	2.42
	22	15.75	1.70	10.40	1.96	7.98	2.13	6.64	2.29	6.46	2.41	6.61	2.44	6.21	2.42
	24	15.39	1.77	9.92	2.01	7.67	2.16	6.69	2.31	6.97	2.41	7.28	2.45	6.64	2.43
1.6 + 1.6 + 5.0	16	16.34	1.41	11.44	1.73	9.08	1.93	7.53	2.10	6.91	2.19	6.68	2.18	6.01	2.08
	18	16.22	1.47	11.16	1.76	8.69	1.95	7.06	2.11	6.43	2.22	6.31	2.23	5.89	2.17
	20	16.10	1.52	10.88	1.79	8.30	1.96	6.58	2.12	5.95	2.24	5.94	2.28	5.77	2.25
	21	15.92	1.55	10.64	1.81	8.14	1.97	6.61	2.13	6.21	2.24	6.28	2.28	5.99	2.26
	22	15.75	1.59	10.40	1.83	7.98	1.99	6.64	2.14	6.46	2.25	6.61	2.28	6.21	2.26
	24	15.39	1.66	9.92	1.88	7.67	2.02	6.69	2.15	6.97	2.25	7.28	2.28	6.64	2.27
1.6 + 2.0 + 2.0	16	16.34	1.53	11.44	1.88	9.08	2.09	7.53	2.27	6.91	2.37	6.68	2.35	6.01	2.25
	18	16.22	1.59	11.16	1.91	8.69	2.10	7.06	2.28	6.43	2.40	6.31	2.41	5.89	2.34
	20	16.10	1.65	10.88	1.93	8.30	2.12	6.58	2.30	5.95	2.42	5.94	2.46	5.77	2.44
	21	15.92	1.68	10.64	1.96	8.14	2.14	6.61	2.30	6.21	2.43	6.28	2.46	5.99	2.44
	22	15.75	1.72	10.40	1.98	7.98	2.15	6.64	2.31	6.46	2.43	6.61	2.47	6.21	2.44
	24	15.39	1.79	9.92	2.03	7.67	2.18	6.69	2.33	6.97	2.44	7.28	2.47	6.64	2.45
1.6 + 2.0 + 2.5	16	16.34	1.53	11.44	1.88	9.08	2.09	7.53	2.27	6.91	2.37	6.68	2.35	6.01	2.25
	18	16.22	1.59	11.16	1.91	8.69	2.10	7.06	2.28	6.43	2.40	6.31	2.41	5.89	2.34
	20	16.10	1.65	10.88	1.93	8.30	2.12	6.58	2.30	5.95	2.42	5.94	2.46	5.77	2.44
	21	15.92	1.68	10.64	1.96	8.14	2.14	6.61	2.30	6.21	2.43	6.28	2.46	5.99	2.44
	22	15.75	1.72	10.40	1.98	7.98	2.15	6.64	2.31	6.46	2.43	6.61	2.47	6.21	2.44
	24	15.39	1.79	9.92	2.03	7.67	2.18	6.69	2.33	6.97	2.44	7.28	2.47	6.64	2.45
1.6 + 2.0 + 3.5	16	16.34	1.51	11.44	1.86	9.08	2.07	7.53	2.25	6.91	2.35	6.68	2.33	6.01	2.23
	18	16.22	1.57	11.16	1.89	8.69	2.08	7.06	2.26	6.43	2.38	6.31	2.39	5.89	2.32
	20	16.10	1.63	10.88	1.92	8.30	2.10	6.58	2.27	5.95	2.40	5.94	2.44	5.77	2.41
	21	15.92	1.67	10.64	1.94	8.14	2.12	6.61	2.28	6.21	2.40	6.28	2.44	5.99	2.42
	22	15.75	1.70	10.40	1.96	7.98	2.13	6.64	2.29	6.46	2.41	6.61	2.44	6.21	2.42
	24	15.39	1.77	9.92	2.01	7.67	2.16	6.69	2.31	6.97	2.41	7.28	2.45	6.64	2.43
1.6 + 2.0 + 4.2	16	16.34	1.51	11.44	1.85	9.08	2.06	7.53	2.24	6.91	2.34	6.68	2.32	6.01	2.22
	18	16.22	1.56	11.16	1.88	8.69	2.07	7.06	2.25	6.43	2.36	6.31	2.37	5.89	2.31
	20	16.10	1.62	10.88	1.91	8.30	2.09	6.58	2.26	5.95	2.39	5.94	2.43	5.77	2.40
	21	15.92	1.66	10.64	1.93	8.14	2.11	6.61	2.27	6.21	2.39	6.28	2.43	5.99	2.41
	22	15.75	1.69	10.40	1.95	7.98	2.12	6.64	2.28	6.46	2.40	6.61	2.43	6.21	2.41
	24	15.39	1.77	9.92	2.00	7.67	2.15	6.69	2.30	6.97	2.40	7.28	2.43	6.64	2.42

Combination (Capacity)	Indoor Air Temp. °C DB	Outdoor Air Temp. °C WB													
		15		10		6		0		-5		-10		-15	
		Total Q	Input Power	Total Q	Input Power	Total Q	Input Power	Total Q	Input Power	Total Q	Input Power	Total Q	Input Power	Total Q	Input Power
1.6 + 2.0 + 5.0	16	16.34	1.41	11.44	1.73	9.08	1.92	7.53	2.09	6.91	2.18	6.68	2.17	6.01	2.07
	18	16.22	1.46	11.16	1.75	8.69	1.94	7.06	2.10	6.43	2.21	6.31	2.22	5.89	2.15
	20	16.10	1.51	10.88	1.78	8.30	1.95	6.58	2.11	5.95	2.23	5.94	2.26	5.77	2.24
	21	15.92	1.55	10.64	1.80	8.14	1.96	6.61	2.12	6.21	2.23	6.28	2.27	5.99	2.24
	22	15.75	1.58	10.40	1.82	7.98	1.98	6.64	2.13	6.46	2.24	6.61	2.27	6.21	2.25
	24	15.39	1.65	9.92	1.87	7.67	2.01	6.69	2.14	6.97	2.24	7.28	2.27	6.64	2.25
1.6 + 2.5 + 2.5	16	16.34	1.53	11.44	1.88	9.08	2.09	7.53	2.27	6.91	2.37	6.68	2.35	6.01	2.25
	18	16.22	1.59	11.16	1.91	8.69	2.10	7.06	2.28	6.43	2.40	6.31	2.41	5.89	2.34
	20	16.10	1.65	10.88	1.93	8.30	2.12	6.58	2.30	5.95	2.42	5.94	2.46	5.77	2.44
	21	15.92	1.68	10.64	1.96	8.14	2.14	6.61	2.30	6.21	2.43	6.28	2.46	5.99	2.44
	22	15.75	1.72	10.40	1.98	7.98	2.15	6.64	2.31	6.46	2.43	6.61	2.47	6.21	2.44
	24	15.39	1.79	9.92	2.03	7.67	2.18	6.69	2.33	6.97	2.44	7.28	2.47	6.64	2.45
1.6 + 2.5 + 3.5	16	16.34	1.51	11.44	1.86	9.08	2.07	7.53	2.25	6.91	2.35	6.68	2.33	6.01	2.23
	18	16.22	1.57	11.16	1.89	8.69	2.08	7.06	2.26	6.43	2.38	6.31	2.39	5.89	2.32
	20	16.10	1.63	10.88	1.92	8.30	2.10	6.58	2.27	5.95	2.40	5.94	2.44	5.77	2.41
	21	15.92	1.67	10.64	1.94	8.14	2.12	6.61	2.28	6.21	2.40	6.28	2.44	5.99	2.42
	22	15.75	1.70	10.40	1.96	7.98	2.13	6.64	2.29	6.46	2.41	6.61	2.44	6.21	2.42
	24	15.39	1.77	9.92	2.01	7.67	2.16	6.69	2.31	6.97	2.41	7.28	2.45	6.64	2.43
1.6 + 2.5 + 4.2	16	16.34	1.51	11.44	1.85	9.08	2.06	7.53	2.24	6.91	2.34	6.68	2.32	6.01	2.22
	18	16.22	1.56	11.16	1.88	8.69	2.07	7.06	2.25	6.43	2.36	6.31	2.37	5.89	2.31
	20	16.10	1.62	10.88	1.91	8.30	2.09	6.58	2.26	5.95	2.39	5.94	2.43	5.77	2.40
	21	15.92	1.66	10.64	1.93	8.14	2.11	6.61	2.27	6.21	2.39	6.28	2.43	5.99	2.41
	22	15.75	1.69	10.40	1.95	7.98	2.12	6.64	2.28	6.46	2.40	6.61	2.43	6.21	2.41
	24	15.39	1.77	9.92	2.00	7.67	2.15	6.69	2.30	6.97	2.40	7.28	2.43	6.64	2.42
1.6 + 2.5 + 5.0	16	16.34	1.41	11.44	1.73	9.08	1.92	7.53	2.09	6.91	2.18	6.68	2.17	6.01	2.07
	18	16.22	1.46	11.16	1.75	8.69	1.94	7.06	2.10	6.43	2.21	6.31	2.22	5.89	2.15
	20	16.10	1.51	10.88	1.78	8.30	1.95	6.58	2.11	5.95	2.23	5.94	2.26	5.77	2.24
	21	15.92	1.55	10.64	1.80	8.14	1.96	6.61	2.12	6.21	2.23	6.28	2.27	5.99	2.24
	22	15.75	1.58	10.40	1.82	7.98	1.98	6.64	2.13	6.46	2.24	6.61	2.27	6.21	2.25
	24	15.39	1.65	9.92	1.87	7.67	2.01	6.69	2.14	6.97	2.24	7.28	2.27	6.64	2.25
1.6 + 3.5 + 3.5	16	16.34	1.49	11.44	1.83	9.08	2.04	7.53	2.22	6.91	2.32	6.68	2.30	6.01	2.19
	18	16.22	1.55	11.16	1.86	8.69	2.05	7.06	2.23	6.43	2.34	6.31	2.35	5.89	2.29
	20	16.10	1.61	10.88	1.89	8.30	2.07	6.58	2.24	5.95	2.37	5.94	2.40	5.77	2.38
	21	15.92	1.64	10.64	1.91	8.14	2.09	6.61	2.25	6.21	2.37	6.28	2.41	5.99	2.38
	22	15.75	1.68	10.40	1.93	7.98	2.10	6.64	2.26	6.46	2.37	6.61	2.41	6.21	2.39
	24	15.39	1.75	9.92	1.98	7.67	2.13	6.69	2.27	6.97	2.38	7.28	2.41	6.64	2.39

Combination (Capacity)	Indoor Air Temp. °C DB	Outdoor Air Temp. °C WB													
		15		10		6		0		-5		-10		-15	
		Total Q	Input Power	Total Q	Input Power	Total Q	Input Power	Total Q	Input Power	Total Q	Input Power	Total Q	Input Power	Total Q	Input Power
1.6 + 3.5 + 4.2	16	16.34	1.49	11.44	1.82	9.08	2.03	7.53	2.21	6.91	2.30	6.68	2.29	6.01	2.18
	18	16.22	1.54	11.16	1.85	8.69	2.04	7.06	2.22	6.43	2.33	6.31	2.34	5.89	2.28
	20	16.10	1.60	10.88	1.88	8.30	2.06	6.58	2.23	5.95	2.36	5.94	2.39	5.77	2.37
	21	15.92	1.63	10.64	1.90	8.14	2.08	6.61	2.24	6.21	2.36	6.28	2.39	5.99	2.37
	22	15.75	1.67	10.40	1.93	7.98	2.09	6.64	2.25	6.46	2.36	6.61	2.40	6.21	2.37
	24	15.39	1.74	9.92	1.97	7.67	2.12	6.69	2.26	6.97	2.37	7.28	2.40	6.64	2.38
2.0 + 2.0 + 2.0	16	16.34	1.52	11.44	1.87	9.08	2.08	7.53	2.26	6.91	2.36	6.68	2.34	6.01	2.24
	18	16.22	1.58	11.16	1.90	8.69	2.09	7.06	2.27	6.43	2.39	6.31	2.40	5.89	2.33
	20	16.10	1.64	10.88	1.92	8.30	2.11	6.58	2.29	5.95	2.41	5.94	2.45	5.77	2.43
	21	15.92	1.67	10.64	1.95	8.14	2.13	6.61	2.29	6.21	2.42	6.28	2.45	5.99	2.43
	22	15.75	1.71	10.40	1.97	7.98	2.14	6.64	2.30	6.46	2.42	6.61	2.45	6.21	2.43
	24	15.39	1.78	9.92	2.02	7.67	2.17	6.69	2.32	6.97	2.42	7.28	2.46	6.64	2.44
2.0 + 2.0 + 2.5	16	16.34	1.52	11.44	1.87	9.08	2.08	7.53	2.26	6.91	2.36	6.68	2.34	6.01	2.24
	18	16.22	1.58	11.16	1.90	8.69	2.09	7.06	2.27	6.43	2.39	6.31	2.40	5.89	2.33
	20	16.10	1.64	10.88	1.92	8.30	2.11	6.58	2.29	5.95	2.41	5.94	2.45	5.77	2.43
	21	15.92	1.67	10.64	1.95	8.14	2.13	6.61	2.29	6.21	2.42	6.28	2.45	5.99	2.43
	22	15.75	1.71	10.40	1.97	7.98	2.14	6.64	2.30	6.46	2.42	6.61	2.45	6.21	2.43
	24	15.39	1.78	9.92	2.02	7.67	2.17	6.69	2.32	6.97	2.42	7.28	2.46	6.64	2.44
2.0 + 2.0 + 3.5	16	16.34	1.51	11.44	1.85	9.08	2.06	7.53	2.24	6.91	2.34	6.68	2.32	6.01	2.22
	18	16.22	1.56	11.16	1.88	8.69	2.07	7.06	2.25	6.43	2.36	6.31	2.37	5.89	2.31
	20	16.10	1.62	10.88	1.91	8.30	2.09	6.58	2.26	5.95	2.39	5.94	2.43	5.77	2.40
	21	15.92	1.66	10.64	1.93	8.14	2.11	6.61	2.27	6.21	2.39	6.28	2.43	5.99	2.41
	22	15.75	1.69	10.40	1.95	7.98	2.12	6.64	2.28	6.46	2.40	6.61	2.43	6.21	2.41
	24	15.39	1.77	9.92	2.00	7.67	2.15	6.69	2.30	6.97	2.40	7.28	2.43	6.64	2.42
2.0 + 2.0 + 4.2	16	16.34	1.50	11.44	1.84	9.08	2.05	7.53	2.23	6.91	2.33	6.68	2.31	6.01	2.20
	18	16.22	1.56	11.16	1.87	8.69	2.06	7.06	2.24	6.43	2.35	6.31	2.36	5.89	2.30
	20	16.10	1.61	10.88	1.90	8.30	2.08	6.58	2.25	5.95	2.38	5.94	2.42	5.77	2.39
	21	15.92	1.65	10.64	1.92	8.14	2.10	6.61	2.26	6.21	2.38	6.28	2.42	5.99	2.39
	22	15.75	1.69	10.40	1.94	7.98	2.11	6.64	2.27	6.46	2.38	6.61	2.42	6.21	2.40
	24	15.39	1.76	9.92	1.99	7.67	2.14	6.69	2.28	6.97	2.39	7.28	2.42	6.64	2.40
2.0 + 2.0 + 5.0	16	16.34	1.40	11.44	1.72	9.08	1.91	7.53	2.08	6.91	2.17	6.68	2.15	6.01	2.06
	18	16.22	1.45	11.16	1.74	8.69	1.93	7.06	2.09	6.43	2.19	6.31	2.20	5.89	2.14
	20	16.10	1.51	10.88	1.77	8.30	1.94	6.58	2.10	5.95	2.22	5.94	2.25	5.77	2.23
	21	15.92	1.54	10.64	1.79	8.14	1.95	6.61	2.11	6.21	2.22	6.28	2.25	5.99	2.23
	22	15.75	1.57	10.40	1.81	7.98	1.97	6.64	2.12	6.46	2.22	6.61	2.26	6.21	2.24
	24	15.39	1.64	9.92	1.86	7.67	2.00	6.69	2.13	6.97	2.23	7.28	2.26	6.64	2.24

Combination (Capacity)	Indoor Air Temp. °C DB	Outdoor Air Temp. °C WB													
		15		10		6		0		-5		-10		-15	
		Total Q	Input Power	Total Q	Input Power	Total Q	Input Power	Total Q	Input Power	Total Q	Input Power	Total Q	Input Power	Total Q	Input Power
2.0 + 2.5 + 2.5	16	16.34	1.52	11.44	1.87	9.08	2.08	7.53	2.26	6.91	2.36	6.68	2.34	6.01	2.24
	18	16.22	1.58	11.16	1.90	8.69	2.09	7.06	2.27	6.43	2.39	6.31	2.40	5.89	2.33
	20	16.10	1.64	10.88	1.92	8.30	2.11	6.58	2.29	5.95	2.41	5.94	2.45	5.77	2.43
	21	15.92	1.67	10.64	1.95	8.14	2.13	6.61	2.29	6.21	2.42	6.28	2.45	5.99	2.43
	22	15.75	1.71	10.40	1.97	7.98	2.14	6.64	2.30	6.46	2.42	6.61	2.45	6.21	2.43
	24	15.39	1.78	9.92	2.02	7.67	2.17	6.69	2.32	6.97	2.42	7.28	2.46	6.64	2.44
2.0 + 2.5 + 3.5	16	16.34	1.51	11.44	1.85	9.08	2.06	7.53	2.24	6.91	2.34	6.68	2.32	6.01	2.22
	18	16.22	1.56	11.16	1.88	8.69	2.07	7.06	2.25	6.43	2.36	6.31	2.37	5.89	2.31
	20	16.10	1.62	10.88	1.91	8.30	2.09	6.58	2.26	5.95	2.39	5.94	2.43	5.77	2.40
	21	15.92	1.66	10.64	1.93	8.14	2.11	6.61	2.27	6.21	2.39	6.28	2.43	5.99	2.41
	22	15.75	1.69	10.40	1.95	7.98	2.12	6.64	2.28	6.46	2.40	6.61	2.43	6.21	2.41
	24	15.39	1.77	9.92	2.00	7.67	2.15	6.69	2.30	6.97	2.40	7.28	2.43	6.64	2.42
2.0 + 2.5 + 4.2	16	16.34	1.50	11.44	1.84	9.08	2.05	7.53	2.23	6.91	2.33	6.68	2.31	6.01	2.20
	18	16.22	1.56	11.16	1.87	8.69	2.06	7.06	2.24	6.43	2.35	6.31	2.36	5.89	2.30
	20	16.10	1.61	10.88	1.90	8.30	2.08	6.58	2.25	5.95	2.38	5.94	2.42	5.77	2.39
	21	15.92	1.65	10.64	1.92	8.14	2.10	6.61	2.26	6.21	2.38	6.28	2.42	5.99	2.39
	22	15.75	1.69	10.40	1.94	7.98	2.11	6.64	2.27	6.46	2.38	6.61	2.42	6.21	2.40
	24	15.39	1.76	9.92	1.99	7.67	2.14	6.69	2.28	6.97	2.39	7.28	2.42	6.64	2.40
2.0 + 2.5 + 5.0	16	16.34	1.40	11.44	1.72	9.08	1.91	7.53	2.08	6.91	2.17	6.68	2.15	6.01	2.06
	18	16.22	1.45	11.16	1.74	8.69	1.93	7.06	2.09	6.43	2.19	6.31	2.20	5.89	2.14
	20	16.10	1.51	10.88	1.77	8.30	1.94	6.58	2.10	5.95	2.22	5.94	2.25	5.77	2.23
	21	15.92	1.54	10.64	1.79	8.14	1.95	6.61	2.11	6.21	2.22	6.28	2.25	5.99	2.23
	22	15.75	1.57	10.40	1.81	7.98	1.97	6.64	2.12	6.46	2.22	6.61	2.26	6.21	2.24
	24	15.39	1.64	9.92	1.86	7.67	2.00	6.69	2.13	6.97	2.23	7.28	2.26	6.64	2.24
2.0 + 3.5 + 3.5	16	16.34	1.49	11.44	1.82	9.08	2.03	7.53	2.21	6.91	2.30	6.68	2.29	6.01	2.18
	18	16.22	1.54	11.16	1.85	8.69	2.04	7.06	2.22	6.43	2.33	6.31	2.34	5.89	2.28
	20	16.10	1.60	10.88	1.88	8.30	2.06	6.58	2.23	5.95	2.36	5.94	2.39	5.77	2.37
	21	15.92	1.63	10.64	1.90	8.14	2.08	6.61	2.24	6.21	2.36	6.28	2.39	5.99	2.37
	22	15.75	1.67	10.40	1.93	7.98	2.09	6.64	2.25	6.46	2.36	6.61	2.40	6.21	2.37
	24	15.39	1.74	9.92	1.97	7.67	2.12	6.69	2.26	6.97	2.37	7.28	2.40	6.64	2.38
2.5 + 2.5 + 2.5	16	16.34	1.52	11.44	1.87	9.08	2.08	7.53	2.26	6.91	2.36	6.68	2.34	6.01	2.24
	18	16.22	1.58	11.16	1.90	8.69	2.09	7.06	2.27	6.43	2.39	6.31	2.40	5.89	2.33
	20	16.10	1.64	10.88	1.92	8.30	2.11	6.58	2.29	5.95	2.41	5.94	2.45	5.77	2.43
	21	15.92	1.67	10.64	1.95	8.14	2.13	6.61	2.29	6.21	2.42	6.28	2.45	5.99	2.43
	22	15.75	1.71	10.40	1.97	7.98	2.14	6.64	2.30	6.46	2.42	6.61	2.45	6.21	2.43
	24	15.39	1.78	9.92	2.02	7.67	2.17	6.69	2.32	6.97	2.42	7.28	2.46	6.64	2.44

Combination (Capacity)	Indoor Air Temp. °C DB	Outdoor Air Temp. °C WB													
		15		10		6		0		-5		-10		-15	
		Total Q	Input Power	Total Q	Input Power	Total Q	Input Power	Total Q	Input Power	Total Q	Input Power	Total Q	Input Power	Total Q	Input Power
2.5 + 2.5 + 3.5	16	16.34	1.51	11.44	1.85	9.08	2.06	7.53	2.24	6.91	2.34	6.68	2.32	6.01	2.22
	18	16.22	1.56	11.16	1.88	8.69	2.07	7.06	2.25	6.43	2.36	6.31	2.37	5.89	2.31
	20	16.10	1.62	10.88	1.91	8.30	2.09	6.58	2.26	5.95	2.39	5.94	2.43	5.77	2.40
	21	15.92	1.66	10.64	1.93	8.14	2.11	6.61	2.27	6.21	2.39	6.28	2.43	5.99	2.41
	22	15.75	1.69	10.40	1.95	7.98	2.12	6.64	2.28	6.46	2.40	6.61	2.43	6.21	2.41
	24	15.39	1.77	9.92	2.00	7.67	2.15	6.69	2.30	6.97	2.40	7.28	2.43	6.64	2.42
2.5 + 2.5 + 4.2	16	16.34	1.50	11.44	1.84	9.08	2.05	7.53	2.23	6.91	2.33	6.68	2.31	6.01	2.20
	18	16.22	1.56	11.16	1.87	8.69	2.06	7.06	2.24	6.43	2.35	6.31	2.36	5.89	2.30
	20	16.10	1.61	10.88	1.90	8.30	2.08	6.58	2.25	5.95	2.38	5.94	2.42	5.77	2.39
	21	15.92	1.65	10.64	1.92	8.14	2.10	6.61	2.26	6.21	2.38	6.28	2.42	5.99	2.39
	22	15.75	1.69	10.40	1.94	7.98	2.11	6.64	2.27	6.46	2.38	6.61	2.42	6.21	2.40
	24	15.39	1.76	9.92	1.99	7.67	2.14	6.69	2.28	6.97	2.39	7.28	2.42	6.64	2.40
2.5 + 3.5 + 3.5	16	16.34	1.49	11.44	1.82	9.08	2.03	7.53	2.21	6.91	2.30	6.68	2.29	6.01	2.18
	18	16.22	1.54	11.16	1.85	8.69	2.04	7.06	2.22	6.43	2.33	6.31	2.34	5.89	2.28
	20	16.10	1.60	10.88	1.88	8.30	2.06	6.58	2.23	5.95	2.36	5.94	2.39	5.77	2.37
	21	15.92	1.63	10.64	1.90	8.14	2.08	6.61	2.24	6.21	2.36	6.28	2.39	5.99	2.37
	22	15.75	1.67	10.40	1.93	7.98	2.09	6.64	2.25	6.46	2.36	6.61	2.40	6.21	2.37
	24	15.39	1.74	9.92	1.97	7.67	2.12	6.69	2.26	6.97	2.37	7.28	2.40	6.64	2.38

18.2.2 CU-3Z68TBE

Combination (Capacity)	Indoor Air Temp. °C DB	Outdoor Air Temp. °C WB													
		15		10		6		0		-5		-10		-15	
		Total Q	Input Power	Total Q	Input Power	Total Q	Input Power	Total Q	Input Power	Total Q	Input Power	Total Q	Input Power	Total Q	Input Power
1.6	16	3.72	0.69	3.56	0.83	3.41	0.92	3.20	0.99	2.90	1.01	2.62	0.98	2.32	0.91
	18	3.53	0.70	3.42	0.85	3.30	0.94	3.13	1.01	2.87	1.03	2.61	1.00	2.32	0.93
	20	3.33	0.71	3.28	0.87	3.20	0.96	3.06	1.03	2.84	1.06	2.60	1.03	2.31	0.95
	21	3.25	0.72	3.22	0.88	3.16	0.97	3.03	1.04	2.81	1.07	2.57	1.04	2.29	0.96
	22	3.18	0.73	3.16	0.89	3.11	0.98	3.00	1.05	2.79	1.08	2.55	1.05	2.26	0.97
	24	3.03	0.75	3.05	0.91	3.02	1.00	2.93	1.08	2.73	1.10	2.50	1.07	2.20	0.99
2.0	16	4.77	0.89	4.56	1.07	4.37	1.18	4.09	1.26	3.72	1.29	3.36	1.25	2.97	1.16
	18	4.52	0.90	4.38	1.09	4.23	1.20	4.01	1.29	3.68	1.32	3.35	1.29	2.97	1.19
	20	4.27	0.91	4.20	1.11	4.10	1.23	3.92	1.32	3.64	1.36	3.33	1.32	2.97	1.22
	21	4.17	0.92	4.13	1.12	4.04	1.24	3.88	1.34	3.60	1.37	3.30	1.33	2.93	1.23
	22	4.07	0.94	4.05	1.14	3.99	1.26	3.84	1.35	3.57	1.38	3.27	1.35	2.89	1.25
	24	3.88	0.97	3.91	1.17	3.87	1.28	3.75	1.38	3.50	1.41	3.20	1.37	2.82	1.27
2.5	16	5.00	0.89	4.78	1.07	4.58	1.18	4.29	1.26	3.90	1.29	3.53	1.25	3.11	1.16
	18	4.74	0.90	4.59	1.09	4.44	1.20	4.20	1.29	3.86	1.32	3.51	1.29	3.11	1.19
	20	4.47	0.91	4.40	1.11	4.30	1.23	4.12	1.32	3.81	1.36	3.49	1.32	3.11	1.22
	21	4.37	0.92	4.33	1.12	4.24	1.24	4.07	1.34	3.78	1.37	3.46	1.33	3.07	1.23
	22	4.27	0.94	4.25	1.14	4.18	1.26	4.03	1.35	3.74	1.38	3.43	1.35	3.03	1.25
	24	4.07	0.97	4.10	1.17	4.06	1.28	3.94	1.38	3.67	1.41	3.36	1.37	2.96	1.27
3.5	16	6.74	1.51	6.45	1.83	6.18	2.01	5.79	2.15	5.26	2.20	4.76	2.14	4.20	1.98
	18	6.39	1.53	6.19	1.86	5.99	2.06	5.67	2.21	5.20	2.26	4.73	2.20	4.20	2.03
	20	6.03	1.55	5.94	1.90	5.80	2.10	5.55	2.26	5.14	2.32	4.71	2.25	4.19	2.08
	21	5.90	1.57	5.84	1.92	5.72	2.12	5.49	2.28	5.10	2.34	4.67	2.28	4.14	2.11
	22	5.76	1.60	5.73	1.94	5.64	2.15	5.43	2.31	5.05	2.36	4.62	2.30	4.09	2.13
	24	5.49	1.65	5.53	1.99	5.48	2.19	5.31	2.35	4.95	2.41	4.53	2.34	3.99	2.18
4.2	16	7.91	2.11	7.56	2.55	7.24	2.80	6.79	3.01	6.16	3.07	5.58	2.98	4.93	2.76
	18	7.49	2.13	7.26	2.60	7.02	2.87	6.65	3.08	6.10	3.15	5.55	3.06	4.92	2.83
	20	7.08	2.16	6.96	2.65	6.80	2.93	6.51	3.16	6.03	3.24	5.52	3.14	4.92	2.90
	21	6.92	2.19	6.84	2.68	6.71	2.96	6.44	3.19	5.98	3.27	5.47	3.17	4.86	2.94
	22	6.76	2.23	6.72	2.71	6.61	2.99	6.37	3.22	5.92	3.30	5.42	3.21	4.80	2.97
	24	6.44	2.30	6.49	2.78	6.42	3.06	6.23	3.28	5.81	3.36	5.31	3.27	4.67	3.04
5.0	16	8.02	1.81	7.67	2.19	7.35	2.41	6.89	2.59	6.26	2.64	5.66	2.57	5.00	2.38
	18	7.60	1.83	7.37	2.23	7.13	2.47	6.75	2.65	6.19	2.71	5.63	2.63	4.99	2.44
	20	7.18	1.86	7.06	2.27	6.90	2.52	6.61	2.71	6.12	2.78	5.60	2.70	4.99	2.50
	21	7.02	1.89	6.94	2.30	6.80	2.55	6.53	2.74	6.06	2.81	5.55	2.73	4.93	2.53
	22	6.86	1.92	6.82	2.33	6.71	2.58	6.46	2.77	6.01	2.84	5.50	2.76	4.87	2.55
	24	6.53	1.98	6.58	2.39	6.52	2.63	6.32	2.82	5.89	2.89	5.39	2.81	4.74	2.61

Combination (Capacity)	Indoor Air Temp. °C DB	Outdoor Air Temp. °C WB													
		15		10		6		0		-5		-10		-15	
		Total Q	Input Power	Total Q	Input Power	Total Q	Input Power	Total Q	Input Power	Total Q	Input Power	Total Q	Input Power	Total Q	Input Power
6.0	16	10.46	1.83	10.01	2.22	9.59	2.44	8.99	2.62	8.16	2.68	7.38	2.60	6.52	2.40
	18	9.91	1.86	9.61	2.26	9.29	2.50	8.80	2.68	8.07	2.75	7.34	2.67	6.51	2.47
	20	9.36	1.88	9.21	2.30	9.00	2.55	8.62	2.75	7.98	2.82	7.31	2.74	6.51	2.53
	21	9.15	1.91	9.06	2.33	8.88	2.58	8.52	2.77	7.91	2.84	7.24	2.76	6.43	2.56
	22	8.94	1.94	8.90	2.36	8.75	2.61	8.43	2.80	7.83	2.87	7.17	2.79	6.35	2.59
	24	8.52	2.00	8.58	2.42	8.50	2.66	8.24	2.86	7.69	2.92	7.03	2.85	6.19	2.64
1.6 + 1.6	16	19.30	2.17	13.51	2.66	10.72	2.96	8.90	3.23	8.16	3.37	7.88	3.34	7.10	3.19
	18	19.15	2.25	13.18	2.70	10.26	2.99	8.33	3.24	7.60	3.40	7.45	3.42	6.96	3.33
	20	19.01	2.34	12.85	2.75	9.80	3.01	7.77	3.26	7.03	3.44	7.01	3.50	6.82	3.46
	21	18.80	2.39	12.56	2.78	9.61	3.03	7.80	3.27	7.33	3.45	7.41	3.50	7.07	3.47
	22	18.59	2.44	12.28	2.81	9.43	3.05	7.84	3.28	7.63	3.45	7.80	3.50	7.33	3.47
	24	18.17	2.54	11.72	2.88	9.05	3.10	7.90	3.31	8.22	3.46	8.59	3.51	7.84	3.48
1.6 + 2.0	16	19.30	2.18	13.51	2.67	10.72	2.97	8.90	3.24	8.16	3.38	7.88	3.35	7.10	3.20
	18	19.15	2.26	13.18	2.71	10.26	3.00	8.33	3.25	7.60	3.42	7.45	3.43	6.96	3.34
	20	19.01	2.34	12.85	2.76	9.80	3.02	7.77	3.27	7.03	3.45	7.01	3.51	6.82	3.47
	21	18.80	2.40	12.56	2.79	9.61	3.04	7.80	3.28	7.33	3.46	7.41	3.51	7.07	3.48
	22	18.59	2.45	12.28	2.82	9.43	3.06	7.84	3.29	7.63	3.46	7.80	3.51	7.33	3.48
	24	18.17	2.55	11.72	2.89	9.05	3.11	7.90	3.32	8.22	3.47	8.59	3.52	7.84	3.49
1.6 + 2.5	16	19.30	2.18	13.51	2.67	10.72	2.97	8.90	3.24	8.16	3.38	7.88	3.35	7.10	3.20
	18	19.15	2.26	13.18	2.71	10.26	3.00	8.33	3.25	7.60	3.42	7.45	3.43	6.96	3.34
	20	19.01	2.34	12.85	2.76	9.80	3.02	7.77	3.27	7.03	3.45	7.01	3.51	6.82	3.47
	21	18.80	2.40	12.56	2.79	9.61	3.04	7.80	3.28	7.33	3.46	7.41	3.51	7.07	3.48
	22	18.59	2.45	12.28	2.82	9.43	3.06	7.84	3.29	7.63	3.46	7.80	3.51	7.33	3.48
	24	18.17	2.55	11.72	2.89	9.05	3.11	7.90	3.32	8.22	3.47	8.59	3.52	7.84	3.49
1.6 + 3.5	16	19.49	2.18	13.65	2.67	10.83	2.97	8.99	3.24	8.25	3.38	7.96	3.35	7.17	3.20
	18	19.35	2.26	13.31	2.71	10.36	3.00	8.42	3.25	7.67	3.42	7.52	3.43	7.03	3.34
	20	19.21	2.34	12.98	2.76	9.90	3.02	7.85	3.27	7.10	3.45	7.09	3.51	6.88	3.47
	21	18.99	2.40	12.69	2.79	9.71	3.04	7.88	3.28	7.40	3.46	7.48	3.51	7.14	3.48
	22	18.78	2.45	12.41	2.82	9.52	3.06	7.92	3.29	7.70	3.46	7.88	3.51	7.40	3.48
	24	18.36	2.55	11.84	2.89	9.15	3.11	7.98	3.32	8.31	3.47	8.68	3.52	7.92	3.49
1.6 + 4.2	16	19.49	2.18	13.65	2.67	10.83	2.97	8.99	3.24	8.25	3.38	7.96	3.35	7.17	3.20
	18	19.35	2.26	13.31	2.71	10.36	3.00	8.42	3.25	7.67	3.42	7.52	3.43	7.03	3.34
	20	19.21	2.34	12.98	2.76	9.90	3.02	7.85	3.27	7.10	3.45	7.09	3.51	6.88	3.47
	21	18.99	2.40	12.69	2.79	9.71	3.04	7.88	3.28	7.40	3.46	7.48	3.51	7.14	3.48
	22	18.78	2.45	12.41	2.82	9.52	3.06	7.92	3.29	7.70	3.46	7.88	3.51	7.40	3.48
	24	18.36	2.55	11.84	2.89	9.15	3.11	7.98	3.32	8.31	3.47	8.68	3.52	7.92	3.49

Combination (Capacity)	Indoor Air Temp. °C DB	Outdoor Air Temp. °C WB													
		15		10		6		0		-5		-10		-15	
		Total Q	Input Power	Total Q	Input Power	Total Q	Input Power	Total Q	Input Power	Total Q	Input Power	Total Q	Input Power	Total Q	Input Power
1.6 + 5.0	16	20.08	2.16	14.06	2.65	11.16	2.95	9.26	3.20	8.50	3.34	8.20	3.32	7.39	3.17
	18	19.94	2.24	13.72	2.69	10.68	2.97	8.67	3.22	7.91	3.38	7.75	3.40	7.24	3.30
	20	19.79	2.32	13.37	2.73	10.20	2.99	8.09	3.24	7.31	3.42	7.30	3.47	7.09	3.44
	21	19.57	2.37	13.08	2.76	10.01	3.01	8.12	3.25	7.63	3.42	7.71	3.47	7.36	3.44
	22	19.35	2.42	12.78	2.79	9.81	3.03	8.16	3.26	7.94	3.43	8.12	3.48	7.63	3.45
	24	18.91	2.53	12.20	2.86	9.42	3.08	8.22	3.28	8.56	3.44	8.94	3.48	8.16	3.46
1.6 + 6.0	16	20.08	2.16	14.06	2.65	11.16	2.95	9.26	3.20	8.50	3.34	8.20	3.32	7.39	3.17
	18	19.94	2.24	13.72	2.69	10.68	2.97	8.67	3.22	7.91	3.38	7.75	3.40	7.24	3.30
	20	19.79	2.32	13.37	2.73	10.20	2.99	8.09	3.24	7.31	3.42	7.30	3.47	7.09	3.44
	21	19.57	2.37	13.08	2.76	10.01	3.01	8.12	3.25	7.63	3.42	7.71	3.47	7.36	3.44
	22	19.35	2.42	12.78	2.79	9.81	3.03	8.16	3.26	7.94	3.43	8.12	3.48	7.63	3.45
	24	18.91	2.53	12.20	2.86	9.42	3.08	8.22	3.28	8.56	3.44	8.94	3.48	8.16	3.46
2.0 + 2.0	16	19.30	2.18	13.51	2.67	10.72	2.97	8.90	3.24	8.16	3.38	7.88	3.35	7.10	3.20
	18	19.15	2.26	13.18	2.71	10.26	3.00	8.33	3.25	7.60	3.42	7.45	3.43	6.96	3.34
	20	19.01	2.34	12.85	2.76	9.80	3.02	7.77	3.27	7.03	3.45	7.01	3.51	6.82	3.47
	21	18.80	2.40	12.56	2.79	9.61	3.04	7.80	3.28	7.33	3.46	7.41	3.51	7.07	3.48
	22	18.59	2.45	12.28	2.82	9.43	3.06	7.84	3.29	7.63	3.46	7.80	3.51	7.33	3.48
	24	18.17	2.55	11.72	2.89	9.05	3.11	7.90	3.32	8.22	3.47	8.59	3.52	7.84	3.49
2.0 + 2.5	16	19.30	2.18	13.51	2.67	10.72	2.97	8.90	3.24	8.16	3.38	7.88	3.35	7.10	3.20
	18	19.15	2.26	13.18	2.71	10.26	3.00	8.33	3.25	7.60	3.42	7.45	3.43	6.96	3.34
	20	19.01	2.34	12.85	2.76	9.80	3.02	7.77	3.27	7.03	3.45	7.01	3.51	6.82	3.47
	21	18.80	2.40	12.56	2.79	9.61	3.04	7.80	3.28	7.33	3.46	7.41	3.51	7.07	3.48
	22	18.59	2.45	12.28	2.82	9.43	3.06	7.84	3.29	7.63	3.46	7.80	3.51	7.33	3.48
	24	18.17	2.55	11.72	2.89	9.05	3.11	7.90	3.32	8.22	3.47	8.59	3.52	7.84	3.49
2.0 + 3.5	16	19.49	2.18	13.65	2.67	10.83	2.97	8.99	3.24	8.25	3.38	7.96	3.35	7.17	3.20
	18	19.35	2.26	13.31	2.71	10.36	3.00	8.42	3.25	7.67	3.42	7.52	3.43	7.03	3.34
	20	19.21	2.34	12.98	2.76	9.90	3.02	7.85	3.27	7.10	3.45	7.09	3.51	6.88	3.47
	21	18.99	2.40	12.69	2.79	9.71	3.04	7.88	3.28	7.40	3.46	7.48	3.51	7.14	3.48
	22	18.78	2.45	12.41	2.82	9.52	3.06	7.92	3.29	7.70	3.46	7.88	3.51	7.40	3.48
	24	18.36	2.55	11.84	2.89	9.15	3.11	7.98	3.32	8.31	3.47	8.68	3.52	7.92	3.49
2.0 + 4.2	16	19.49	2.19	13.65	2.68	10.83	2.98	8.99	3.25	8.25	3.39	7.96	3.37	7.17	3.21
	18	19.35	2.27	13.31	2.72	10.36	3.01	8.42	3.26	7.67	3.43	7.52	3.44	7.03	3.35
	20	19.21	2.35	12.98	2.76	9.90	3.03	7.85	3.28	7.10	3.46	7.09	3.52	6.88	3.48
	21	18.99	2.40	12.69	2.80	9.71	3.05	7.88	3.29	7.40	3.47	7.48	3.52	7.14	3.49
	22	18.78	2.46	12.41	2.83	9.52	3.07	7.92	3.30	7.70	3.47	7.88	3.52	7.40	3.49
	24	18.36	2.56	11.84	2.90	9.15	3.12	7.98	3.33	8.31	3.48	8.68	3.53	7.92	3.50

Combination (Capacity)	Indoor Air Temp. °C DB	Outdoor Air Temp. °C WB													
		15		10		6		0		-5		-10		-15	
		Total Q	Input Power	Total Q	Input Power	Total Q	Input Power	Total Q	Input Power	Total Q	Input Power	Total Q	Input Power	Total Q	Input Power
2.0 + 5.0	16	20.08	2.16	14.06	2.65	11.16	2.95	9.26	3.20	8.50	3.34	8.20	3.32	7.39	3.17
	18	19.94	2.24	13.72	2.69	10.68	2.97	8.67	3.22	7.91	3.38	7.75	3.40	7.24	3.30
	20	19.79	2.32	13.37	2.73	10.20	2.99	8.09	3.24	7.31	3.42	7.30	3.47	7.09	3.44
	21	19.57	2.37	13.08	2.76	10.01	3.01	8.12	3.25	7.63	3.42	7.71	3.47	7.36	3.44
	22	19.35	2.42	12.78	2.79	9.81	3.03	8.16	3.26	7.94	3.43	8.12	3.48	7.63	3.45
	24	18.91	2.53	12.20	2.86	9.42	3.08	8.22	3.28	8.56	3.44	8.94	3.48	8.16	3.46
2.0 + 6.0	16	20.08	2.16	14.06	2.65	11.16	2.95	9.26	3.20	8.50	3.34	8.20	3.32	7.39	3.17
	18	19.94	2.24	13.72	2.69	10.68	2.97	8.67	3.22	7.91	3.38	7.75	3.40	7.24	3.30
	20	19.79	2.32	13.37	2.73	10.20	2.99	8.09	3.24	7.31	3.42	7.30	3.47	7.09	3.44
	21	19.57	2.37	13.08	2.76	10.01	3.01	8.12	3.25	7.63	3.42	7.71	3.47	7.36	3.44
	22	19.35	2.42	12.78	2.79	9.81	3.03	8.16	3.26	7.94	3.43	8.12	3.48	7.63	3.45
	24	18.91	2.53	12.20	2.86	9.42	3.08	8.22	3.28	8.56	3.44	8.94	3.48	8.16	3.46
2.5 + 2.5	16	19.30	2.18	13.51	2.67	10.72	2.97	8.90	3.24	8.16	3.38	7.88	3.35	7.10	3.20
	18	19.15	2.26	13.18	2.71	10.26	3.00	8.33	3.25	7.60	3.42	7.45	3.43	6.96	3.34
	20	19.01	2.34	12.85	2.76	9.80	3.02	7.77	3.27	7.03	3.45	7.01	3.51	6.82	3.47
	21	18.80	2.40	12.56	2.79	9.61	3.04	7.80	3.28	7.33	3.46	7.41	3.51	7.07	3.48
	22	18.59	2.45	12.28	2.82	9.43	3.06	7.84	3.29	7.63	3.46	7.80	3.51	7.33	3.48
	24	18.17	2.55	11.72	2.89	9.05	3.11	7.90	3.32	8.22	3.47	8.59	3.52	7.84	3.49
2.5 + 3.5	16	19.49	2.18	13.65	2.67	10.83	2.97	8.99	3.24	8.25	3.38	7.96	3.35	7.17	3.20
	18	19.35	2.26	13.31	2.71	10.36	3.00	8.42	3.25	7.67	3.42	7.52	3.43	7.03	3.34
	20	19.21	2.34	12.98	2.76	9.90	3.02	7.85	3.27	7.10	3.45	7.09	3.51	6.88	3.47
	21	18.99	2.40	12.69	2.79	9.71	3.04	7.88	3.28	7.40	3.46	7.48	3.51	7.14	3.48
	22	18.78	2.45	12.41	2.82	9.52	3.06	7.92	3.29	7.70	3.46	7.88	3.51	7.40	3.48
	24	18.36	2.55	11.84	2.89	9.15	3.11	7.98	3.32	8.31	3.47	8.68	3.52	7.92	3.49
2.5 + 4.2	16	19.49	2.19	13.65	2.68	10.83	2.98	8.99	3.25	8.25	3.39	7.96	3.37	7.17	3.21
	18	19.35	2.27	13.31	2.72	10.36	3.01	8.42	3.26	7.67	3.43	7.52	3.44	7.03	3.35
	20	19.21	2.35	12.98	2.76	9.90	3.03	7.85	3.28	7.10	3.46	7.09	3.52	6.88	3.48
	21	18.99	2.40	12.69	2.80	9.71	3.05	7.88	3.29	7.40	3.47	7.48	3.52	7.14	3.49
	22	18.78	2.46	12.41	2.83	9.52	3.07	7.92	3.30	7.70	3.47	7.88	3.52	7.40	3.49
	24	18.36	2.56	11.84	2.90	9.15	3.12	7.98	3.33	8.31	3.48	8.68	3.53	7.92	3.50
2.5 + 5.0	16	20.08	2.16	14.06	2.65	11.16	2.95	9.26	3.20	8.50	3.34	8.20	3.32	7.39	3.17
	18	19.94	2.24	13.72	2.69	10.68	2.97	8.67	3.22	7.91	3.38	7.75	3.40	7.24	3.30
	20	19.79	2.32	13.37	2.73	10.20	2.99	8.09	3.24	7.31	3.42	7.30	3.47	7.09	3.44
	21	19.57	2.37	13.08	2.76	10.01	3.01	8.12	3.25	7.63	3.42	7.71	3.47	7.36	3.44
	22	19.35	2.42	12.78	2.79	9.81	3.03	8.16	3.26	7.94	3.43	8.12	3.48	7.63	3.45
	24	18.91	2.53	12.20	2.86	9.42	3.08	8.22	3.28	8.56	3.44	8.94	3.48	8.16	3.46

Combination (Capacity)	Indoor Air Temp. °C DB	Outdoor Air Temp. °C WB													
		15		10		6		0		-5		-10		-15	
		Total Q	Input Power	Total Q	Input Power	Total Q	Input Power	Total Q	Input Power	Total Q	Input Power	Total Q	Input Power	Total Q	Input Power
2.5 + 6.0	16	20.08	2.16	14.06	2.65	11.16	2.95	9.26	3.20	8.50	3.34	8.20	3.32	7.39	3.17
	18	19.94	2.24	13.72	2.69	10.68	2.97	8.67	3.22	7.91	3.38	7.75	3.40	7.24	3.30
	20	19.79	2.32	13.37	2.73	10.20	2.99	8.09	3.24	7.31	3.42	7.30	3.47	7.09	3.44
	21	19.57	2.37	13.08	2.76	10.01	3.01	8.12	3.25	7.63	3.42	7.71	3.47	7.36	3.44
	22	19.35	2.42	12.78	2.79	9.81	3.03	8.16	3.26	7.94	3.43	8.12	3.48	7.63	3.45
	24	18.91	2.53	12.20	2.86	9.42	3.08	8.22	3.28	8.56	3.44	8.94	3.48	8.16	3.46
3.5 + 3.5	16	19.69	2.18	13.79	2.67	10.94	2.97	9.08	3.24	8.33	3.38	8.04	3.35	7.24	3.20
	18	19.55	2.26	13.45	2.71	10.47	3.00	8.50	3.25	7.75	3.42	7.60	3.43	7.10	3.34
	20	19.40	2.34	13.11	2.76	10.00	3.02	7.93	3.27	7.17	3.45	7.16	3.51	6.95	3.47
	21	19.19	2.40	12.82	2.79	9.81	3.04	7.96	3.28	7.48	3.46	7.56	3.51	7.22	3.48
	22	18.97	2.45	12.53	2.82	9.62	3.06	8.00	3.29	7.78	3.46	7.96	3.51	7.48	3.48
	24	18.54	2.55	11.96	2.89	9.24	3.11	8.06	3.32	8.39	3.47	8.77	3.52	8.00	3.49
3.5 + 4.2	16	19.69	2.18	13.79	2.67	10.94	2.97	9.08	3.24	8.33	3.38	8.04	3.35	7.24	3.20
	18	19.55	2.26	13.45	2.71	10.47	3.00	8.50	3.25	7.75	3.42	7.60	3.43	7.10	3.34
	20	19.40	2.34	13.11	2.76	10.00	3.02	7.93	3.27	7.17	3.45	7.16	3.51	6.95	3.47
	21	19.19	2.40	12.82	2.79	9.81	3.04	7.96	3.28	7.48	3.46	7.56	3.51	7.22	3.48
	22	18.97	2.45	12.53	2.82	9.62	3.06	8.00	3.29	7.78	3.46	7.96	3.51	7.48	3.48
	24	18.54	2.55	11.96	2.89	9.24	3.11	8.06	3.32	8.39	3.47	8.77	3.52	8.00	3.49
3.5 + 5.0	16	20.28	2.14	14.20	2.63	11.27	2.93	9.35	3.18	8.58	3.32	8.28	3.30	7.46	3.15
	18	20.13	2.22	13.85	2.67	10.78	2.95	8.76	3.20	7.98	3.36	7.83	3.37	7.31	3.28
	20	19.98	2.30	13.50	2.71	10.30	2.97	8.17	3.22	7.39	3.40	7.37	3.45	7.16	3.41
	21	19.76	2.36	13.21	2.74	10.10	2.99	8.20	3.23	7.70	3.40	7.79	3.45	7.43	3.42
	22	19.54	2.41	12.91	2.78	9.91	3.01	8.24	3.24	8.02	3.40	8.20	3.45	7.70	3.42
	24	19.10	2.51	12.32	2.84	9.52	3.06	8.30	3.26	8.64	3.41	9.03	3.46	8.24	3.43
3.5 + 6.0	16	20.28	2.14	14.20	2.63	11.27	2.93	9.35	3.18	8.58	3.32	8.28	3.30	7.46	3.15
	18	20.13	2.22	13.85	2.67	10.78	2.95	8.76	3.20	7.98	3.36	7.83	3.37	7.31	3.28
	20	19.98	2.30	13.50	2.71	10.30	2.97	8.17	3.22	7.39	3.40	7.37	3.45	7.16	3.41
	21	19.76	2.36	13.21	2.74	10.10	2.99	8.20	3.23	7.70	3.40	7.79	3.45	7.43	3.42
	22	19.54	2.41	12.91	2.78	9.91	3.01	8.24	3.24	8.02	3.40	8.20	3.45	7.70	3.42
	24	19.10	2.51	12.32	2.84	9.52	3.06	8.30	3.26	8.64	3.41	9.03	3.46	8.24	3.43
4.2 + 4.2	16	19.69	2.15	13.79	2.64	10.94	2.94	9.08	3.19	8.33	3.33	8.04	3.31	7.24	3.16
	18	19.55	2.23	13.45	2.68	10.47	2.96	8.50	3.21	7.75	3.37	7.60	3.39	7.10	3.29
	20	19.40	2.31	13.11	2.72	10.00	2.98	7.93	3.23	7.17	3.41	7.16	3.46	6.95	3.43
	21	19.19	2.36	12.82	2.75	9.81	3.00	7.96	3.24	7.48	3.41	7.56	3.46	7.22	3.43
	22	18.97	2.41	12.53	2.79	9.62	3.02	8.00	3.25	7.78	3.42	7.96	3.47	7.48	3.44
	24	18.54	2.52	11.96	2.85	9.24	3.07	8.06	3.27	8.39	3.42	8.77	3.47	8.00	3.45

Combination (Capacity)	Indoor Air Temp. °C DB	Outdoor Air Temp. °C WB													
		15		10		6		0		-5		-10		-15	
		Total Q	Input Power	Total Q	Input Power	Total Q	Input Power	Total Q	Input Power	Total Q	Input Power	Total Q	Input Power	Total Q	Input Power
4.2 + 5.0	16	20.28	2.13	14.20	2.62	11.27	2.92	9.35	3.17	8.58	3.31	8.28	3.29	7.46	3.14
	18	20.13	2.22	13.85	2.66	10.78	2.94	8.76	3.19	7.98	3.35	7.83	3.36	7.31	3.27
	20	19.98	2.30	13.50	2.70	10.30	2.96	8.17	3.21	7.39	3.38	7.37	3.44	7.16	3.40
	21	19.76	2.35	13.21	2.73	10.10	2.98	8.20	3.22	7.70	3.39	7.79	3.44	7.43	3.41
	22	19.54	2.40	12.91	2.77	9.91	3.00	8.24	3.23	8.02	3.39	8.20	3.44	7.70	3.41
	24	19.10	2.50	12.32	2.83	9.52	3.05	8.30	3.25	8.64	3.40	9.03	3.45	8.24	3.42
4.2 + 6.0	16	20.28	2.13	14.20	2.62	11.27	2.92	9.35	3.17	8.58	3.31	8.28	3.29	7.46	3.14
	18	20.13	2.22	13.85	2.66	10.78	2.94	8.76	3.19	7.98	3.35	7.83	3.36	7.31	3.27
	20	19.98	2.30	13.50	2.70	10.30	2.96	8.17	3.21	7.39	3.38	7.37	3.44	7.16	3.40
	21	19.76	2.35	13.21	2.73	10.10	2.98	8.20	3.22	7.70	3.39	7.79	3.44	7.43	3.41
	22	19.54	2.40	12.91	2.77	9.91	3.00	8.24	3.23	8.02	3.39	8.20	3.44	7.70	3.41
	24	19.10	2.50	12.32	2.83	9.52	3.05	8.30	3.25	8.64	3.40	9.03	3.45	8.24	3.42
5.0 + 5.0	16	20.68	2.07	14.47	2.54	11.48	2.83	9.53	3.08	8.75	3.21	8.45	3.19	7.61	3.04
	18	20.52	2.15	14.12	2.58	10.99	2.85	8.93	3.09	8.14	3.25	7.98	3.26	7.45	3.17
	20	20.37	2.23	13.76	2.62	10.50	2.87	8.32	3.11	7.53	3.28	7.52	3.33	7.30	3.30
	21	20.15	2.28	13.46	2.65	10.30	2.89	8.36	3.12	7.85	3.29	7.94	3.34	7.58	3.30
	22	19.92	2.33	13.16	2.68	10.10	2.91	8.39	3.13	8.17	3.29	8.36	3.34	7.85	3.31
	24	19.47	2.42	12.55	2.75	9.70	2.95	8.47	3.15	8.81	3.30	9.21	3.34	8.40	3.32
5.0 + 6.0	16	20.68	2.07	14.47	2.54	11.48	2.83	9.53	3.08	8.75	3.21	8.45	3.19	7.61	3.04
	18	20.52	2.15	14.12	2.58	10.99	2.85	8.93	3.09	8.14	3.25	7.98	3.26	7.45	3.17
	20	20.37	2.23	13.76	2.62	10.50	2.87	8.32	3.11	7.53	3.28	7.52	3.33	7.30	3.30
	21	20.15	2.28	13.46	2.65	10.30	2.89	8.36	3.12	7.85	3.29	7.94	3.34	7.58	3.30
	22	19.92	2.33	13.16	2.68	10.10	2.91	8.39	3.13	8.17	3.29	8.36	3.34	7.85	3.31
	24	19.47	2.42	12.55	2.75	9.70	2.95	8.47	3.15	8.81	3.30	9.21	3.34	8.40	3.32
1.6 + 1.6 + 1.6	16	20.48	2.13	14.34	2.61	11.37	2.91	9.44	3.16	8.66	3.30	8.36	3.28	7.53	3.13
	18	20.33	2.21	13.99	2.65	10.89	2.93	8.84	3.18	8.06	3.34	7.90	3.35	7.38	3.26
	20	20.18	2.29	13.63	2.69	10.40	2.95	8.24	3.19	7.46	3.37	7.44	3.43	7.23	3.39
	21	19.95	2.34	13.33	2.72	10.20	2.97	8.28	3.21	7.78	3.38	7.86	3.43	7.51	3.40
	22	19.73	2.39	13.03	2.76	10.00	2.99	8.31	3.22	8.09	3.38	8.28	3.43	7.78	3.40
	24	19.28	2.49	12.43	2.82	9.61	3.04	8.39	3.24	8.73	3.39	9.12	3.44	8.32	3.41
1.6 + 1.6 + 2.0	16	20.48	2.12	14.34	2.60	11.37	2.90	9.44	3.15	8.66	3.29	8.36	3.27	7.53	3.12
	18	20.33	2.20	13.99	2.64	10.89	2.92	8.84	3.17	8.06	3.33	7.90	3.34	7.38	3.25
	20	20.18	2.28	13.63	2.68	10.40	2.94	8.24	3.18	7.46	3.36	7.44	3.41	7.23	3.38
	21	19.95	2.33	13.33	2.72	10.20	2.96	8.28	3.20	7.78	3.37	7.86	3.42	7.51	3.38
	22	19.73	2.38	13.03	2.75	10.00	2.98	8.31	3.21	8.09	3.37	8.28	3.42	7.78	3.39
	24	19.28	2.48	12.43	2.81	9.61	3.03	8.39	3.23	8.73	3.38	9.12	3.42	8.32	3.40

Combination (Capacity)	Indoor Air Temp. °C DB	Outdoor Air Temp. °C WB													
		16/15		15/14		10/9		7/6		6/5		2/1		0/-1	
		Total Q	Input Power	Total Q	Input Power	Total Q	Input Power	Total Q	Input Power	Total Q	Input Power	Total Q	Input Power	Total Q	Input Power
1.6 + 1.6 + 2.5	16	20.48	2.12	14.34	2.60	11.37	2.90	9.44	3.15	8.66	3.29	8.36	3.27	7.53	3.12
	18	20.33	2.20	13.99	2.64	10.89	2.92	8.84	3.17	8.06	3.33	7.90	3.34	7.38	3.25
	20	20.18	2.28	13.63	2.68	10.40	2.94	8.24	3.18	7.46	3.36	7.44	3.41	7.23	3.38
	21	19.95	2.33	13.33	2.72	10.20	2.96	8.28	3.20	7.78	3.37	7.86	3.42	7.51	3.38
	22	19.73	2.38	13.03	2.75	10.00	2.98	8.31	3.21	8.09	3.37	8.28	3.42	7.78	3.39
	24	19.28	2.48	12.43	2.81	9.61	3.03	8.39	3.23	8.73	3.38	9.12	3.42	8.32	3.40
1.6 + 1.6 + 3.5	16	20.48	2.11	14.34	2.58	11.37	2.88	9.44	3.13	8.66	3.27	8.36	3.24	7.53	3.09
	18	20.33	2.19	13.99	2.62	10.89	2.90	8.84	3.15	8.06	3.30	7.90	3.32	7.38	3.23
	20	20.18	2.27	13.63	2.66	10.40	2.92	8.24	3.16	7.46	3.34	7.44	3.39	7.23	3.36
	21	19.95	2.32	13.33	2.70	10.20	2.94	8.28	3.17	7.78	3.34	7.86	3.39	7.51	3.36
	22	19.73	2.37	13.03	2.73	10.00	2.96	8.31	3.18	8.09	3.35	8.28	3.40	7.78	3.37
	24	19.28	2.47	12.43	2.79	9.61	3.01	8.39	3.21	8.73	3.36	9.12	3.40	8.32	3.38
1.6 + 1.6 + 4.2	16	20.68	2.13	14.47	2.61	11.48	2.91	9.53	3.16	8.75	3.30	8.45	3.28	7.61	3.13
	18	20.52	2.21	14.12	2.65	10.99	2.93	8.93	3.18	8.14	3.34	7.98	3.35	7.45	3.26
	20	20.37	2.29	13.76	2.69	10.50	2.95	8.32	3.19	7.53	3.37	7.52	3.43	7.30	3.39
	21	20.15	2.34	13.46	2.72	10.30	2.97	8.36	3.21	7.85	3.38	7.94	3.43	7.58	3.40
	22	19.92	2.39	13.16	2.76	10.10	2.99	8.39	3.22	8.17	3.38	8.36	3.43	7.85	3.40
	24	19.47	2.49	12.55	2.82	9.70	3.04	8.47	3.24	8.81	3.39	9.21	3.44	8.40	3.41
1.6 + 1.6 + 5.0	16	20.87	2.02	14.61	2.48	11.59	2.76	9.62	3.00	8.83	3.13	8.53	3.11	7.68	2.97
	18	20.72	2.10	14.25	2.52	11.10	2.78	9.01	3.02	8.22	3.17	8.06	3.18	7.52	3.09
	20	20.56	2.17	13.90	2.55	10.60	2.80	8.40	3.03	7.60	3.20	7.59	3.25	7.37	3.22
	21	20.34	2.22	13.59	2.59	10.40	2.82	8.44	3.04	7.93	3.21	8.01	3.25	7.65	3.22
	22	20.11	2.27	13.28	2.62	10.20	2.84	8.47	3.05	8.25	3.21	8.44	3.26	7.93	3.23
	24	19.66	2.36	12.67	2.68	9.79	2.88	8.55	3.08	8.90	3.22	9.29	3.26	8.48	3.24
1.6 + 1.6 + 6.0	16	20.87	2.02	14.61	2.48	11.59	2.76	9.62	3.00	8.83	3.13	8.53	3.11	7.68	2.97
	18	20.72	2.10	14.25	2.52	11.10	2.78	9.01	3.02	8.22	3.17	8.06	3.18	7.52	3.09
	20	20.56	2.17	13.90	2.55	10.60	2.80	8.40	3.03	7.60	3.20	7.59	3.25	7.37	3.22
	21	20.34	2.22	13.59	2.59	10.40	2.82	8.44	3.04	7.93	3.21	8.01	3.25	7.65	3.22
	22	20.11	2.27	13.28	2.62	10.20	2.84	8.47	3.05	8.25	3.21	8.44	3.26	7.93	3.23
	24	19.66	2.36	12.67	2.68	9.79	2.88	8.55	3.08	8.90	3.22	9.29	3.26	8.48	3.24
1.6 + 2.0 + 2.0	16	20.48	2.11	14.34	2.59	11.37	2.89	9.44	3.14	8.66	3.28	8.36	3.25	7.53	3.11
	18	20.33	2.19	13.99	2.63	10.89	2.91	8.84	3.16	8.06	3.31	7.90	3.33	7.38	3.24
	20	20.18	2.27	13.63	2.67	10.40	2.93	8.24	3.17	7.46	3.35	7.44	3.40	7.23	3.37
	21	19.95	2.32	13.33	2.71	10.20	2.95	8.28	3.18	7.78	3.35	7.86	3.41	7.51	3.37
	22	19.73	2.37	13.03	2.74	10.00	2.97	8.31	3.20	8.09	3.36	8.28	3.41	7.78	3.38
	24	19.28	2.47	12.43	2.80	9.61	3.02	8.39	3.22	8.73	3.37	9.12	3.41	8.32	3.39
1.6 + 2.0 + 2.5	16	20.48	2.11	14.34	2.59	11.37	2.89	9.44	3.14	8.66	3.28	8.36	3.25	7.53	3.11
	18	20.33	2.19	13.99	2.63	10.89	2.91	8.84	3.16	8.06	3.31	7.90	3.33	7.38	3.24
	20	20.18	2.27	13.63	2.67	10.40	2.93	8.24	3.17	7.46	3.35	7.44	3.40	7.23	3.37
	21	19.95	2.32	13.33	2.71	10.20	2.95	8.28	3.18	7.78	3.35	7.86	3.41	7.51	3.37
	22	19.73	2.37	13.03	2.74	10.00	2.97	8.31	3.20	8.09	3.36	8.28	3.41	7.78	3.38
	24	19.28	2.47	12.43	2.80	9.61	3.02	8.39	3.22	8.73	3.37	9.12	3.41	8.32	3.39

Combination (Capacity)	Indoor Air Temp. °C DB	Outdoor Air Temp. °C WB													
		15		10		6		0		-5		-10		-15	
		Total Q	Input Power	Total Q	Input Power	Total Q	Input Power	Total Q	Input Power	Total Q	Input Power	Total Q	Input Power	Total Q	Input Power
1.6 + 2.0 + 3.5	16	20.48	2.06	14.34	2.53	11.37	2.82	9.44	3.06	8.66	3.20	8.36	3.18	7.53	3.03
	18	20.33	2.14	13.99	2.57	10.89	2.84	8.84	3.08	8.06	3.23	7.90	3.25	7.38	3.16
	20	20.18	2.22	13.63	2.61	10.40	2.86	8.24	3.10	7.46	3.27	7.44	3.32	7.23	3.29
	21	19.95	2.27	13.33	2.64	10.20	2.88	8.28	3.11	7.78	3.27	7.86	3.32	7.51	3.29
	22	19.73	2.32	13.03	2.67	10.00	2.90	8.31	3.12	8.09	3.28	8.28	3.33	7.78	3.30
	24	19.28	2.42	12.43	2.74	9.61	2.94	8.39	3.14	8.73	3.29	9.12	3.33	8.32	3.31
1.6 + 2.0 + 4.2	16	20.68	2.09	14.47	2.57	11.48	2.86	9.53	3.11	8.75	3.24	8.45	3.22	7.61	3.07
	18	20.52	2.17	14.12	2.61	10.99	2.88	8.93	3.12	8.14	3.28	7.98	3.29	7.45	3.20
	20	20.37	2.25	13.76	2.65	10.50	2.90	8.32	3.14	7.53	3.32	7.52	3.37	7.30	3.33
	21	20.15	2.30	13.46	2.68	10.30	2.92	8.36	3.15	7.85	3.32	7.94	3.37	7.58	3.34
	22	19.92	2.35	13.16	2.71	10.10	2.94	8.39	3.16	8.17	3.32	8.36	3.37	7.85	3.34
	24	19.47	2.45	12.55	2.78	9.70	2.99	8.47	3.19	8.81	3.33	9.21	3.38	8.40	3.35
1.6 + 2.0 + 5.0	16	20.87	2.01	14.61	2.47	11.59	2.75	9.62	2.99	8.83	3.12	8.53	3.10	7.68	2.96
	18	20.72	2.09	14.25	2.51	11.10	2.77	9.01	3.01	8.22	3.16	8.06	3.17	7.52	3.08
	20	20.56	2.17	13.90	2.55	10.60	2.79	8.40	3.02	7.60	3.19	7.59	3.24	7.37	3.21
	21	20.34	2.21	13.59	2.58	10.40	2.81	8.44	3.03	7.93	3.19	8.01	3.24	7.65	3.21
	22	20.11	2.26	13.28	2.61	10.20	2.83	8.47	3.04	8.25	3.20	8.44	3.24	7.93	3.22
	24	19.66	2.36	12.67	2.67	9.79	2.87	8.55	3.06	8.90	3.21	9.29	3.25	8.48	3.23
1.6 + 2.0 + 6.0	16	20.87	2.01	14.61	2.47	11.59	2.75	9.62	2.99	8.83	3.12	8.53	3.10	7.68	2.96
	18	20.72	2.09	14.25	2.51	11.10	2.77	9.01	3.01	8.22	3.16	8.06	3.17	7.52	3.08
	20	20.56	2.17	13.90	2.55	10.60	2.79	8.40	3.02	7.60	3.19	7.59	3.24	7.37	3.21
	21	20.34	2.21	13.59	2.58	10.40	2.81	8.44	3.03	7.93	3.19	8.01	3.24	7.65	3.21
	22	20.11	2.26	13.28	2.61	10.20	2.83	8.47	3.04	8.25	3.20	8.44	3.24	7.93	3.22
	24	19.66	2.36	12.67	2.67	9.79	2.87	8.55	3.06	8.90	3.21	9.29	3.25	8.48	3.23
1.6 + 2.5 + 2.5	16	20.48	2.11	14.34	2.59	11.37	2.89	9.44	3.14	8.66	3.28	8.36	3.25	7.53	3.11
	18	20.33	2.19	13.99	2.63	10.89	2.91	8.84	3.16	8.06	3.31	7.90	3.33	7.38	3.24
	20	20.18	2.27	13.63	2.67	10.40	2.93	8.24	3.17	7.46	3.35	7.44	3.40	7.23	3.37
	21	19.95	2.32	13.33	2.71	10.20	2.95	8.28	3.18	7.78	3.35	7.86	3.41	7.51	3.37
	22	19.73	2.37	13.03	2.74	10.00	2.97	8.31	3.20	8.09	3.36	8.28	3.41	7.78	3.38
	24	19.28	2.47	12.43	2.80	9.61	3.02	8.39	3.22	8.73	3.37	9.12	3.41	8.32	3.39
1.6 + 2.5 + 3.5	16	20.48	2.06	14.34	2.53	11.37	2.82	9.44	3.06	8.66	3.20	8.36	3.18	7.53	3.03
	18	20.33	2.14	13.99	2.57	10.89	2.84	8.84	3.08	8.06	3.23	7.90	3.25	7.38	3.16
	20	20.18	2.22	13.63	2.61	10.40	2.86	8.24	3.10	7.46	3.27	7.44	3.32	7.23	3.29
	21	19.95	2.27	13.33	2.64	10.20	2.88	8.28	3.11	7.78	3.27	7.86	3.32	7.51	3.29
	22	19.73	2.32	13.03	2.67	10.00	2.90	8.31	3.12	8.09	3.28	8.28	3.33	7.78	3.30
	24	19.28	2.42	12.43	2.74	9.61	2.94	8.39	3.14	8.73	3.29	9.12	3.33	8.32	3.31
1.6 + 2.5 + 4.2	16	20.68	2.09	14.47	2.57	11.48	2.86	9.53	3.11	8.75	3.24	8.45	3.22	7.61	3.07
	18	20.52	2.17	14.12	2.61	10.99	2.88	8.93	3.12	8.14	3.28	7.98	3.29	7.45	3.20
	20	20.37	2.25	13.76	2.65	10.50	2.90	8.32	3.14	7.53	3.32	7.52	3.37	7.30	3.33
	21	20.15	2.30	13.46	2.68	10.30	2.92	8.36	3.15	7.85	3.32	7.94	3.37	7.58	3.34
	22	19.92	2.35	13.16	2.71	10.10	2.94	8.39	3.16	8.17	3.32	8.36	3.37	7.85	3.34
	24	19.47	2.45	12.55	2.78	9.70	2.99	8.47	3.19	8.81	3.33	9.21	3.38	8.40	3.35

Combination (Capacity)	Indoor Air Temp. °C DB	Outdoor Air Temp. °C WB													
		15		10		6		0		-5		-10		-15	
		Total Q	Input Power	Total Q	Input Power	Total Q	Input Power	Total Q	Input Power	Total Q	Input Power	Total Q	Input Power	Total Q	Input Power
1.6 + 2.5 + 5.0	16	20.87	2.01	14.61	2.47	11.59	2.75	9.62	2.99	8.83	3.12	8.53	3.10	7.68	2.96
	18	20.72	2.09	14.25	2.51	11.10	2.77	9.01	3.01	8.22	3.16	8.06	3.17	7.52	3.08
	20	20.56	2.17	13.90	2.55	10.60	2.79	8.40	3.02	7.60	3.19	7.59	3.24	7.37	3.21
	21	20.34	2.21	13.59	2.58	10.40	2.81	8.44	3.03	7.93	3.19	8.01	3.24	7.65	3.21
	22	20.11	2.26	13.28	2.61	10.20	2.83	8.47	3.04	8.25	3.20	8.44	3.24	7.93	3.22
	24	19.66	2.36	12.67	2.67	9.79	2.87	8.55	3.06	8.90	3.21	9.29	3.25	8.48	3.23
1.6 + 2.5 + 6.0	16	20.87	2.01	14.61	2.47	11.59	2.75	9.62	2.99	8.83	3.12	8.53	3.10	7.68	2.96
	18	20.72	2.09	14.25	2.51	11.10	2.77	9.01	3.01	8.22	3.16	8.06	3.17	7.52	3.08
	20	20.56	2.17	13.90	2.55	10.60	2.79	8.40	3.02	7.60	3.19	7.59	3.24	7.37	3.21
	21	20.34	2.21	13.59	2.58	10.40	2.81	8.44	3.03	7.93	3.19	8.01	3.24	7.65	3.21
	22	20.11	2.26	13.28	2.61	10.20	2.83	8.47	3.04	8.25	3.20	8.44	3.24	7.93	3.22
	24	19.66	2.36	12.67	2.67	9.79	2.87	8.55	3.06	8.90	3.21	9.29	3.25	8.48	3.23
1.6 + 3.5 + 3.5	16	20.68	2.08	14.47	2.55	11.48	2.84	9.53	3.09	8.75	3.22	8.45	3.20	7.61	3.05
	18	20.52	2.16	14.12	2.59	10.99	2.86	8.93	3.10	8.14	3.26	7.98	3.27	7.45	3.18
	20	20.37	2.23	13.76	2.63	10.50	2.88	8.32	3.12	7.53	3.29	7.52	3.34	7.30	3.31
	21	20.15	2.28	13.46	2.66	10.30	2.90	8.36	3.13	7.85	3.30	7.94	3.35	7.58	3.32
	22	19.92	2.33	13.16	2.69	10.10	2.92	8.39	3.14	8.17	3.30	8.36	3.35	7.85	3.32
	24	19.47	2.43	12.55	2.76	9.70	2.97	8.47	3.16	8.81	3.31	9.21	3.35	8.40	3.33
1.6 + 3.5 + 4.2	16	20.68	2.07	14.47	2.54	11.48	2.83	9.53	3.08	8.75	3.21	8.45	3.19	7.61	3.04
	18	20.52	2.15	14.12	2.58	10.99	2.85	8.93	3.09	8.14	3.25	7.98	3.26	7.45	3.17
	20	20.37	2.23	13.76	2.62	10.50	2.87	8.32	3.11	7.53	3.28	7.52	3.33	7.30	3.30
	21	20.15	2.28	13.46	2.65	10.30	2.89	8.36	3.12	7.85	3.29	7.94	3.34	7.58	3.30
	22	19.92	2.33	13.16	2.68	10.10	2.91	8.39	3.13	8.17	3.29	8.36	3.34	7.85	3.31
	24	19.47	2.42	12.55	2.75	9.70	2.95	8.47	3.15	8.81	3.30	9.21	3.34	8.40	3.32
1.6 + 3.5 + 5.0	16	20.87	2.00	14.61	2.45	11.59	2.73	9.62	2.97	8.83	3.10	8.53	3.08	7.68	2.94
	18	20.72	2.07	14.25	2.49	11.10	2.75	9.01	2.98	8.22	3.13	8.06	3.15	7.52	3.06
	20	20.56	2.15	13.90	2.53	10.60	2.77	8.40	3.00	7.60	3.17	7.59	3.22	7.37	3.18
	21	20.34	2.20	13.59	2.56	10.40	2.79	8.44	3.01	7.93	3.17	8.01	3.22	7.65	3.19
	22	20.11	2.24	13.28	2.59	10.20	2.81	8.47	3.02	8.25	3.18	8.44	3.22	7.93	3.19
	24	19.66	2.34	12.67	2.65	9.79	2.85	8.55	3.04	8.90	3.18	9.29	3.23	8.48	3.20
1.6 + 3.5 + 6.0	16	20.87	2.00	14.61	2.45	11.59	2.73	9.62	2.97	8.83	3.10	8.53	3.08	7.68	2.94
	18	20.72	2.07	14.25	2.49	11.10	2.75	9.01	2.98	8.22	3.13	8.06	3.15	7.52	3.06
	20	20.56	2.15	13.90	2.53	10.60	2.77	8.40	3.00	7.60	3.17	7.59	3.22	7.37	3.18
	21	20.34	2.20	13.59	2.56	10.40	2.79	8.44	3.01	7.93	3.17	8.01	3.22	7.65	3.19
	22	20.11	2.24	13.28	2.59	10.20	2.81	8.47	3.02	8.25	3.18	8.44	3.22	7.93	3.19
	24	19.66	2.34	12.67	2.65	9.79	2.85	8.55	3.04	8.90	3.18	9.29	3.23	8.48	3.20
1.6 + 4.2 + 4.2	16	20.68	2.06	14.47	2.53	11.48	2.82	9.53	3.06	8.75	3.20	8.45	3.18	7.61	3.03
	18	20.52	2.14	14.12	2.57	10.99	2.84	8.93	3.08	8.14	3.23	7.98	3.25	7.45	3.16
	20	20.37	2.22	13.76	2.61	10.50	2.86	8.32	3.10	7.53	3.27	7.52	3.32	7.30	3.29
	21	20.15	2.27	13.46	2.64	10.30	2.88	8.36	3.11	7.85	3.27	7.94	3.32	7.58	3.29
	22	19.92	2.32	13.16	2.67	10.10	2.90	8.39	3.12	8.17	3.28	8.36	3.33	7.85	3.30
	24	19.47	2.42	12.55	2.74	9.70	2.94	8.47	3.14	8.81	3.29	9.21	3.33	8.40	3.31

Combination (Capacity)	Indoor Air Temp. °C DB	Outdoor Air Temp. °C WB													
		15		10		6		0		-5		-10		-15	
		Total Q	Input Power	Total Q	Input Power	Total Q	Input Power	Total Q	Input Power	Total Q	Input Power	Total Q	Input Power	Total Q	Input Power
1.6 + 4.2 + 5.0	16	20.87	1.99	14.61	2.44	11.59	2.72	9.62	2.96	8.83	3.09	8.53	3.07	7.68	2.93
	18	20.72	2.07	14.25	2.48	11.10	2.74	9.01	2.97	8.22	3.12	8.06	3.14	7.52	3.05
	20	20.56	2.14	13.90	2.52	10.60	2.76	8.40	2.99	7.60	3.16	7.59	3.21	7.37	3.17
	21	20.34	2.19	13.59	2.55	10.40	2.78	8.44	3.00	7.93	3.16	8.01	3.21	7.65	3.18
	22	20.11	2.24	13.28	2.58	10.20	2.80	8.47	3.01	8.25	3.16	8.44	3.21	7.93	3.18
	24	19.66	2.33	12.67	2.64	9.79	2.84	8.55	3.03	8.90	3.17	9.29	3.21	8.48	3.19
2.0 + 2.0 + 2.0	16	20.48	2.11	14.34	2.58	11.37	2.88	9.44	3.13	8.66	3.27	8.36	3.24	7.53	3.09
	18	20.33	2.19	13.99	2.62	10.89	2.90	8.84	3.15	8.06	3.30	7.90	3.32	7.38	3.23
	20	20.18	2.27	13.63	2.66	10.40	2.92	8.24	3.16	7.46	3.34	7.44	3.39	7.23	3.36
	21	19.95	2.32	13.33	2.70	10.20	2.94	8.28	3.17	7.78	3.34	7.86	3.39	7.51	3.36
	22	19.73	2.37	13.03	2.73	10.00	2.96	8.31	3.18	8.09	3.35	8.28	3.40	7.78	3.37
	24	19.28	2.47	12.43	2.79	9.61	3.01	8.39	3.21	8.73	3.36	9.12	3.40	8.32	3.38
2.0 + 2.0 + 2.5	16	20.48	2.11	14.34	2.58	11.37	2.88	9.44	3.13	8.66	3.27	8.36	3.24	7.53	3.09
	18	20.33	2.19	13.99	2.62	10.89	2.90	8.84	3.15	8.06	3.30	7.90	3.32	7.38	3.23
	20	20.18	2.27	13.63	2.66	10.40	2.92	8.24	3.16	7.46	3.34	7.44	3.39	7.23	3.36
	21	19.95	2.32	13.33	2.70	10.20	2.94	8.28	3.17	7.78	3.34	7.86	3.39	7.51	3.36
	22	19.73	2.37	13.03	2.73	10.00	2.96	8.31	3.18	8.09	3.35	8.28	3.40	7.78	3.37
	24	19.28	2.47	12.43	2.79	9.61	3.01	8.39	3.21	8.73	3.36	9.12	3.40	8.32	3.38
2.0 + 2.0 + 3.5	16	20.48	2.06	14.34	2.52	11.37	2.81	9.44	3.05	8.66	3.19	8.36	3.17	7.53	3.02
	18	20.33	2.13	13.99	2.56	10.89	2.83	8.84	3.07	8.06	3.22	7.90	3.24	7.38	3.15
	20	20.18	2.21	13.63	2.60	10.40	2.85	8.24	3.09	7.46	3.26	7.44	3.31	7.23	3.28
	21	19.95	2.26	13.33	2.63	10.20	2.87	8.28	3.10	7.78	3.26	7.86	3.31	7.51	3.28
	22	19.73	2.31	13.03	2.66	10.00	2.89	8.31	3.11	8.09	3.27	8.28	3.31	7.78	3.29
	24	19.28	2.41	12.43	2.73	9.61	2.93	8.39	3.13	8.73	3.27	9.12	3.32	8.32	3.30
2.0 + 2.0 + 4.2	16	20.68	2.08	14.47	2.56	11.48	2.85	9.53	3.10	8.75	3.23	8.45	3.21	7.61	3.06
	18	20.52	2.16	14.12	2.60	10.99	2.87	8.93	3.11	8.14	3.27	7.98	3.28	7.45	3.19
	20	20.37	2.24	13.76	2.64	10.50	2.89	8.32	3.13	7.53	3.30	7.52	3.36	7.30	3.32
	21	20.15	2.29	13.46	2.67	10.30	2.91	8.36	3.14	7.85	3.31	7.94	3.36	7.58	3.33
	22	19.92	2.34	13.16	2.70	10.10	2.93	8.39	3.15	8.17	3.31	8.36	3.36	7.85	3.33
	24	19.47	2.44	12.55	2.77	9.70	2.98	8.47	3.17	8.81	3.32	9.21	3.37	8.40	3.34
2.0 + 2.0 + 5.0	16	20.87	2.01	14.61	2.46	11.59	2.74	9.62	2.98	8.83	3.11	8.53	3.09	7.68	2.95
	18	20.72	2.08	14.25	2.50	11.10	2.76	9.01	2.99	8.22	3.14	8.06	3.16	7.52	3.07
	20	20.56	2.16	13.90	2.54	10.60	2.78	8.40	3.01	7.60	3.18	7.59	3.23	7.37	3.20
	21	20.34	2.20	13.59	2.57	10.40	2.80	8.44	3.02	7.93	3.18	8.01	3.23	7.65	3.20
	22	20.11	2.25	13.28	2.60	10.20	2.82	8.47	3.03	8.25	3.19	8.44	3.23	7.93	3.20
	24	19.66	2.35	12.67	2.66	9.79	2.86	8.55	3.05	8.90	3.19	9.29	3.24	8.48	3.21
2.0 + 2.0 + 6.0	16	20.87	2.01	14.61	2.46	11.59	2.74	9.62	2.98	8.83	3.11	8.53	3.09	7.68	2.95
	18	20.72	2.08	14.25	2.50	11.10	2.76	9.01	2.99	8.22	3.14	8.06	3.16	7.52	3.07
	20	20.56	2.16	13.90	2.54	10.60	2.78	8.40	3.01	7.60	3.18	7.59	3.23	7.37	3.20
	21	20.34	2.20	13.59	2.57	10.40	2.80	8.44	3.02	7.93	3.18	8.01	3.23	7.65	3.20
	22	20.11	2.25	13.28	2.60	10.20	2.82	8.47	3.03	8.25	3.19	8.44	3.23	7.93	3.20
	24	19.66	2.35	12.67	2.66	9.79	2.86	8.55	3.05	8.90	3.19	9.29	3.24	8.48	3.21

Combination (Capacity)	Indoor Air Temp. °C DB	Outdoor Air Temp. °C WB													
		15		10		6		0		-5		-10		-15	
		Total Q	Input Power	Total Q	Input Power	Total Q	Input Power	Total Q	Input Power	Total Q	Input Power	Total Q	Input Power	Total Q	Input Power
2.0 + 2.5 + 2.5	16	20.48	2.11	14.34	2.58	11.37	2.88	9.44	3.13	8.66	3.27	8.36	3.24	7.53	3.09
	18	20.33	2.19	13.99	2.62	10.89	2.90	8.84	3.15	8.06	3.30	7.90	3.32	7.38	3.23
	20	20.18	2.27	13.63	2.66	10.40	2.92	8.24	3.16	7.46	3.34	7.44	3.39	7.23	3.36
	21	19.95	2.32	13.33	2.70	10.20	2.94	8.28	3.17	7.78	3.34	7.86	3.39	7.51	3.36
	22	19.73	2.37	13.03	2.73	10.00	2.96	8.31	3.18	8.09	3.35	8.28	3.40	7.78	3.37
	24	19.28	2.47	12.43	2.79	9.61	3.01	8.39	3.21	8.73	3.36	9.12	3.40	8.32	3.38
2.0 + 2.5 + 3.5	16	20.48	2.06	14.34	2.52	11.37	2.81	9.44	3.05	8.66	3.19	8.36	3.17	7.53	3.02
	18	20.33	2.13	13.99	2.56	10.89	2.83	8.84	3.07	8.06	3.22	7.90	3.24	7.38	3.15
	20	20.18	2.21	13.63	2.60	10.40	2.85	8.24	3.09	7.46	3.26	7.44	3.31	7.23	3.28
	21	19.95	2.26	13.33	2.63	10.20	2.87	8.28	3.10	7.78	3.26	7.86	3.31	7.51	3.28
	22	19.73	2.31	13.03	2.66	10.00	2.89	8.31	3.11	8.09	3.27	8.28	3.31	7.78	3.29
	24	19.28	2.41	12.43	2.73	9.61	2.93	8.39	3.13	8.73	3.27	9.12	3.32	8.32	3.30
2.0 + 2.5 + 4.2	16	20.68	2.08	14.47	2.56	11.48	2.85	9.53	3.10	8.75	3.23	8.45	3.21	7.61	3.06
	18	20.52	2.16	14.12	2.60	10.99	2.87	8.93	3.11	8.14	3.27	7.98	3.28	7.45	3.19
	20	20.37	2.24	13.76	2.64	10.50	2.89	8.32	3.13	7.53	3.30	7.52	3.36	7.30	3.32
	21	20.15	2.29	13.46	2.67	10.30	2.91	8.36	3.14	7.85	3.31	7.94	3.36	7.58	3.33
	22	19.92	2.34	13.16	2.70	10.10	2.93	8.39	3.15	8.17	3.31	8.36	3.36	7.85	3.33
	24	19.47	2.44	12.55	2.77	9.70	2.98	8.47	3.17	8.81	3.32	9.21	3.37	8.40	3.34
2.0 + 2.5 + 5.0	16	20.87	2.01	14.61	2.46	11.59	2.74	9.62	2.98	8.83	3.11	8.53	3.09	7.68	2.95
	18	20.72	2.08	14.25	2.50	11.10	2.76	9.01	2.99	8.22	3.14	8.06	3.16	7.52	3.07
	20	20.56	2.16	13.90	2.54	10.60	2.78	8.40	3.01	7.60	3.18	7.59	3.23	7.37	3.20
	21	20.34	2.20	13.59	2.57	10.40	2.80	8.44	3.02	7.93	3.18	8.01	3.23	7.65	3.20
	22	20.11	2.25	13.28	2.60	10.20	2.82	8.47	3.03	8.25	3.19	8.44	3.23	7.93	3.20
	24	19.66	2.35	12.67	2.66	9.79	2.86	8.55	3.05	8.90	3.19	9.29	3.24	8.48	3.21
2.0 + 2.5 + 6.0	16	20.87	2.01	14.61	2.46	11.59	2.74	9.62	2.98	8.83	3.11	8.53	3.09	7.68	2.95
	18	20.72	2.08	14.25	2.50	11.10	2.76	9.01	2.99	8.22	3.14	8.06	3.16	7.52	3.07
	20	20.56	2.16	13.90	2.54	10.60	2.78	8.40	3.01	7.60	3.18	7.59	3.23	7.37	3.20
	21	20.34	2.20	13.59	2.57	10.40	2.80	8.44	3.02	7.93	3.18	8.01	3.23	7.65	3.20
	22	20.11	2.25	13.28	2.60	10.20	2.82	8.47	3.03	8.25	3.19	8.44	3.23	7.93	3.20
	24	19.66	2.35	12.67	2.66	9.79	2.86	8.55	3.05	8.90	3.19	9.29	3.24	8.48	3.21
2.0 + 3.5 + 3.5	16	20.68	2.07	14.47	2.54	11.48	2.83	9.53	3.08	8.75	3.21	8.45	3.19	7.61	3.04
	18	20.52	2.15	14.12	2.58	10.99	2.85	8.93	3.09	8.14	3.25	7.98	3.26	7.45	3.17
	20	20.37	2.23	13.76	2.62	10.50	2.87	8.32	3.11	7.53	3.28	7.52	3.33	7.30	3.30
	21	20.15	2.28	13.46	2.65	10.30	2.89	8.36	3.12	7.85	3.29	7.94	3.34	7.58	3.30
	22	19.92	2.33	13.16	2.68	10.10	2.91	8.39	3.13	8.17	3.29	8.36	3.34	7.85	3.31
	24	19.47	2.42	12.55	2.75	9.70	2.95	8.47	3.15	8.81	3.30	9.21	3.34	8.40	3.32
2.0 + 3.5 + 4.0	16	20.68	2.06	14.47	2.53	11.48	2.82	9.53	3.06	8.75	3.20	8.45	3.18	7.61	3.03
	18	20.52	2.14	14.12	2.57	10.99	2.84	8.93	3.08	8.14	3.23	7.98	3.25	7.45	3.16
	20	20.37	2.22	13.76	2.61	10.50	2.86	8.32	3.10	7.53	3.27	7.52	3.32	7.30	3.29
	21	20.15	2.27	13.46	2.64	10.30	2.88	8.36	3.11	7.85	3.27	7.94	3.32	7.58	3.29
	22	19.92	2.32	13.16	2.67	10.10	2.90	8.39	3.12	8.17	3.28	8.36	3.33	7.85	3.30
	24	19.47	2.42	12.55	2.74	9.70	2.94	8.47	3.14	8.81	3.29	9.21	3.33	8.40	3.31

Combination (Capacity)	Indoor Air Temp. °C DB	Outdoor Air Temp. °C WB													
		15		10		6		0		-5		-10		-15	
		Total Q	Input Power	Total Q	Input Power	Total Q	Input Power	Total Q	Input Power	Total Q	Input Power	Total Q	Input Power	Total Q	Input Power
2.0 + 3.5 + 5.0	16	20.87	1.99	14.61	2.44	11.59	2.72	9.62	2.96	8.83	3.09	8.53	3.07	7.68	2.93
	18	20.72	2.07	14.25	2.48	11.10	2.74	9.01	2.97	8.22	3.12	8.06	3.14	7.52	3.05
	20	20.56	2.14	13.90	2.52	10.60	2.76	8.40	2.99	7.60	3.16	7.59	3.21	7.37	3.17
	21	20.34	2.19	13.59	2.55	10.40	2.78	8.44	3.00	7.93	3.16	8.01	3.21	7.65	3.18
	22	20.11	2.24	13.28	2.58	10.20	2.80	8.47	3.01	8.25	3.16	8.44	3.21	7.93	3.18
	24	19.66	2.33	12.67	2.64	9.79	2.84	8.55	3.03	8.90	3.17	9.29	3.21	8.48	3.19
2.0 + 4.2 + 4.2	16	20.68	2.06	14.47	2.53	11.48	2.82	9.53	3.06	8.75	3.20	8.45	3.18	7.61	3.03
	18	20.52	2.14	14.12	2.57	10.99	2.84	8.93	3.08	8.14	3.23	7.98	3.25	7.45	3.16
	20	20.37	2.22	13.76	2.61	10.50	2.86	8.32	3.10	7.53	3.27	7.52	3.32	7.30	3.29
	21	20.15	2.27	13.46	2.64	10.30	2.88	8.36	3.11	7.85	3.27	7.94	3.32	7.58	3.29
	22	19.92	2.32	13.16	2.67	10.10	2.90	8.39	3.12	8.17	3.28	8.36	3.33	7.85	3.30
	24	19.47	2.42	12.55	2.74	9.70	2.94	8.47	3.14	8.81	3.29	9.21	3.33	8.40	3.31
2.0 + 4.2 + 5.0	16	20.87	1.98	14.61	2.43	11.59	2.71	9.62	2.95	8.83	3.08	8.53	3.05	7.68	2.91
	18	20.72	2.06	14.25	2.47	11.10	2.73	9.01	2.96	8.22	3.11	8.06	3.12	7.52	3.04
	20	20.56	2.13	13.90	2.51	10.60	2.75	8.40	2.98	7.60	3.14	7.59	3.19	7.37	3.16
	21	20.34	2.18	13.59	2.54	10.40	2.77	8.44	2.99	7.93	3.15	8.01	3.20	7.65	3.17
	22	20.11	2.23	13.28	2.57	10.20	2.79	8.47	3.00	8.25	3.15	8.44	3.20	7.93	3.17
	24	19.66	2.32	12.67	2.63	9.79	2.83	8.55	3.02	8.90	3.16	9.29	3.20	8.48	3.18
2.5 + 2.5 + 2.5	16	20.48	2.11	14.34	2.58	11.37	2.88	9.44	3.13	8.66	3.27	8.36	3.24	7.53	3.09
	18	20.33	2.19	13.99	2.62	10.89	2.90	8.84	3.15	8.06	3.30	7.90	3.32	7.38	3.23
	20	20.18	2.27	13.63	2.66	10.40	2.92	8.24	3.16	7.46	3.34	7.44	3.39	7.23	3.36
	21	19.95	2.32	13.33	2.70	10.20	2.94	8.28	3.17	7.78	3.34	7.86	3.39	7.51	3.36
	22	19.73	2.37	13.03	2.73	10.00	2.96	8.31	3.18	8.09	3.35	8.28	3.40	7.78	3.37
	24	19.28	2.47	12.43	2.79	9.61	3.01	8.39	3.21	8.73	3.36	9.12	3.40	8.32	3.38
2.5 + 2.5 + 3.5	16	20.48	2.06	14.34	2.52	11.37	2.81	9.44	3.05	8.66	3.19	8.36	3.17	7.53	3.02
	18	20.33	2.13	13.99	2.56	10.89	2.83	8.84	3.07	8.06	3.22	7.90	3.24	7.38	3.15
	20	20.18	2.21	13.63	2.60	10.40	2.85	8.24	3.09	7.46	3.26	7.44	3.31	7.23	3.28
	21	19.95	2.26	13.33	2.63	10.20	2.87	8.28	3.10	7.78	3.26	7.86	3.31	7.51	3.28
	22	19.73	2.31	13.03	2.66	10.00	2.89	8.31	3.11	8.09	3.27	8.28	3.31	7.78	3.29
	24	19.28	2.41	12.43	2.73	9.61	2.93	8.39	3.13	8.73	3.27	9.12	3.32	8.32	3.30
2.5 + 2.5 + 4.2	16	20.68	2.08	14.47	2.56	11.48	2.85	9.53	3.10	8.75	3.23	8.45	3.21	7.61	3.06
	18	20.52	2.16	14.12	2.60	10.99	2.87	8.93	3.11	8.14	3.27	7.98	3.28	7.45	3.19
	20	20.37	2.24	13.76	2.64	10.50	2.89	8.32	3.13	7.53	3.30	7.52	3.36	7.30	3.32
	21	20.15	2.29	13.46	2.67	10.30	2.91	8.36	3.14	7.85	3.31	7.94	3.36	7.58	3.33
	22	19.92	2.34	13.16	2.70	10.10	2.93	8.39	3.15	8.17	3.31	8.36	3.36	7.85	3.33
	24	19.47	2.44	12.55	2.77	9.70	2.98	8.47	3.17	8.81	3.32	9.21	3.37	8.40	3.34
2.5 + 2.5 + 5.0	16	20.87	2.01	14.61	2.46	11.59	2.74	9.62	2.98	8.83	3.11	8.53	3.09	7.68	2.95
	18	20.72	2.08	14.25	2.50	11.10	2.76	9.01	2.99	8.22	3.14	8.06	3.16	7.52	3.07
	20	20.56	2.16	13.90	2.54	10.60	2.78	8.40	3.01	7.60	3.18	7.59	3.23	7.37	3.20
	21	20.34	2.20	13.59	2.57	10.40	2.80	8.44	3.02	7.93	3.18	8.01	3.23	7.65	3.20
	22	20.11	2.25	13.28	2.60	10.20	2.82	8.47	3.03	8.25	3.19	8.44	3.23	7.93	3.20
	24	19.66	2.35	12.67	2.66	9.79	2.86	8.55	3.05	8.90	3.19	9.29	3.24	8.48	3.21

Combination (Capacity)	Indoor Air Temp. °C DB	Outdoor Air Temp. °C WB													
		15		10		6		0		-5		-10		-15	
		Total Q	Input Power	Total Q	Input Power	Total Q	Input Power	Total Q	Input Power	Total Q	Input Power	Total Q	Input Power	Total Q	Input Power
2.5 + 2.5 + 6.0	16	20.87	2.01	14.61	2.46	11.59	2.74	9.62	2.98	8.83	3.11	8.53	3.09	7.68	2.95
	18	20.72	2.08	14.25	2.50	11.10	2.76	9.01	2.99	8.22	3.14	8.06	3.16	7.52	3.07
	20	20.56	2.16	13.90	2.54	10.60	2.78	8.40	3.01	7.60	3.18	7.59	3.23	7.37	3.20
	21	20.34	2.20	13.59	2.57	10.40	2.80	8.44	3.02	7.93	3.18	8.01	3.23	7.65	3.20
	22	20.11	2.25	13.28	2.60	10.20	2.82	8.47	3.03	8.25	3.19	8.44	3.23	7.93	3.20
	24	19.66	2.35	12.67	2.66	9.79	2.86	8.55	3.05	8.90	3.19	9.29	3.24	8.48	3.21
2.5 + 3.5 + 3.5	16	20.68	2.07	14.47	2.54	11.48	2.83	9.53	3.08	8.75	3.21	8.45	3.19	7.61	3.04
	18	20.52	2.15	14.12	2.58	10.99	2.85	8.93	3.09	8.14	3.25	7.98	3.26	7.45	3.17
	20	20.37	2.23	13.76	2.62	10.50	2.87	8.32	3.11	7.53	3.28	7.52	3.33	7.30	3.30
	21	20.15	2.28	13.46	2.65	10.30	2.89	8.36	3.12	7.85	3.29	7.94	3.34	7.58	3.30
	22	19.92	2.33	13.16	2.68	10.10	2.91	8.39	3.13	8.17	3.29	8.36	3.34	7.85	3.31
	24	19.47	2.42	12.55	2.75	9.70	2.95	8.47	3.15	8.81	3.30	9.21	3.34	8.40	3.32
2.5 + 3.5 + 4.2	16	20.68	2.06	14.47	2.53	11.48	2.82	9.53	3.06	8.75	3.20	8.45	3.18	7.61	3.03
	18	20.52	2.14	14.12	2.57	10.99	2.84	8.93	3.08	8.14	3.23	7.98	3.25	7.45	3.16
	20	20.37	2.22	13.76	2.61	10.50	2.86	8.32	3.10	7.53	3.27	7.52	3.32	7.30	3.29
	21	20.15	2.27	13.46	2.64	10.30	2.88	8.36	3.11	7.85	3.27	7.94	3.32	7.58	3.29
	22	19.92	2.32	13.16	2.67	10.10	2.90	8.39	3.12	8.17	3.28	8.36	3.33	7.85	3.30
	24	19.47	2.42	12.55	2.74	9.70	2.94	8.47	3.14	8.81	3.29	9.21	3.33	8.40	3.31
2.5 + 3.5 + 5.0	16	20.87	1.99	14.61	2.44	11.59	2.72	9.62	2.96	8.83	3.09	8.53	3.07	7.68	2.93
	18	20.72	2.07	14.25	2.48	11.10	2.74	9.01	2.97	8.22	3.12	8.06	3.14	7.52	3.05
	20	20.56	2.14	13.90	2.52	10.60	2.76	8.40	2.99	7.60	3.16	7.59	3.21	7.37	3.17
	21	20.34	2.19	13.59	2.55	10.40	2.78	8.44	3.00	7.93	3.16	8.01	3.21	7.65	3.18
	22	20.11	2.24	13.28	2.58	10.20	2.80	8.47	3.01	8.25	3.16	8.44	3.21	7.93	3.18
	24	19.66	2.33	12.67	2.64	9.79	2.84	8.55	3.03	8.90	3.17	9.29	3.21	8.48	3.19
2.5 + 4.2 + 4.2	16	20.68	2.06	14.47	2.53	11.48	2.82	9.53	3.06	8.75	3.20	8.45	3.18	7.61	3.03
	18	20.52	2.14	14.12	2.57	10.99	2.84	8.93	3.08	8.14	3.23	7.98	3.25	7.45	3.16
	20	20.37	2.22	13.76	2.61	10.50	2.86	8.32	3.10	7.53	3.27	7.52	3.32	7.30	3.29
	21	20.15	2.27	13.46	2.64	10.30	2.88	8.36	3.11	7.85	3.27	7.94	3.32	7.58	3.29
	22	19.92	2.32	13.16	2.67	10.10	2.90	8.39	3.12	8.17	3.28	8.36	3.33	7.85	3.30
	24	19.47	2.42	12.55	2.74	9.70	2.94	8.47	3.14	8.81	3.29	9.21	3.33	8.40	3.31
3.5 + 3.5 + 3.5	16	20.68	2.06	14.47	2.52	11.48	2.81	9.53	3.05	8.75	3.19	8.45	3.17	7.61	3.02
	18	20.52	2.13	14.12	2.56	10.99	2.83	8.93	3.07	8.14	3.22	7.98	3.24	7.45	3.15
	20	20.37	2.21	13.76	2.60	10.50	2.85	8.32	3.09	7.53	3.26	7.52	3.31	7.30	3.28
	21	20.15	2.26	13.46	2.63	10.30	2.87	8.36	3.10	7.85	3.26	7.94	3.31	7.58	3.28
	22	19.92	2.31	13.16	2.66	10.10	2.89	8.39	3.11	8.17	3.27	8.36	3.31	7.85	3.29
	24	19.47	2.41	12.55	2.73	9.70	2.93	8.47	3.13	8.81	3.27	9.21	3.32	8.40	3.30
3.5 + 3.5 + 4.2	16	20.68	2.02	14.47	2.48	11.48	2.76	9.53	3.00	8.75	3.13	8.45	3.11	7.61	2.97
	18	20.52	2.10	14.12	2.52	10.99	2.78	8.93	3.02	8.14	3.17	7.98	3.18	7.45	3.09
	20	20.37	2.17	13.76	2.55	10.50	2.80	8.32	3.03	7.53	3.20	7.52	3.25	7.30	3.22
	21	20.15	2.22	13.46	2.59	10.30	2.82	8.36	3.04	7.85	3.21	7.94	3.25	7.58	3.22
	22	19.92	2.27	13.16	2.62	10.10	2.84	8.39	3.05	8.17	3.21	8.36	3.26	7.85	3.23
	24	19.47	2.36	12.55	2.68	9.70	2.88	8.47	3.08	8.81	3.22	9.21	3.26	8.40	3.24

18.2.3 CU-4Z68TBE

Combination (Capacity)	Indoor Air Temp. °C DB	Outdoor Air Temp. °C WB											
		16/15		15/14		10/9		7/6		6/5		2/1	
		Total Q	Input Power	Total Q	Input Power	Total Q	Input Power	Total Q	Input Power	Total Q	Input Power	Total Q	Input Power
1.6	16	4.46	0.76	4.36	0.78	3.84	0.87	3.53	0.93	3.60	0.98	3.89	1.18
	18	4.23	0.78	4.14	0.79	3.65	0.89	3.37	0.94	3.46	0.99	3.84	1.16
	20	4.03	0.79	3.94	0.81	3.48	0.90	3.20	0.96	3.32	1.00	3.78	1.17
	21	3.94	0.80	3.85	0.82	3.40	0.91	3.13	0.97	3.25	1.01	3.74	1.18
	22	3.85	0.81	3.77	0.83	3.33	0.92	3.06	0.98	3.19	1.02	3.72	1.19
	24	3.70	0.83	3.61	0.85	3.19	0.95	2.93	1.00	3.08	1.05	3.65	1.24
2.0	16	5.72	0.98	5.59	1.00	4.92	1.12	4.53	1.19	4.62	1.25	4.99	1.51
	18	5.42	0.99	5.30	1.02	4.68	1.14	4.31	1.21	4.43	1.26	4.92	1.49
	20	5.16	1.01	5.05	1.03	4.45	1.16	4.10	1.23	4.25	1.28	4.84	1.49
	21	5.05	1.02	4.93	1.05	4.35	1.17	4.01	1.24	4.16	1.30	4.80	1.51
	22	4.94	1.04	4.83	1.06	4.26	1.18	3.92	1.26	4.09	1.31	4.76	1.52
	24	4.74	1.07	4.63	1.09	4.08	1.21	3.76	1.29	3.94	1.35	4.68	1.59
2.5	16	6.00	0.98	5.86	1.00	5.16	1.12	4.75	1.19	4.84	1.25	5.23	1.51
	18	5.69	0.99	5.56	1.02	4.91	1.14	4.52	1.21	4.65	1.26	5.16	1.49
	20	5.42	1.01	5.29	1.03	4.67	1.16	4.30	1.23	4.46	1.28	5.08	1.49
	21	5.29	1.02	5.17	1.05	4.56	1.17	4.20	1.24	4.37	1.30	5.03	1.51
	22	5.18	1.04	5.06	1.06	4.47	1.18	4.11	1.26	4.29	1.31	4.99	1.52
	24	4.97	1.07	4.85	1.09	4.28	1.21	3.94	1.29	4.13	1.35	4.91	1.59
3.5	16	8.09	1.67	7.90	1.71	6.96	1.91	6.40	2.03	6.53	2.14	7.05	2.58
	18	7.67	1.70	7.50	1.74	6.62	1.94	6.10	2.06	6.27	2.16	6.95	2.54
	20	7.30	1.72	7.14	1.76	6.30	1.97	5.80	2.10	6.01	2.19	6.85	2.55
	21	7.14	1.75	6.97	1.79	6.16	2.00	5.67	2.12	5.89	2.21	6.79	2.58
	22	6.99	1.77	6.83	1.81	6.03	2.02	5.55	2.15	5.79	2.24	6.74	2.60
	24	6.70	1.82	6.55	1.86	5.78	2.07	5.32	2.20	5.58	2.30	6.62	2.71
4.2	16	9.48	2.33	9.26	2.39	8.17	2.66	7.51	2.83	7.66	2.98	8.27	3.59
	18	8.99	2.37	8.79	2.42	7.77	2.71	7.15	2.88	7.35	3.01	8.15	3.54
	20	8.56	2.40	8.37	2.46	7.39	2.75	6.80	2.93	7.05	3.06	8.03	3.56
	21	8.37	2.44	8.18	2.49	7.22	2.79	6.64	2.96	6.91	3.09	7.96	3.59
	22	8.19	2.47	8.00	2.53	7.07	2.82	6.51	3.00	6.78	3.12	7.90	3.63
	24	7.86	2.54	7.68	2.60	6.77	2.89	6.23	3.07	6.54	3.21	7.76	3.78
5.0	16	9.62	2.01	9.40	2.05	8.29	2.29	7.62	2.43	7.77	2.56	8.39	3.09
	18	9.13	2.04	8.92	2.09	7.88	2.33	7.26	2.48	7.46	2.59	8.27	3.05
	20	8.69	2.07	8.49	2.12	7.50	2.37	6.90	2.52	7.15	2.63	8.15	3.06
	21	8.49	2.10	8.30	2.15	7.32	2.40	6.74	2.55	7.01	2.66	8.07	3.09
	22	8.31	2.12	8.12	2.17	7.17	2.43	6.60	2.58	6.88	2.69	8.01	3.12
	24	7.97	2.18	7.79	2.23	6.87	2.49	6.32	2.64	6.63	2.76	7.87	3.25

Combination (Capacity)	Indoor Air Temp. °C DB	Outdoor Air Temp. °C WB									
		0/-1		-5/-6		-7/-8		-10/-11		-15/-	
		Total Q	Input Power	Total Q	Input Power	Total Q	Input Power	Total Q	Input Power	Total Q	Input Power
1.6	16	3.77	1.15	3.48	1.10	3.36	1.07	3.09	1.03	2.64	0.97
	18	3.73	1.15	3.47	1.13	3.29	1.13	3.09	1.08	2.64	0.99
	20	3.69	1.16	3.45	1.16	3.36	1.16	3.07	1.10	2.60	1.01
	21	3.66	1.18	3.44	1.17	3.35	1.17	3.06	1.11	2.57	1.03
	22	3.63	1.19	3.42	1.18	3.33	1.17	3.04	1.12	2.55	1.04
	24	3.57	1.22	3.36	1.18	3.28	1.17	2.97	1.13	2.44	1.07
2.0	16	4.83	1.48	4.45	1.40	4.30	1.37	3.96	1.32	3.38	1.24
	18	4.78	1.48	4.45	1.45	4.21	1.44	3.96	1.38	3.38	1.27
	20	4.72	1.49	4.42	1.48	4.30	1.48	3.94	1.41	3.33	1.29
	21	4.68	1.51	4.40	1.50	4.29	1.49	3.92	1.43	3.30	1.32
	22	4.65	1.52	4.38	1.51	4.27	1.50	3.89	1.44	3.26	1.33
	24	4.57	1.57	4.31	1.52	4.21	1.49	3.80	1.45	3.13	1.37
2.5	16	5.07	1.48	4.67	1.40	4.51	1.37	4.15	1.32	3.54	1.24
	18	5.01	1.48	4.66	1.45	4.42	1.44	4.16	1.38	3.54	1.27
	20	4.95	1.49	4.64	1.48	4.51	1.48	4.13	1.41	3.49	1.29
	21	4.91	1.51	4.62	1.50	4.50	1.49	4.11	1.43	3.46	1.32
	22	4.88	1.52	4.59	1.51	4.47	1.50	4.08	1.44	3.42	1.33
	24	4.80	1.57	4.52	1.52	4.41	1.49	3.99	1.45	3.28	1.37
3.5	16	6.84	2.52	6.30	2.40	6.08	2.34	5.60	2.26	4.78	2.12
	18	6.76	2.52	6.29	2.48	5.96	2.47	5.61	2.35	4.78	2.16
	20	6.68	2.55	6.26	2.53	6.08	2.53	5.57	2.41	4.71	2.21
	21	6.63	2.57	6.23	2.56	6.07	2.55	5.54	2.44	4.66	2.25
	22	6.58	2.59	6.19	2.57	6.03	2.56	5.50	2.45	4.61	2.27
	24	6.47	2.68	6.10	2.59	5.95	2.55	5.38	2.47	4.43	2.34
4.2	16	8.02	3.52	7.39	3.34	7.13	3.27	6.56	3.16	5.60	2.96
	18	7.93	3.52	7.37	3.46	6.99	3.44	6.57	3.28	5.60	3.02
	20	7.83	3.55	7.33	3.53	7.13	3.53	6.53	3.36	5.53	3.08
	21	7.77	3.59	7.30	3.57	7.11	3.56	6.50	3.40	5.47	3.13
	22	7.71	3.62	7.26	3.59	7.07	3.58	6.45	3.42	5.41	3.17
	24	7.59	3.73	7.15	3.61	6.98	3.56	6.31	3.45	5.19	3.27
5.0	16	8.14	3.03	7.49	2.87	7.24	2.81	6.66	2.71	5.69	2.55
	18	8.05	3.03	7.48	2.98	7.09	2.96	6.67	2.82	5.69	2.59
	20	7.95	3.06	7.44	3.04	7.24	3.03	6.63	2.89	5.61	2.65
	21	7.88	3.08	7.41	3.07	7.22	3.06	6.59	2.92	5.55	2.70
	22	7.83	3.11	7.36	3.09	7.18	3.08	6.54	2.94	5.49	2.73
	24	7.70	3.21	7.26	3.10	7.08	3.06	6.40	2.97	5.27	2.81

Combination (Capacity)	Indoor Air Temp. °C DB	Outdoor Air Temp. °C WB											
		16/15		15/14		10/9		7/6		6/5		2/1	
		Total Q	Input Power	Total Q	Input Power	Total Q	Input Power	Total Q	Input Power	Total Q	Input Power	Total Q	Input Power
6.0	16	12.55	2.03	12.26	2.08	10.81	2.32	9.93	2.46	10.14	2.59	10.95	3.13
	18	11.90	2.06	11.63	2.11	10.28	2.36	9.47	2.51	9.73	2.62	10.79	3.08
	20	11.33	2.09	11.07	2.14	9.78	2.40	9.00	2.55	9.33	2.66	10.63	3.10
	21	11.07	2.12	10.82	2.17	9.55	2.43	8.79	2.58	9.14	2.69	10.53	3.13
	22	10.84	2.15	10.59	2.20	9.35	2.46	8.61	2.61	8.98	2.72	10.45	3.16
	24	10.40	2.21	10.16	2.26	8.97	2.52	8.25	2.67	8.65	2.79	10.27	3.29
1.6 + 1.6	16	17.65	2.41	16.81	2.48	12.61	2.82	10.09	3.02	10.10	3.02	10.15	3.04
	18	16.87	2.44	16.11	2.51	12.30	2.82	10.02	3.01	9.90	3.01	9.41	3.01
	20	16.30	2.48	15.58	2.54	11.97	2.83	9.80	3.01	9.67	3.01	9.16	3.00
	21	16.14	2.51	15.42	2.57	11.81	2.84	9.64	3.01	9.56	3.01	9.22	3.00
	22	15.95	2.55	15.23	2.60	11.61	2.86	9.44	3.01	9.43	3.01	9.41	3.00
	24	15.83	2.65	15.07	2.69	11.22	2.89	8.91	3.01	9.16	3.01	10.16	3.02
1.6 + 2.0	16	17.65	2.42	16.81	2.49	12.61	2.83	10.09	3.03	10.10	3.03	10.15	3.05
	18	16.87	2.45	16.11	2.51	12.30	2.83	10.02	3.02	9.90	3.02	9.41	3.02
	20	16.30	2.49	15.58	2.55	11.97	2.84	9.80	3.02	9.67	3.02	9.16	3.01
	21	16.14	2.52	15.42	2.58	11.81	2.85	9.64	3.02	9.56	3.02	9.22	3.01
	22	15.95	2.56	15.23	2.61	11.61	2.87	9.44	3.02	9.43	3.02	9.41	3.01
	24	15.83	2.65	15.07	2.69	11.22	2.90	8.91	3.02	9.16	3.02	10.16	3.03
1.6 + 2.5	16	17.65	2.42	16.81	2.49	12.61	2.83	10.09	3.03	10.10	3.03	10.15	3.05
	18	16.87	2.45	16.11	2.51	12.30	2.83	10.02	3.02	9.90	3.02	9.41	3.02
	20	16.30	2.49	15.58	2.55	11.97	2.84	9.80	3.02	9.67	3.02	9.16	3.01
	21	16.14	2.52	15.42	2.58	11.81	2.85	9.64	3.02	9.56	3.02	9.22	3.01
	22	15.95	2.56	15.23	2.61	11.61	2.87	9.44	3.02	9.43	3.02	9.41	3.01
	24	15.83	2.65	15.07	2.69	11.22	2.90	8.91	3.02	9.16	3.02	10.16	3.03
1.6 + 3.5	16	17.83	2.42	16.98	2.49	12.74	2.83	10.19	3.03	10.21	3.03	10.25	3.05
	18	17.04	2.45	16.27	2.51	12.43	2.83	10.12	3.02	10.00	3.02	9.50	3.02
	20	16.47	2.49	15.74	2.55	12.09	2.84	9.90	3.02	9.77	3.02	9.25	3.01
	21	16.30	2.52	15.57	2.58	11.93	2.85	9.74	3.02	9.65	3.02	9.31	3.01
	22	16.11	2.56	15.38	2.61	11.73	2.87	9.53	3.02	9.53	3.02	9.50	3.01
	24	16.00	2.65	15.22	2.69	11.33	2.90	9.00	3.02	9.26	3.02	10.27	3.03
1.6 + 4.2	16	17.83	2.42	16.98	2.49	12.74	2.83	10.19	3.03	10.21	3.03	10.25	3.05
	18	17.04	2.45	16.27	2.51	12.43	2.83	10.12	3.02	10.00	3.02	9.50	3.02
	20	16.47	2.49	15.74	2.55	12.09	2.84	9.90	3.02	9.77	3.02	9.25	3.01
	21	16.30	2.52	15.57	2.58	11.93	2.85	9.74	3.02	9.65	3.02	9.31	3.01
	22	16.11	2.56	15.38	2.61	11.73	2.87	9.53	3.02	9.53	3.02	9.50	3.01
	24	16.00	2.65	15.22	2.69	11.33	2.90	9.00	3.02	9.26	3.02	10.27	3.03

Combination (Capacity)	Indoor Air Temp. °C DB	Outdoor Air Temp. °C WB									
		0/-1		-5/-6		-7/-8		-10/-11		-15/-	
		Total Q	Input Power	Total Q	Input Power	Total Q	Input Power	Total Q	Input Power	Total Q	Input Power
6.0	16	10.61	3.07	9.78	2.91	9.44	2.85	8.68	2.75	7.42	2.58
	18	10.50	3.06	9.76	3.01	9.25	2.99	8.70	2.86	7.42	2.62
	20	10.37	3.09	9.71	3.08	9.44	3.07	8.64	2.92	7.31	2.68
	21	10.28	3.12	9.66	3.11	9.41	3.10	8.60	2.96	7.24	2.73
	22	10.21	3.15	9.61	3.12	9.36	3.11	8.54	2.98	7.16	2.76
	24	10.04	3.25	9.46	3.14	9.23	3.10	8.35	3.00	6.87	2.85
1.6 + 1.6	16	9.71	3.04	8.60	3.02	8.16	3.02	7.91	2.95	7.50	2.84
	18	9.09	3.01	8.29	3.03	7.97	3.03	7.58	2.97	6.94	2.87
	20	8.86	3.01	8.11	3.03	7.81	3.04	7.36	2.99	6.60	2.91
	21	8.89	3.01	8.06	3.04	7.74	3.05	7.28	3.00	6.53	2.93
	22	9.02	3.01	8.06	3.04	7.68	3.05	7.24	3.02	6.51	2.96
	24	9.59	3.03	8.16	3.05	7.59	3.06	7.24	3.05	6.64	3.03
1.6 + 2.0	16	9.71	3.05	8.60	3.03	8.16	3.03	7.91	2.96	7.50	2.85
	18	9.09	3.02	8.29	3.04	7.97	3.04	7.58	2.98	6.94	2.88
	20	8.86	3.02	8.11	3.04	7.81	3.05	7.36	3.00	6.60	2.92
	21	8.89	3.02	8.06	3.05	7.74	3.06	7.28	3.01	6.53	2.94
	22	9.02	3.02	8.06	3.05	7.68	3.06	7.24	3.03	6.51	2.97
	24	9.59	3.04	8.16	3.06	7.59	3.07	7.24	3.06	6.64	3.04
1.6 + 2.5	16	9.71	3.05	8.60	3.03	8.16	3.03	7.91	2.96	7.50	2.85
	18	9.09	3.02	8.29	3.04	7.97	3.04	7.58	2.98	6.94	2.88
	20	8.86	3.02	8.11	3.04	7.81	3.05	7.36	3.00	6.60	2.92
	21	8.89	3.02	8.06	3.05	7.74	3.06	7.28	3.01	6.53	2.94
	22	9.02	3.02	8.06	3.05	7.68	3.06	7.24	3.03	6.51	2.97
	24	9.59	3.04	8.16	3.06	7.59	3.07	7.24	3.06	6.64	3.04
1.6 + 3.5	16	9.81	3.05	8.69	3.03	8.24	3.03	7.99	2.96	7.58	2.85
	18	9.18	3.02	8.37	3.04	8.05	3.04	7.66	2.98	7.01	2.88
	20	8.95	3.02	8.19	3.04	7.89	3.05	7.43	3.00	6.67	2.92
	21	8.98	3.02	8.15	3.05	7.81	3.06	7.36	3.01	6.60	2.94
	22	9.11	3.02	8.14	3.05	7.76	3.06	7.31	3.03	6.58	2.97
	24	9.69	3.04	8.25	3.06	7.67	3.07	7.31	3.06	6.71	3.04
1.6 + 4.2	16	9.81	3.05	8.69	3.03	8.24	3.03	7.99	2.96	7.58	2.85
	18	9.18	3.02	8.37	3.04	8.05	3.04	7.66	2.98	7.01	2.88
	20	8.95	3.02	8.19	3.04	7.89	3.05	7.43	3.00	6.67	2.92
	21	8.98	3.02	8.15	3.05	7.81	3.06	7.36	3.01	6.60	2.94
	22	9.11	3.02	8.14	3.05	7.76	3.06	7.31	3.03	6.58	2.97
	24	9.69	3.04	8.25	3.06	7.67	3.07	7.31	3.06	6.71	3.04

Combination (Capacity)	Indoor Air Temp. °C DB	Outdoor Air Temp. °C WB											
		16/15		15/14		10/9		7/6		6/5		2/1	
		Total Q	Input Power	Total Q	Input Power	Total Q	Input Power	Total Q	Input Power	Total Q	Input Power	Total Q	Input Power
1.6 + 5.0	16	18.37	2.40	17.50	2.46	13.13	2.80	10.50	3.00	10.51	3.00	10.56	3.02
	18	17.55	2.43	16.76	2.49	12.80	2.80	10.43	2.99	10.30	2.99	9.79	2.99
	20	16.96	2.47	16.21	2.52	12.45	2.82	10.20	2.99	10.07	2.99	9.53	2.98
	21	16.80	2.50	16.05	2.55	12.29	2.83	10.03	2.99	9.95	2.99	9.59	2.98
	22	16.60	2.54	15.85	2.59	12.08	2.84	9.82	2.99	9.82	2.99	9.79	2.98
	24	16.48	2.63	15.68	2.67	11.68	2.87	9.28	2.99	9.54	2.99	10.58	3.00
1.6 + 6.0	16	18.37	2.40	17.50	2.46	13.13	2.80	10.50	3.00	10.51	3.00	10.56	3.02
	18	17.55	2.43	16.76	2.49	12.80	2.80	10.43	2.99	10.30	2.99	9.79	2.99
	20	16.96	2.47	16.21	2.52	12.45	2.82	10.20	2.99	10.07	2.99	9.53	2.98
	21	16.80	2.50	16.05	2.55	12.29	2.83	10.03	2.99	9.95	2.99	9.59	2.98
	22	16.60	2.54	15.85	2.59	12.08	2.84	9.82	2.99	9.82	2.99	9.79	2.98
	24	16.48	2.63	15.68	2.67	11.68	2.87	9.28	2.99	9.54	2.99	10.58	3.00
2.0 + 2.0	16	17.65	2.42	16.81	2.49	12.61	2.83	10.09	3.03	10.10	3.03	10.15	3.05
	18	16.87	2.45	16.11	2.51	12.30	2.83	10.02	3.02	9.90	3.02	9.41	3.02
	20	16.30	2.49	15.58	2.55	11.97	2.84	9.80	3.02	9.67	3.02	9.16	3.01
	21	16.14	2.52	15.42	2.58	11.81	2.85	9.64	3.02	9.56	3.02	9.22	3.01
	22	15.95	2.56	15.23	2.61	11.61	2.87	9.44	3.02	9.43	3.02	9.41	3.01
	24	15.83	2.65	15.07	2.69	11.22	2.90	8.91	3.02	9.16	3.02	10.16	3.03
2.0 + 2.5	16	17.65	2.42	16.81	2.49	12.61	2.83	10.09	3.03	10.10	3.03	10.15	3.05
	18	16.87	2.45	16.11	2.51	12.30	2.83	10.02	3.02	9.90	3.02	9.41	3.02
	20	16.30	2.49	15.58	2.55	11.97	2.84	9.80	3.02	9.67	3.02	9.16	3.01
	21	16.14	2.52	15.42	2.58	11.81	2.85	9.64	3.02	9.56	3.02	9.22	3.01
	22	15.95	2.56	15.23	2.61	11.61	2.87	9.44	3.02	9.43	3.02	9.41	3.01
	24	15.83	2.65	15.07	2.69	11.22	2.90	8.91	3.02	9.16	3.02	10.16	3.03
2.0 + 3.5	16	17.83	2.42	16.98	2.49	12.74	2.83	10.19	3.03	10.21	3.03	10.25	3.05
	18	17.04	2.45	16.27	2.51	12.43	2.83	10.12	3.02	10.00	3.02	9.50	3.02
	20	16.47	2.49	15.74	2.55	12.09	2.84	9.90	3.02	9.77	3.02	9.25	3.01
	21	16.30	2.52	15.57	2.58	11.93	2.85	9.74	3.02	9.65	3.02	9.31	3.01
	22	16.11	2.56	15.38	2.61	11.73	2.87	9.53	3.02	9.53	3.02	9.50	3.01
	24	16.00	2.65	15.22	2.69	11.33	2.90	9.00	3.02	9.26	3.02	10.27	3.03
2.0 + 4.2	16	17.83	2.43	16.98	2.50	12.74	2.84	10.19	3.04	10.21	3.04	10.25	3.06
	18	17.04	2.46	16.27	2.52	12.43	2.84	10.12	3.03	10.00	3.03	9.50	3.03
	20	16.47	2.50	15.74	2.56	12.09	2.85	9.90	3.03	9.77	3.03	9.25	3.02
	21	16.30	2.53	15.57	2.59	11.93	2.86	9.74	3.03	9.65	3.03	9.31	3.02
	22	16.11	2.57	15.38	2.62	11.73	2.88	9.53	3.03	9.53	3.03	9.50	3.02
	24	16.00	2.66	15.22	2.70	11.33	2.91	9.00	3.03	9.26	3.03	10.27	3.04

Combination (Capacity)	Indoor Air Temp. °C DB	Outdoor Air Temp. °C WB									
		0/-1		-5/-6		-7/-8		-10/-11		-15/-	
		Total Q	Input Power	Total Q	Input Power	Total Q	Input Power	Total Q	Input Power	Total Q	Input Power
1.6 + 5.0	16	10.10	3.02	8.95	3.00	8.49	3.00	8.23	2.93	7.81	2.82
	18	9.46	2.99	8.63	3.01	8.29	3.01	7.89	2.95	7.22	2.85
	20	9.22	2.99	8.44	3.01	8.13	3.02	7.66	2.97	6.87	2.89
	21	9.25	2.99	8.39	3.02	8.05	3.03	7.58	2.98	6.79	2.91
	22	9.39	2.99	8.39	3.02	7.99	3.03	7.54	3.00	6.78	2.94
	24	9.98	3.01	8.49	3.03	7.90	3.04	7.53	3.03	6.92	3.01
1.6 + 6.0	16	10.10	3.02	8.95	3.00	8.49	3.00	8.23	2.93	7.81	2.82
	18	9.46	2.99	8.63	3.01	8.29	3.01	7.89	2.95	7.22	2.85
	20	9.22	2.99	8.44	3.01	8.13	3.02	7.66	2.97	6.87	2.89
	21	9.25	2.99	8.39	3.02	8.05	3.03	7.58	2.98	6.79	2.91
	22	9.39	2.99	8.39	3.02	7.99	3.03	7.54	3.00	6.78	2.94
	24	9.98	3.01	8.49	3.03	7.90	3.04	7.53	3.03	6.92	3.01
2.0 + 2.0	16	9.71	3.05	8.60	3.03	8.16	3.03	7.91	2.96	7.50	2.85
	18	9.09	3.02	8.29	3.04	7.97	3.04	7.58	2.98	6.94	2.88
	20	8.86	3.02	8.11	3.04	7.81	3.05	7.36	3.00	6.60	2.92
	21	8.89	3.02	8.06	3.05	7.74	3.06	7.28	3.01	6.53	2.94
	22	9.02	3.02	8.06	3.05	7.68	3.06	7.24	3.03	6.51	2.97
	24	9.59	3.04	8.16	3.06	7.59	3.07	7.24	3.06	6.64	3.04
2.0 + 2.5	16	9.71	3.05	8.60	3.03	8.16	3.03	7.91	2.96	7.50	2.85
	18	9.09	3.02	8.29	3.04	7.97	3.04	7.58	2.98	6.94	2.88
	20	8.86	3.02	8.11	3.04	7.81	3.05	7.36	3.00	6.60	2.92
	21	8.89	3.02	8.06	3.05	7.74	3.06	7.28	3.01	6.53	2.94
	22	9.02	3.02	8.06	3.05	7.68	3.06	7.24	3.03	6.51	2.97
	24	9.59	3.04	8.16	3.06	7.59	3.07	7.24	3.06	6.64	3.04
2.0 + 3.5	16	9.81	3.05	8.69	3.03	8.24	3.03	7.99	2.96	7.58	2.85
	18	9.18	3.02	8.37	3.04	8.05	3.04	7.66	2.98	7.01	2.88
	20	8.95	3.02	8.19	3.04	7.89	3.05	7.43	3.00	6.67	2.92
	21	8.98	3.02	8.15	3.05	7.81	3.06	7.36	3.01	6.60	2.94
	22	9.11	3.02	8.14	3.05	7.76	3.06	7.31	3.03	6.58	2.97
	24	9.69	3.04	8.25	3.06	7.67	3.07	7.31	3.06	6.71	3.04
2.0 + 4.2	16	9.81	3.06	8.69	3.04	8.24	3.04	7.99	2.97	7.58	2.86
	18	9.18	3.03	8.37	3.05	8.05	3.05	7.66	2.99	7.01	2.89
	20	8.95	3.03	8.19	3.05	7.89	3.06	7.43	3.01	6.67	2.93
	21	8.98	3.03	8.15	3.06	7.81	3.07	7.36	3.02	6.60	2.95
	22	9.11	3.03	8.14	3.06	7.76	3.07	7.31	3.04	6.58	2.98
	24	9.69	3.05	8.25	3.07	7.67	3.08	7.31	3.07	6.71	3.05

Combination (Capacity)	Indoor Air Temp. °C DB	Outdoor Air Temp. °C WB											
		16/15		15/14		10/9		7/6		6/5		2/1	
		Total Q	Input Power	Total Q	Input Power	Total Q	Input Power	Total Q	Input Power	Total Q	Input Power	Total Q	Input Power
2.0 + 5.0	16	18.37	2.40	17.50	2.46	13.13	2.80	10.50	3.00	10.51	3.00	10.56	3.02
	18	17.55	2.43	16.76	2.49	12.80	2.80	10.43	2.99	10.30	2.99	9.79	2.99
	20	16.96	2.47	16.21	2.52	12.45	2.82	10.20	2.99	10.07	2.99	9.53	2.98
	21	16.80	2.50	16.05	2.55	12.29	2.83	10.03	2.99	9.95	2.99	9.59	2.98
	22	16.60	2.54	15.85	2.59	12.08	2.84	9.82	2.99	9.82	2.99	9.79	2.98
	24	16.48	2.63	15.68	2.67	11.68	2.87	9.28	2.99	9.54	2.99	10.58	3.00
2.0 + 6.0	16	18.37	2.40	17.50	2.46	13.13	2.80	10.50	3.00	10.51	3.00	10.56	3.02
	18	17.55	2.43	16.76	2.49	12.80	2.80	10.43	2.99	10.30	2.99	9.79	2.99
	20	16.96	2.47	16.21	2.52	12.45	2.82	10.20	2.99	10.07	2.99	9.53	2.98
	21	16.80	2.50	16.05	2.55	12.29	2.83	10.03	2.99	9.95	2.99	9.59	2.98
	22	16.60	2.54	15.85	2.59	12.08	2.84	9.82	2.99	9.82	2.99	9.79	2.98
	24	16.48	2.63	15.68	2.67	11.68	2.87	9.28	2.99	9.54	2.99	10.58	3.00
2.5 + 2.5	16	17.65	2.42	16.81	2.49	12.61	2.83	10.09	3.03	10.10	3.03	10.15	3.05
	18	16.87	2.45	16.11	2.51	12.30	2.83	10.02	3.02	9.90	3.02	9.41	3.02
	20	16.30	2.49	15.58	2.55	11.97	2.84	9.80	3.02	9.67	3.02	9.16	3.01
	21	16.14	2.52	15.42	2.58	11.81	2.85	9.64	3.02	9.56	3.02	9.22	3.01
	22	15.95	2.56	15.23	2.61	11.61	2.87	9.44	3.02	9.43	3.02	9.41	3.01
	24	15.83	2.65	15.07	2.69	11.22	2.90	8.91	3.02	9.16	3.02	10.16	3.03
2.5 + 3.5	16	17.83	2.42	16.98	2.49	12.74	2.83	10.19	3.03	10.21	3.03	10.25	3.05
	18	17.04	2.45	16.27	2.51	12.43	2.83	10.12	3.02	10.00	3.02	9.50	3.02
	20	16.47	2.49	15.74	2.55	12.09	2.84	9.90	3.02	9.77	3.02	9.25	3.01
	21	16.30	2.52	15.57	2.58	11.93	2.85	9.74	3.02	9.65	3.02	9.31	3.01
	22	16.11	2.56	15.38	2.61	11.73	2.87	9.53	3.02	9.53	3.02	9.50	3.01
	24	16.00	2.65	15.22	2.69	11.33	2.90	9.00	3.02	9.26	3.02	10.27	3.03
2.5 + 4.2	16	17.83	2.43	16.98	2.50	12.74	2.84	10.19	3.04	10.21	3.04	10.25	3.06
	18	17.04	2.46	16.27	2.52	12.43	2.84	10.12	3.03	10.00	3.03	9.50	3.03
	20	16.47	2.50	15.74	2.56	12.09	2.85	9.90	3.03	9.77	3.03	9.25	3.02
	21	16.30	2.53	15.57	2.59	11.93	2.86	9.74	3.03	9.65	3.03	9.31	3.02
	22	16.11	2.57	15.38	2.62	11.73	2.88	9.53	3.03	9.53	3.03	9.50	3.02
	24	16.00	2.66	15.22	2.70	11.33	2.91	9.00	3.03	9.26	3.03	10.27	3.04
2.5 + 5.0	16	18.37	2.40	17.50	2.46	13.13	2.80	10.50	3.00	10.51	3.00	10.56	3.02
	18	17.55	2.43	16.76	2.49	12.80	2.80	10.43	2.99	10.30	2.99	9.79	2.99
	20	16.96	2.47	16.21	2.52	12.45	2.82	10.20	2.99	10.07	2.99	9.53	2.98
	21	16.80	2.50	16.05	2.55	12.29	2.83	10.03	2.99	9.95	2.99	9.59	2.98
	22	16.60	2.54	15.85	2.59	12.08	2.84	9.82	2.99	9.82	2.99	9.79	2.98
	24	16.48	2.63	15.68	2.67	11.68	2.87	9.28	2.99	9.54	2.99	10.58	3.00

Combination (Capacity)	Indoor Air Temp. °C DB	Outdoor Air Temp. °C WB									
		0/-1		-5/-6		-7/-8		-10/-11		-15/-	
		Total Q	Input Power	Total Q	Input Power	Total Q	Input Power	Total Q	Input Power	Total Q	Input Power
2.0 + 5.0	16	10.10	3.02	8.95	3.00	8.49	3.00	8.23	2.93	7.81	2.82
	18	9.46	2.99	8.63	3.01	8.29	3.01	7.89	2.95	7.22	2.85
	20	9.22	2.99	8.44	3.01	8.13	3.02	7.66	2.97	6.87	2.89
	21	9.25	2.99	8.39	3.02	8.05	3.03	7.58	2.98	6.79	2.91
	22	9.39	2.99	8.39	3.02	7.99	3.03	7.54	3.00	6.78	2.94
	24	9.98	3.01	8.49	3.03	7.90	3.04	7.53	3.03	6.92	3.01
2.0 + 6.0	16	10.10	3.02	8.95	3.00	8.49	3.00	8.23	2.93	7.81	2.82
	18	9.46	2.99	8.63	3.01	8.29	3.01	7.89	2.95	7.22	2.85
	20	9.22	2.99	8.44	3.01	8.13	3.02	7.66	2.97	6.87	2.89
	21	9.25	2.99	8.39	3.02	8.05	3.03	7.58	2.98	6.79	2.91
	22	9.39	2.99	8.39	3.02	7.99	3.03	7.54	3.00	6.78	2.94
	24	9.98	3.01	8.49	3.03	7.90	3.04	7.53	3.03	6.92	3.01
2.5 + 2.5	16	9.71	3.05	8.60	3.03	8.16	3.03	7.91	2.96	7.50	2.85
	18	9.09	3.02	8.29	3.04	7.97	3.04	7.58	2.98	6.94	2.88
	20	8.86	3.02	8.11	3.04	7.81	3.05	7.36	3.00	6.60	2.92
	21	8.89	3.02	8.06	3.05	7.74	3.06	7.28	3.01	6.53	2.94
	22	9.02	3.02	8.06	3.05	7.68	3.06	7.24	3.03	6.51	2.97
	24	9.59	3.04	8.16	3.06	7.59	3.07	7.24	3.06	6.64	3.04
2.5 + 3.5	16	9.81	3.05	8.69	3.03	8.24	3.03	7.99	2.96	7.58	2.85
	18	9.18	3.02	8.37	3.04	8.05	3.04	7.66	2.98	7.01	2.88
	20	8.95	3.02	8.19	3.04	7.89	3.05	7.43	3.00	6.67	2.92
	21	8.98	3.02	8.15	3.05	7.81	3.06	7.36	3.01	6.60	2.94
	22	9.11	3.02	8.14	3.05	7.76	3.06	7.31	3.03	6.58	2.97
	24	9.69	3.04	8.25	3.06	7.67	3.07	7.31	3.06	6.71	3.04
2.5 + 4.2	16	9.81	3.06	8.69	3.04	8.24	3.04	7.99	2.97	7.58	2.86
	18	9.18	3.03	8.37	3.05	8.05	3.05	7.66	2.99	7.01	2.89
	20	8.95	3.03	8.19	3.05	7.89	3.06	7.43	3.01	6.67	2.93
	21	8.98	3.03	8.15	3.06	7.81	3.07	7.36	3.02	6.60	2.95
	22	9.11	3.03	8.14	3.06	7.76	3.07	7.31	3.04	6.58	2.98
	24	9.69	3.05	8.25	3.07	7.67	3.08	7.31	3.07	6.71	3.05
2.5 + 5.0	16	10.10	3.02	8.95	3.00	8.49	3.00	8.23	2.93	7.81	2.82
	18	9.46	2.99	8.63	3.01	8.29	3.01	7.89	2.95	7.22	2.85
	20	9.22	2.99	8.44	3.01	8.13	3.02	7.66	2.97	6.87	2.89
	21	9.25	2.99	8.39	3.02	8.05	3.03	7.58	2.98	6.79	2.91
	22	9.39	2.99	8.39	3.02	7.99	3.03	7.54	3.00	6.78	2.94
	24	9.98	3.01	8.49	3.03	7.90	3.04	7.53	3.03	6.92	3.01

Combination (Capacity)	Indoor Air Temp. °C DB	Outdoor Air Temp. °C WB											
		16/15		15/14		10/9		7/6		6/5		2/1	
		Total Q	Input Power	Total Q	Input Power	Total Q	Input Power	Total Q	Input Power	Total Q	Input Power	Total Q	Input Power
2.5 + 6.0	16	18.37	2.40	17.50	2.46	13.13	2.80	10.50	3.00	10.51	3.00	10.56	3.02
	18	17.55	2.43	16.76	2.49	12.80	2.80	10.43	2.99	10.30	2.99	9.79	2.99
	20	16.96	2.47	16.21	2.52	12.45	2.82	10.20	2.99	10.07	2.99	9.53	2.98
	21	16.80	2.50	16.05	2.55	12.29	2.83	10.03	2.99	9.95	2.99	9.59	2.98
	22	16.60	2.54	15.85	2.59	12.08	2.84	9.82	2.99	9.82	2.99	9.79	2.98
	24	16.48	2.63	15.68	2.67	11.68	2.87	9.28	2.99	9.54	2.99	10.58	3.00
3.5 + 3.5	16	18.01	2.42	17.15	2.49	12.87	2.83	10.30	3.03	10.31	3.03	10.36	3.05
	18	17.21	2.45	16.43	2.51	12.55	2.83	10.22	3.02	10.10	3.02	9.60	3.02
	20	16.63	2.49	15.90	2.55	12.21	2.84	10.00	3.02	9.87	3.02	9.35	3.01
	21	16.47	2.52	15.73	2.58	12.05	2.85	9.84	3.02	9.75	3.02	9.41	3.01
	22	16.28	2.56	15.54	2.61	11.84	2.87	9.63	3.02	9.62	3.02	9.60	3.01
	24	16.16	2.65	15.37	2.69	11.45	2.90	9.09	3.02	9.35	3.02	10.37	3.03
3.5 + 4.0	16	18.01	2.42	17.15	2.49	12.87	2.83	10.30	3.03	10.31	3.03	10.36	3.05
	18	17.21	2.45	16.43	2.51	12.55	2.83	10.22	3.02	10.10	3.02	9.60	3.02
	20	16.63	2.49	15.90	2.55	12.21	2.84	10.00	3.02	9.87	3.02	9.35	3.01
	21	16.47	2.52	15.73	2.58	12.05	2.85	9.84	3.02	9.75	3.02	9.41	3.01
	22	16.28	2.56	15.54	2.61	11.84	2.87	9.63	3.02	9.62	3.02	9.60	3.01
	24	16.16	2.65	15.37	2.69	11.45	2.90	9.09	3.02	9.35	3.02	10.37	3.03
3.5 + 5.0	16	18.55	2.38	17.67	2.45	13.25	2.78	10.61	2.98	10.62	2.98	10.67	3.00
	18	17.73	2.41	16.93	2.47	12.93	2.78	10.53	2.97	10.40	2.97	9.89	2.97
	20	17.13	2.45	16.37	2.51	12.58	2.80	10.30	2.97	10.17	2.97	9.63	2.96
	21	16.96	2.48	16.20	2.53	12.41	2.81	10.13	2.97	10.04	2.97	9.69	2.96
	22	16.76	2.52	16.00	2.57	12.20	2.82	9.92	2.97	9.91	2.97	9.89	2.96
	24	16.64	2.61	15.83	2.65	11.79	2.85	9.37	2.97	9.63	2.97	10.68	2.98
3.5 + 6.0	16	18.55	2.38	17.67	2.45	13.25	2.78	10.61	2.98	10.62	2.98	10.67	3.00
	18	17.73	2.41	16.93	2.47	12.93	2.78	10.53	2.97	10.40	2.97	9.89	2.97
	20	17.13	2.45	16.37	2.51	12.58	2.80	10.30	2.97	10.17	2.97	9.63	2.96
	21	16.96	2.48	16.20	2.53	12.41	2.81	10.13	2.97	10.04	2.97	9.69	2.96
	22	16.76	2.52	16.00	2.57	12.20	2.82	9.92	2.97	9.91	2.97	9.89	2.96
	24	16.64	2.61	15.83	2.65	11.79	2.85	9.37	2.97	9.63	2.97	10.68	2.98
4.2 + 4.2	16	18.01	2.39	17.15	2.45	12.87	2.79	10.30	2.99	10.31	2.99	10.36	3.01
	18	17.21	2.42	16.43	2.48	12.55	2.79	10.22	2.98	10.10	2.98	9.60	2.98
	20	16.63	2.46	15.90	2.52	12.21	2.81	10.00	2.98	9.87	2.98	9.35	2.97
	21	16.47	2.49	15.73	2.54	12.05	2.82	9.84	2.98	9.75	2.98	9.41	2.97
	22	16.28	2.53	15.54	2.58	11.84	2.83	9.63	2.98	9.62	2.98	9.60	2.97
	24	16.16	2.62	15.37	2.66	11.45	2.86	9.09	2.98	9.35	2.98	10.37	2.99

Combination (Capacity)	Indoor Air Temp. °C DB	Outdoor Air Temp. °C WB									
		0/-1		-5/-6		-7/-8		-10/-11		-15/-	
		Total Q	Input Power	Total Q	Input Power	Total Q	Input Power	Total Q	Input Power	Total Q	Input Power
2.5 + 6.0	16	10.10	3.02	8.95	3.00	8.49	3.00	8.23	2.93	7.81	2.82
	18	9.46	2.99	8.63	3.01	8.29	3.01	7.89	2.95	7.22	2.85
	20	9.22	2.99	8.44	3.01	8.13	3.02	7.66	2.97	6.87	2.89
	21	9.25	2.99	8.39	3.02	8.05	3.03	7.58	2.98	6.79	2.91
	22	9.39	2.99	8.39	3.02	7.99	3.03	7.54	3.00	6.78	2.94
	24	9.98	3.01	8.49	3.03	7.90	3.04	7.53	3.03	6.92	3.01
3.5 + 3.5	16	9.90	3.05	8.78	3.03	8.32	3.03	8.07	2.96	7.66	2.85
	18	9.27	3.02	8.46	3.04	8.13	3.04	7.74	2.98	7.08	2.88
	20	9.04	3.02	8.27	3.04	7.97	3.05	7.51	3.00	6.74	2.92
	21	9.07	3.02	8.23	3.05	7.89	3.06	7.43	3.01	6.66	2.94
	22	9.21	3.02	8.23	3.05	7.83	3.06	7.39	3.03	6.65	2.97
	24	9.79	3.04	8.33	3.06	7.74	3.07	7.38	3.06	6.78	3.04
3.5 + 4.0	16	9.90	3.05	8.78	3.03	8.32	3.03	8.07	2.96	7.66	2.85
	18	9.27	3.02	8.46	3.04	8.13	3.04	7.74	2.98	7.08	2.88
	20	9.04	3.02	8.27	3.04	7.97	3.05	7.51	3.00	6.74	2.92
	21	9.07	3.02	8.23	3.05	7.89	3.06	7.43	3.01	6.66	2.94
	22	9.21	3.02	8.23	3.05	7.83	3.06	7.39	3.03	6.65	2.97
	24	9.79	3.04	8.33	3.06	7.74	3.07	7.38	3.06	6.78	3.04
3.5 + 5.0	16	10.20	3.00	9.04	2.98	8.57	2.98	8.32	2.91	7.89	2.80
	18	9.55	2.97	8.71	2.99	8.37	2.99	7.97	2.93	7.29	2.83
	20	9.31	2.97	8.52	2.99	8.21	3.00	7.73	2.95	6.94	2.87
	21	9.34	2.97	8.48	3.00	8.13	3.01	7.65	2.97	6.86	2.89
	22	9.48	2.97	8.47	3.00	8.07	3.01	7.61	2.98	6.85	2.92
	24	10.08	2.99	8.58	3.01	7.98	3.02	7.60	3.01	6.98	2.99
3.5 + 6.0	16	10.20	3.00	9.04	2.98	8.57	2.98	8.32	2.91	7.89	2.80
	18	9.55	2.97	8.71	2.99	8.37	2.99	7.97	2.93	7.29	2.83
	20	9.31	2.97	8.52	2.99	8.21	3.00	7.73	2.95	6.94	2.87
	21	9.34	2.97	8.48	3.00	8.13	3.01	7.65	2.97	6.86	2.89
	22	9.48	2.97	8.47	3.00	8.07	3.01	7.61	2.98	6.85	2.92
	24	10.08	2.99	8.58	3.01	7.98	3.02	7.60	3.01	6.98	2.99
4.2 + 4.2	16	9.90	3.01	8.78	2.99	8.32	2.99	8.07	2.92	7.66	2.81
	18	9.27	2.98	8.46	3.00	8.13	3.00	7.74	2.94	7.08	2.84
	20	9.04	2.98	8.27	3.00	7.97	3.01	7.51	2.96	6.74	2.88
	21	9.07	2.98	8.23	3.01	7.89	3.02	7.43	2.97	6.66	2.90
	22	9.21	2.98	8.23	3.01	7.83	3.02	7.39	2.99	6.65	2.93
	24	9.79	3.00	8.33	3.02	7.74	3.03	7.38	3.02	6.78	3.00

Combination (Capacity)	Indoor Air Temp. °C DB	Outdoor Air Temp. °C WB											
		16/15		15/14		10/9		7/6		6/5		2/1	
		Total Q	Input Power	Total Q	Input Power	Total Q	Input Power	Total Q	Input Power	Total Q	Input Power	Total Q	Input Power
4.2 + 5.0	16	18.55	2.37	17.67	2.44	13.25	2.77	10.61	2.97	10.62	2.97	10.67	2.99
	18	17.73	2.40	16.93	2.46	12.93	2.77	10.53	2.96	10.40	2.96	9.89	2.96
	20	17.13	2.44	16.37	2.50	12.58	2.79	10.30	2.96	10.17	2.96	9.63	2.95
	21	16.96	2.47	16.20	2.53	12.41	2.80	10.13	2.96	10.04	2.96	9.69	2.95
	22	16.76	2.51	16.00	2.56	12.20	2.81	9.92	2.96	9.91	2.96	9.89	2.95
	24	16.64	2.60	15.83	2.64	11.79	2.84	9.37	2.96	9.63	2.96	10.68	2.97
4.2 + 6.0	16	18.55	2.37	17.67	2.44	13.25	2.77	10.61	2.97	10.62	2.97	10.67	2.99
	18	17.73	2.40	16.93	2.46	12.93	2.77	10.53	2.96	10.40	2.96	9.89	2.96
	20	17.13	2.44	16.37	2.50	12.58	2.79	10.30	2.96	10.17	2.96	9.63	2.95
	21	16.96	2.47	16.20	2.53	12.41	2.80	10.13	2.96	10.04	2.96	9.69	2.95
	22	16.76	2.51	16.00	2.56	12.20	2.81	9.92	2.96	9.91	2.96	9.89	2.95
	24	16.64	2.60	15.83	2.64	11.79	2.84	9.37	2.96	9.63	2.96	10.68	2.97
5.0 + 5.0	16	18.91	2.30	18.01	2.36	13.51	2.69	10.81	2.88	10.82	2.88	10.87	2.90
	18	18.07	2.33	17.26	2.39	13.18	2.69	10.73	2.87	10.60	2.87	10.08	2.87
	20	17.46	2.37	16.69	2.42	12.82	2.70	10.50	2.87	10.36	2.87	9.81	2.86
	21	17.29	2.40	16.52	2.45	12.65	2.71	10.33	2.87	10.24	2.87	9.88	2.86
	22	17.09	2.44	16.31	2.48	12.44	2.73	10.11	2.87	10.10	2.87	10.08	2.86
	24	16.97	2.52	16.14	2.56	12.02	2.75	9.55	2.87	9.82	2.87	10.89	2.88
5.0 + 6.0	16	18.91	2.30	18.01	2.36	13.51	2.69	10.81	2.88	10.82	2.88	10.87	2.90
	18	18.07	2.33	17.26	2.39	13.18	2.69	10.73	2.87	10.60	2.87	10.08	2.87
	20	17.46	2.37	16.69	2.42	12.82	2.70	10.50	2.87	10.36	2.87	9.81	2.86
	21	17.29	2.40	16.52	2.45	12.65	2.71	10.33	2.87	10.24	2.87	9.88	2.86
	22	17.09	2.44	16.31	2.48	12.44	2.73	10.11	2.87	10.10	2.87	10.08	2.86
	24	16.97	2.52	16.14	2.56	12.02	2.75	9.55	2.87	9.82	2.87	10.89	2.88
1.6 + 1.6 + 1.6	16	18.73	2.36	17.84	2.43	13.38	2.76	10.71	2.96	10.72	2.96	10.77	2.98
	18	17.90	2.39	17.09	2.46	13.05	2.76	10.63	2.95	10.50	2.95	9.98	2.95
	20	17.30	2.43	16.53	2.49	12.70	2.78	10.40	2.95	10.26	2.95	9.72	2.94
	21	17.13	2.46	16.36	2.52	12.53	2.79	10.23	2.95	10.14	2.95	9.78	2.94
	22	16.93	2.50	16.16	2.55	12.32	2.80	10.01	2.95	10.01	2.95	9.98	2.94
	24	16.80	2.59	15.99	2.63	11.91	2.83	9.46	2.95	9.72	2.95	10.79	2.96
1.6 + 1.6 + 2.0	16	18.73	2.36	17.84	2.42	13.38	2.75	10.71	2.95	10.72	2.95	10.77	2.97
	18	17.90	2.39	17.09	2.45	13.05	2.76	10.63	2.94	10.50	2.94	9.98	2.94
	20	17.30	2.43	16.53	2.48	12.70	2.77	10.40	2.94	10.26	2.94	9.72	2.93
	21	17.13	2.45	16.36	2.51	12.53	2.78	10.23	2.94	10.14	2.94	9.78	2.93
	22	16.93	2.49	16.16	2.54	12.32	2.79	10.01	2.94	10.01	2.94	9.98	2.93
	24	16.80	2.58	15.99	2.62	11.91	2.82	9.46	2.94	9.72	2.94	10.79	2.95

Combination (Capacity)	Indoor Air Temp. °C DB	Outdoor Air Temp. °C WB									
		0/-1		-5/-6		-7/-8		-10/-11		-15/-	
		Total Q	Input Power	Total Q	Input Power	Total Q	Input Power	Total Q	Input Power	Total Q	Input Power
4.2 + 5.0	16	10.20	2.99	9.04	2.97	8.57	2.97	8.32	2.90	7.89	2.79
	18	9.55	2.96	8.71	2.98	8.37	2.98	7.97	2.92	7.29	2.82
	20	9.31	2.96	8.52	2.98	8.21	2.99	7.73	2.94	6.94	2.86
	21	9.34	2.96	8.48	2.99	8.13	3.00	7.65	2.96	6.86	2.88
	22	9.48	2.96	8.47	2.99	8.07	3.00	7.61	2.97	6.85	2.91
	24	10.08	2.98	8.58	3.00	7.98	3.01	7.60	3.00	6.98	2.98
4.2 + 6.0	16	10.20	2.99	9.04	2.97	8.57	2.97	8.32	2.90	7.89	2.79
	18	9.55	2.96	8.71	2.98	8.37	2.98	7.97	2.92	7.29	2.82
	20	9.31	2.96	8.52	2.98	8.21	2.99	7.73	2.94	6.94	2.86
	21	9.34	2.96	8.48	2.99	8.13	3.00	7.65	2.96	6.86	2.88
	22	9.48	2.96	8.47	2.99	8.07	3.00	7.61	2.97	6.85	2.91
	24	10.08	2.98	8.58	3.00	7.98	3.01	7.60	3.00	6.98	2.98
5.0 + 5.0	16	10.40	2.89	9.21	2.88	8.74	2.88	8.48	2.81	8.04	2.71
	18	9.74	2.87	8.88	2.89	8.54	2.89	8.12	2.83	7.43	2.73
	20	9.49	2.87	8.69	2.89	8.37	2.90	7.88	2.85	7.07	2.77
	21	9.52	2.87	8.64	2.90	8.29	2.91	7.80	2.87	6.99	2.79
	22	9.67	2.87	8.64	2.90	8.23	2.91	7.76	2.88	6.98	2.82
	24	10.28	2.89	8.74	2.91	8.13	2.92	7.75	2.91	7.12	2.89
5.0 + 6.0	16	10.40	2.89	9.21	2.88	8.74	2.88	8.48	2.81	8.04	2.71
	18	9.74	2.87	8.88	2.89	8.54	2.89	8.12	2.83	7.43	2.73
	20	9.49	2.87	8.69	2.89	8.37	2.90	7.88	2.85	7.07	2.77
	21	9.52	2.87	8.64	2.90	8.29	2.91	7.80	2.87	6.99	2.79
	22	9.67	2.87	8.64	2.90	8.23	2.91	7.76	2.88	6.98	2.82
	24	10.28	2.89	8.74	2.91	8.13	2.92	7.75	2.91	7.12	2.89
1.6 + 1.6 + 1.6	16	10.30	2.98	9.13	2.96	8.66	2.96	8.40	2.89	7.96	2.78
	18	9.64	2.95	8.80	2.97	8.46	2.97	8.04	2.91	7.36	2.81
	20	9.40	2.95	8.60	2.97	8.29	2.98	7.81	2.93	7.01	2.85
	21	9.43	2.95	8.56	2.98	8.21	2.99	7.73	2.95	6.93	2.87
	22	9.58	2.95	8.56	2.98	8.15	2.99	7.68	2.96	6.91	2.90
	24	10.18	2.97	8.66	2.99	8.05	3.00	7.68	2.99	7.05	2.97
1.6 + 1.6 + 2.0	16	10.30	2.97	9.13	2.95	8.66	2.95	8.40	2.88	7.96	2.77
	18	9.64	2.94	8.80	2.96	8.46	2.96	8.04	2.90	7.36	2.80
	20	9.40	2.94	8.60	2.96	8.29	2.97	7.81	2.92	7.01	2.84
	21	9.43	2.94	8.56	2.97	8.21	2.98	7.73	2.94	6.93	2.86
	22	9.58	2.94	8.56	2.97	8.15	2.98	7.68	2.95	6.91	2.89
	24	10.18	2.96	8.66	2.98	8.05	2.99	7.68	2.98	7.05	2.96

Combination (Capacity)	Indoor Air Temp. °C DB	Outdoor Air Temp. °C WB											
		16/15		15/14		10/9		7/6		6/5		2/1	
		Total Q	Input Power	Total Q	Input Power	Total Q	Input Power	Total Q	Input Power	Total Q	Input Power	Total Q	Input Power
1.6 + 1.6 + 2.5	16	18.73	2.36	17.84	2.42	13.38	2.75	10.71	2.95	10.72	2.95	10.77	2.97
	18	17.90	2.39	17.09	2.45	13.05	2.76	10.63	2.94	10.50	2.94	9.98	2.94
	20	17.30	2.43	16.53	2.48	12.70	2.77	10.40	2.94	10.26	2.94	9.72	2.93
	21	17.13	2.45	16.36	2.51	12.53	2.78	10.23	2.94	10.14	2.94	9.78	2.93
	22	16.93	2.49	16.16	2.54	12.32	2.79	10.01	2.94	10.01	2.94	9.98	2.93
	24	16.80	2.58	15.99	2.62	11.91	2.82	9.46	2.94	9.72	2.94	10.79	2.95
1.6 + 1.6 + 3.5	16	18.73	2.34	17.84	2.41	13.38	2.73	10.71	2.93	10.72	2.93	10.77	2.95
	18	17.90	2.37	17.09	2.43	13.05	2.74	10.63	2.92	10.50	2.92	9.98	2.92
	20	17.30	2.41	16.53	2.47	12.70	2.75	10.40	2.92	10.26	2.92	9.72	2.91
	21	17.13	2.44	16.36	2.49	12.53	2.76	10.23	2.92	10.14	2.92	9.78	2.91
	22	16.93	2.48	16.16	2.53	12.32	2.77	10.01	2.92	10.01	2.92	9.98	2.91
	24	16.80	2.57	15.99	2.61	11.91	2.80	9.46	2.92	9.72	2.92	10.79	2.93
1.6 + 1.6 + 4.2	16	18.91	2.36	18.01	2.43	13.51	2.76	10.81	2.96	10.82	2.96	10.87	2.98
	18	18.07	2.39	17.26	2.46	13.18	2.76	10.73	2.95	10.60	2.95	10.08	2.95
	20	17.46	2.43	16.69	2.49	12.82	2.78	10.50	2.95	10.36	2.95	9.81	2.94
	21	17.29	2.46	16.52	2.52	12.65	2.79	10.33	2.95	10.24	2.95	9.88	2.94
	22	17.09	2.50	16.31	2.55	12.44	2.80	10.11	2.95	10.10	2.95	10.08	2.94
	24	16.97	2.59	16.14	2.63	12.02	2.83	9.55	2.95	9.82	2.95	10.89	2.96
1.6 + 1.6 + 5.0	16	19.09	2.24	18.18	2.31	13.64	2.62	10.91	2.81	10.93	2.81	10.98	2.83
	18	18.24	2.27	17.42	2.33	13.31	2.62	10.84	2.80	10.70	2.80	10.18	2.80
	20	17.63	2.31	16.85	2.36	12.94	2.64	10.60	2.80	10.46	2.80	9.91	2.79
	21	17.46	2.34	16.68	2.39	12.77	2.65	10.43	2.80	10.34	2.80	9.97	2.79
	22	17.25	2.38	16.47	2.42	12.56	2.66	10.21	2.80	10.20	2.80	10.18	2.79
	24	17.13	2.46	16.29	2.50	12.14	2.69	9.64	2.80	9.91	2.80	10.99	2.81
1.6 + 1.6 + 6.0	16	19.09	2.24	18.18	2.31	13.64	2.62	10.91	2.81	10.93	2.81	10.98	2.83
	18	18.24	2.27	17.42	2.33	13.31	2.62	10.84	2.80	10.70	2.80	10.18	2.80
	20	17.63	2.31	16.85	2.36	12.94	2.64	10.60	2.80	10.46	2.80	9.91	2.79
	21	17.46	2.34	16.68	2.39	12.77	2.65	10.43	2.80	10.34	2.80	9.97	2.79
	22	17.25	2.38	16.47	2.42	12.56	2.66	10.21	2.80	10.20	2.80	10.18	2.79
	24	17.13	2.46	16.29	2.50	12.14	2.69	9.64	2.80	9.91	2.80	10.99	2.81
1.6 + 2.0 + 2.0	16	18.73	2.35	17.84	2.41	13.38	2.74	10.71	2.94	10.72	2.94	10.77	2.96
	18	17.90	2.38	17.09	2.44	13.05	2.75	10.63	2.93	10.50	2.93	9.98	2.93
	20	17.30	2.42	16.53	2.47	12.70	2.76	10.40	2.93	10.26	2.93	9.72	2.92
	21	17.13	2.45	16.36	2.50	12.53	2.77	10.23	2.93	10.14	2.93	9.78	2.92
	22	16.93	2.49	16.16	2.54	12.32	2.78	10.01	2.93	10.01	2.93	9.98	2.92
	24	16.80	2.57	15.99	2.61	11.91	2.81	9.46	2.93	9.72	2.93	10.79	2.94

Combination (Capacity)	Indoor Air Temp. °C DB	Outdoor Air Temp. °C WB									
		0/-1		-5/-6		-7/-8		-10/-11		-15/-	
		Total Q	Input Power	Total Q	Input Power	Total Q	Input Power	Total Q	Input Power	Total Q	Input Power
1.6 + 1.6 + 2.5	16	10.30	2.97	9.13	2.95	8.66	2.95	8.40	2.88	7.96	2.77
	18	9.64	2.94	8.80	2.96	8.46	2.96	8.04	2.90	7.36	2.80
	20	9.40	2.94	8.60	2.96	8.29	2.97	7.81	2.92	7.01	2.84
	21	9.43	2.94	8.56	2.97	8.21	2.98	7.73	2.94	6.93	2.86
	22	9.58	2.94	8.56	2.97	8.15	2.98	7.68	2.95	6.91	2.89
	24	10.18	2.96	8.66	2.98	8.05	2.99	7.68	2.98	7.05	2.96
1.6 + 1.6 + 3.5	16	10.30	2.95	9.13	2.93	8.66	2.93	8.40	2.86	7.96	2.75
	18	9.64	2.92	8.80	2.94	8.46	2.94	8.04	2.88	7.36	2.78
	20	9.40	2.92	8.60	2.94	8.29	2.95	7.81	2.90	7.01	2.82
	21	9.43	2.92	8.56	2.95	8.21	2.96	7.73	2.92	6.93	2.84
	22	9.58	2.92	8.56	2.95	8.15	2.96	7.68	2.93	6.91	2.87
	24	10.18	2.94	8.66	2.96	8.05	2.97	7.68	2.96	7.05	2.94
1.6 + 1.6 + 4.2	16	10.40	2.98	9.21	2.96	8.74	2.96	8.48	2.89	8.04	2.78
	18	9.74	2.95	8.88	2.97	8.54	2.97	8.12	2.91	7.43	2.81
	20	9.49	2.95	8.69	2.97	8.37	2.98	7.88	2.93	7.07	2.85
	21	9.52	2.95	8.64	2.98	8.29	2.99	7.80	2.95	6.99	2.87
	22	9.67	2.95	8.64	2.98	8.23	2.99	7.76	2.96	6.98	2.90
	24	10.28	2.97	8.74	2.99	8.13	3.00	7.75	2.99	7.12	2.97
1.6 + 1.6 + 5.0	16	10.50	2.82	9.30	2.81	8.82	2.81	8.56	2.75	8.12	2.64
	18	9.83	2.80	8.96	2.81	8.62	2.82	8.20	2.76	7.50	2.67
	20	9.58	2.80	8.77	2.82	8.45	2.83	7.96	2.78	7.14	2.71
	21	9.61	2.80	8.72	2.83	8.37	2.84	7.88	2.80	7.06	2.72
	22	9.76	2.80	8.72	2.83	8.30	2.84	7.83	2.81	7.05	2.75
	24	10.37	2.82	8.83	2.84	8.21	2.85	7.83	2.84	7.19	2.82
1.6 + 1.6 + 6.0	16	10.50	2.82	9.30	2.81	8.82	2.81	8.56	2.75	8.12	2.64
	18	9.83	2.80	8.96	2.81	8.62	2.82	8.20	2.76	7.50	2.67
	20	9.58	2.80	8.77	2.82	8.45	2.83	7.96	2.78	7.14	2.71
	21	9.61	2.80	8.72	2.83	8.37	2.84	7.88	2.80	7.06	2.72
	22	9.76	2.80	8.72	2.83	8.30	2.84	7.83	2.81	7.05	2.75
	24	10.37	2.82	8.83	2.84	8.21	2.85	7.83	2.84	7.19	2.82
1.6 + 2.0 + 2.0	16	10.30	2.96	9.13	2.94	8.66	2.94	8.40	2.87	7.96	2.76
	18	9.64	2.93	8.80	2.95	8.46	2.95	8.04	2.89	7.36	2.79
	20	9.40	2.93	8.60	2.95	8.29	2.96	7.81	2.91	7.01	2.83
	21	9.43	2.93	8.56	2.96	8.21	2.97	7.73	2.93	6.93	2.85
	22	9.58	2.93	8.56	2.96	8.15	2.97	7.68	2.94	6.91	2.88
	24	10.18	2.95	8.66	2.97	8.05	2.98	7.68	2.97	7.05	2.95

Combination (Capacity)	Indoor Air Temp. °C DB	Outdoor Air Temp. °C WB											
		16/15		15/14		10/9		7/6		6/5		2/1	
		Total Q	Input Power	Total Q	Input Power	Total Q	Input Power	Total Q	Input Power	Total Q	Input Power	Total Q	Input Power
1.6 + 2.0 + 2.5	16	18.73	2.35	17.84	2.41	13.38	2.74	10.71	2.94	10.72	2.94	10.77	2.96
	18	17.90	2.38	17.09	2.44	13.05	2.75	10.63	2.93	10.50	2.93	9.98	2.93
	20	17.30	2.42	16.53	2.47	12.70	2.76	10.40	2.93	10.26	2.93	9.72	2.92
	21	17.13	2.45	16.36	2.50	12.53	2.77	10.23	2.93	10.14	2.93	9.78	2.92
	22	16.93	2.49	16.16	2.54	12.32	2.78	10.01	2.93	10.01	2.93	9.98	2.92
	24	16.80	2.57	15.99	2.61	11.91	2.81	9.46	2.93	9.72	2.93	10.79	2.94
1.6 + 2.0 + 3.5	16	18.73	2.29	17.84	2.36	13.38	2.68	10.71	2.87	10.72	2.87	10.77	2.89
	18	17.90	2.32	17.09	2.38	13.05	2.68	10.63	2.86	10.50	2.86	9.98	2.86
	20	17.30	2.36	16.53	2.41	12.70	2.69	10.40	2.86	10.26	2.86	9.72	2.85
	21	17.13	2.39	16.36	2.44	12.53	2.70	10.23	2.86	10.14	2.86	9.78	2.85
	22	16.93	2.43	16.16	2.47	12.32	2.72	10.01	2.86	10.01	2.86	9.98	2.85
	24	16.80	2.51	15.99	2.55	11.91	2.74	9.46	2.86	9.72	2.86	10.79	2.87
1.6 + 2.0 + 4.2	16	18.91	2.32	18.01	2.39	13.51	2.71	10.81	2.91	10.82	2.91	10.87	2.93
	18	18.07	2.35	17.26	2.41	13.18	2.72	10.73	2.90	10.60	2.90	10.08	2.90
	20	17.46	2.39	16.69	2.45	12.82	2.73	10.50	2.90	10.36	2.90	9.81	2.89
	21	17.29	2.42	16.52	2.47	12.65	2.74	10.33	2.90	10.24	2.90	9.88	2.89
	22	17.09	2.46	16.31	2.51	12.44	2.75	10.11	2.90	10.10	2.90	10.08	2.89
	24	16.97	2.55	16.14	2.59	12.02	2.78	9.55	2.90	9.82	2.90	10.89	2.91
1.6 + 2.0 + 5.0	16	19.09	2.24	18.18	2.30	13.64	2.61	10.91	2.80	10.93	2.80	10.98	2.82
	18	18.24	2.26	17.42	2.32	13.31	2.61	10.84	2.79	10.70	2.79	10.18	2.79
	20	17.63	2.30	16.85	2.36	12.94	2.63	10.60	2.79	10.46	2.79	9.91	2.78
	21	17.46	2.33	16.68	2.38	12.77	2.64	10.43	2.79	10.34	2.79	9.97	2.78
	22	17.25	2.37	16.47	2.41	12.56	2.65	10.21	2.79	10.20	2.79	10.18	2.78
	24	17.13	2.45	16.29	2.49	12.14	2.68	9.64	2.79	9.91	2.79	10.99	2.80
1.6 + 2.0 + 6.0	16	19.09	2.24	18.18	2.30	13.64	2.61	10.91	2.80	10.93	2.80	10.98	2.82
	18	18.24	2.26	17.42	2.32	13.31	2.61	10.84	2.79	10.70	2.79	10.18	2.79
	20	17.63	2.30	16.85	2.36	12.94	2.63	10.60	2.79	10.46	2.79	9.91	2.78
	21	17.46	2.33	16.68	2.38	12.77	2.64	10.43	2.79	10.34	2.79	9.97	2.78
	22	17.25	2.37	16.47	2.41	12.56	2.65	10.21	2.79	10.20	2.79	10.18	2.78
	24	17.13	2.45	16.29	2.49	12.14	2.68	9.64	2.79	9.91	2.79	10.99	2.80
1.6 + 2.5 + 2.5	16	18.73	2.35	17.84	2.41	13.38	2.74	10.71	2.94	10.72	2.94	10.77	2.96
	18	17.90	2.38	17.09	2.44	13.05	2.75	10.63	2.93	10.50	2.93	9.98	2.93
	20	17.30	2.42	16.53	2.47	12.70	2.76	10.40	2.93	10.26	2.93	9.72	2.92
	21	17.13	2.45	16.36	2.50	12.53	2.77	10.23	2.93	10.14	2.93	9.78	2.92
	22	16.93	2.49	16.16	2.54	12.32	2.78	10.01	2.93	10.01	2.93	9.98	2.92
	24	16.80	2.57	15.99	2.61	11.91	2.81	9.46	2.93	9.72	2.93	10.79	2.94

Combination (Capacity)	Indoor Air Temp. °C DB	Outdoor Air Temp. °C WB									
		0/-1		-5/-6		-7/-8		-10/-11		-15/-	
		Total Q	Input Power	Total Q	Input Power	Total Q	Input Power	Total Q	Input Power	Total Q	Input Power
1.6 + 2.0 + 2.5	16	10.30	2.96	9.13	2.94	8.66	2.94	8.40	2.87	7.96	2.76
	18	9.64	2.93	8.80	2.95	8.46	2.95	8.04	2.89	7.36	2.79
	20	9.40	2.93	8.60	2.95	8.29	2.96	7.81	2.91	7.01	2.83
	21	9.43	2.93	8.56	2.96	8.21	2.97	7.73	2.93	6.93	2.85
	22	9.58	2.93	8.56	2.96	8.15	2.97	7.68	2.94	6.91	2.88
	24	10.18	2.95	8.66	2.97	8.05	2.98	7.68	2.97	7.05	2.95
1.6 + 2.0 + 3.5	16	10.30	2.88	9.13	2.87	8.66	2.87	8.40	2.80	7.96	2.70
	18	9.64	2.86	8.80	2.87	8.46	2.88	8.04	2.82	7.36	2.73
	20	9.40	2.86	8.60	2.88	8.29	2.89	7.81	2.84	7.01	2.76
	21	9.43	2.86	8.56	2.89	8.21	2.90	7.73	2.86	6.93	2.78
	22	9.58	2.86	8.56	2.89	8.15	2.90	7.68	2.87	6.91	2.81
	24	10.18	2.88	8.66	2.90	8.05	2.91	7.68	2.90	7.05	2.88
1.6 + 2.0 + 4.2	16	10.40	2.92	9.21	2.91	8.74	2.91	8.48	2.84	8.04	2.73
	18	9.74	2.90	8.88	2.92	8.54	2.92	8.12	2.86	7.43	2.76
	20	9.49	2.90	8.69	2.92	8.37	2.93	7.88	2.88	7.07	2.80
	21	9.52	2.90	8.64	2.93	8.29	2.94	7.80	2.90	6.99	2.82
	22	9.67	2.90	8.64	2.93	8.23	2.94	7.76	2.91	6.98	2.85
	24	10.28	2.92	8.74	2.94	8.13	2.95	7.75	2.94	7.12	2.92
1.6 + 2.0 + 5.0	16	10.50	2.81	9.30	2.80	8.82	2.80	8.56	2.74	8.12	2.63
	18	9.83	2.79	8.96	2.80	8.62	2.81	8.20	2.75	7.50	2.66
	20	9.58	2.79	8.77	2.81	8.45	2.82	7.96	2.77	7.14	2.70
	21	9.61	2.79	8.72	2.82	8.37	2.83	7.88	2.79	7.06	2.71
	22	9.76	2.79	8.72	2.82	8.30	2.83	7.83	2.80	7.05	2.74
	24	10.37	2.81	8.83	2.83	8.21	2.84	7.83	2.83	7.19	2.81
1.6 + 2.0 + 6.0	16	10.50	2.81	9.30	2.80	8.82	2.80	8.56	2.74	8.12	2.63
	18	9.83	2.79	8.96	2.80	8.62	2.81	8.20	2.75	7.50	2.66
	20	9.58	2.79	8.77	2.81	8.45	2.82	7.96	2.77	7.14	2.70
	21	9.61	2.79	8.72	2.82	8.37	2.83	7.88	2.79	7.06	2.71
	22	9.76	2.79	8.72	2.82	8.30	2.83	7.83	2.80	7.05	2.74
	24	10.37	2.81	8.83	2.83	8.21	2.84	7.83	2.83	7.19	2.81
1.6 + 2.5 + 2.5	16	10.30	2.96	9.13	2.94	8.66	2.94	8.40	2.87	7.96	2.76
	18	9.64	2.93	8.80	2.95	8.46	2.95	8.04	2.89	7.36	2.79
	20	9.40	2.93	8.60	2.95	8.29	2.96	7.81	2.91	7.01	2.83
	21	9.43	2.93	8.56	2.96	8.21	2.97	7.73	2.93	6.93	2.85
	22	9.58	2.93	8.56	2.96	8.15	2.97	7.68	2.94	6.91	2.88
	24	10.18	2.95	8.66	2.97	8.05	2.98	7.68	2.97	7.05	2.95

Combination (Capacity)	Indoor Air Temp. °C DB	Outdoor Air Temp. °C WB											
		16/15		15/14		10/9		7/6		6/5		2/1	
		Total Q	Input Power	Total Q	Input Power	Total Q	Input Power	Total Q	Input Power	Total Q	Input Power	Total Q	Input Power
1.6 + 2.5 + 3.5	16	18.73	2.29	17.84	2.36	13.38	2.68	10.71	2.87	10.72	2.87	10.77	2.89
	18	17.90	2.32	17.09	2.38	13.05	2.68	10.63	2.86	10.50	2.86	9.98	2.86
	20	17.30	2.36	16.53	2.41	12.70	2.69	10.40	2.86	10.26	2.86	9.72	2.85
	21	17.13	2.39	16.36	2.44	12.53	2.70	10.23	2.86	10.14	2.86	9.78	2.85
	22	16.93	2.43	16.16	2.47	12.32	2.72	10.01	2.86	10.01	2.86	9.98	2.85
	24	16.80	2.51	15.99	2.55	11.91	2.74	9.46	2.86	9.72	2.86	10.79	2.87
1.6 + 2.5 + 4.2	16	18.91	2.32	18.01	2.39	13.51	2.71	10.81	2.91	10.82	2.91	10.87	2.93
	18	18.07	2.35	17.26	2.41	13.18	2.72	10.73	2.90	10.60	2.90	10.08	2.90
	20	17.46	2.39	16.69	2.45	12.82	2.73	10.50	2.90	10.36	2.90	9.81	2.89
	21	17.29	2.42	16.52	2.47	12.65	2.74	10.33	2.90	10.24	2.90	9.88	2.89
	22	17.09	2.46	16.31	2.51	12.44	2.75	10.11	2.90	10.10	2.90	10.08	2.89
	24	16.97	2.55	16.14	2.59	12.02	2.78	9.55	2.90	9.82	2.90	10.89	2.91
1.6 + 2.5 + 5.0	16	19.09	2.24	18.18	2.30	13.64	2.61	10.91	2.80	10.93	2.80	10.98	2.82
	18	18.24	2.26	17.42	2.32	13.31	2.61	10.84	2.79	10.70	2.79	10.18	2.79
	20	17.63	2.30	16.85	2.36	12.94	2.63	10.60	2.79	10.46	2.79	9.91	2.78
	21	17.46	2.33	16.68	2.38	12.77	2.64	10.43	2.79	10.34	2.79	9.97	2.78
	22	17.25	2.37	16.47	2.41	12.56	2.65	10.21	2.79	10.20	2.79	10.18	2.78
	24	17.13	2.45	16.29	2.49	12.14	2.68	9.64	2.79	9.91	2.79	10.99	2.80
1.6 + 2.5 + 6.0	16	19.09	2.24	18.18	2.30	13.64	2.61	10.91	2.80	10.93	2.80	10.98	2.82
	18	18.24	2.26	17.42	2.32	13.31	2.61	10.84	2.79	10.70	2.79	10.18	2.79
	20	17.63	2.30	16.85	2.36	12.94	2.63	10.60	2.79	10.46	2.79	9.91	2.78
	21	17.46	2.33	16.68	2.38	12.77	2.64	10.43	2.79	10.34	2.79	9.97	2.78
	22	17.25	2.37	16.47	2.41	12.56	2.65	10.21	2.79	10.20	2.79	10.18	2.78
	24	17.13	2.45	16.29	2.49	12.14	2.68	9.64	2.79	9.91	2.79	10.99	2.80
1.6 + 3.5 + 3.5	16	18.91	2.31	18.01	2.37	13.51	2.70	10.81	2.89	10.82	2.89	10.87	2.91
	18	18.07	2.34	17.26	2.40	13.18	2.70	10.73	2.88	10.60	2.88	10.08	2.88
	20	17.46	2.38	16.69	2.43	12.82	2.71	10.50	2.88	10.36	2.88	9.81	2.87
	21	17.29	2.40	16.52	2.46	12.65	2.72	10.33	2.88	10.24	2.88	9.88	2.87
	22	17.09	2.44	16.31	2.49	12.44	2.73	10.11	2.88	10.10	2.88	10.08	2.87
	24	16.97	2.53	16.14	2.57	12.02	2.76	9.55	2.88	9.82	2.88	10.89	2.89
1.6 + 3.5 + 4.2	16	18.91	2.30	18.01	2.36	13.51	2.69	10.81	2.88	10.82	2.88	10.87	2.90
	18	18.07	2.33	17.26	2.39	13.18	2.69	10.73	2.87	10.60	2.87	10.08	2.87
	20	17.46	2.37	16.69	2.42	12.82	2.70	10.50	2.87	10.36	2.87	9.81	2.86
	21	17.29	2.40	16.52	2.45	12.65	2.71	10.33	2.87	10.24	2.87	9.88	2.86
	22	17.09	2.44	16.31	2.48	12.44	2.73	10.11	2.87	10.10	2.87	10.08	2.86
	24	16.97	2.52	16.14	2.56	12.02	2.75	9.55	2.87	9.82	2.87	10.89	2.88

Combination (Capacity)	Indoor Air Temp. °C DB	Outdoor Air Temp. °C WB									
		0/-1		-5/-6		-7/-8		-10/-11		-15/-	
		Total Q	Input Power	Total Q	Input Power	Total Q	Input Power	Total Q	Input Power	Total Q	Input Power
1.6 + 2.5 + 3.5	16	10.30	2.88	9.13	2.87	8.66	2.87	8.40	2.80	7.96	2.70
	18	9.64	2.86	8.80	2.87	8.46	2.88	8.04	2.82	7.36	2.73
	20	9.40	2.86	8.60	2.88	8.29	2.89	7.81	2.84	7.01	2.76
	21	9.43	2.86	8.56	2.89	8.21	2.90	7.73	2.86	6.93	2.78
	22	9.58	2.86	8.56	2.89	8.15	2.90	7.68	2.87	6.91	2.81
	24	10.18	2.88	8.66	2.90	8.05	2.91	7.68	2.90	7.05	2.88
1.6 + 2.5 + 4.2	16	10.40	2.92	9.21	2.91	8.74	2.91	8.48	2.84	8.04	2.73
	18	9.74	2.90	8.88	2.92	8.54	2.92	8.12	2.86	7.43	2.76
	20	9.49	2.90	8.69	2.92	8.37	2.93	7.88	2.88	7.07	2.80
	21	9.52	2.90	8.64	2.93	8.29	2.94	7.80	2.90	6.99	2.82
	22	9.67	2.90	8.64	2.93	8.23	2.94	7.76	2.91	6.98	2.85
	24	10.28	2.92	8.74	2.94	8.13	2.95	7.75	2.94	7.12	2.92
1.6 + 2.5 + 5.0	16	10.50	2.81	9.30	2.80	8.82	2.80	8.56	2.74	8.12	2.63
	18	9.83	2.79	8.96	2.80	8.62	2.81	8.20	2.75	7.50	2.66
	20	9.58	2.79	8.77	2.81	8.45	2.82	7.96	2.77	7.14	2.70
	21	9.61	2.79	8.72	2.82	8.37	2.83	7.88	2.79	7.06	2.71
	22	9.76	2.79	8.72	2.82	8.30	2.83	7.83	2.80	7.05	2.74
	24	10.37	2.81	8.83	2.83	8.21	2.84	7.83	2.83	7.19	2.81
1.6 + 2.5 + 6.0	16	10.50	2.81	9.30	2.80	8.82	2.80	8.56	2.74	8.12	2.63
	18	9.83	2.79	8.96	2.80	8.62	2.81	8.20	2.75	7.50	2.66
	20	9.58	2.79	8.77	2.81	8.45	2.82	7.96	2.77	7.14	2.70
	21	9.61	2.79	8.72	2.82	8.37	2.83	7.88	2.79	7.06	2.71
	22	9.76	2.79	8.72	2.82	8.30	2.83	7.83	2.80	7.05	2.74
	24	10.37	2.81	8.83	2.83	8.21	2.84	7.83	2.83	7.19	2.81
1.6 + 3.5 + 3.5	16	10.40	2.90	9.21	2.89	8.74	2.89	8.48	2.82	8.04	2.72
	18	9.74	2.88	8.88	2.90	8.54	2.90	8.12	2.84	7.43	2.74
	20	9.49	2.88	8.69	2.90	8.37	2.91	7.88	2.86	7.07	2.78
	21	9.52	2.88	8.64	2.91	8.29	2.92	7.80	2.88	6.99	2.80
	22	9.67	2.88	8.64	2.91	8.23	2.92	7.76	2.89	6.98	2.83
	24	10.28	2.90	8.74	2.92	8.13	2.93	7.75	2.92	7.12	2.90
1.6 + 3.5 + 4.2	16	10.40	2.89	9.21	2.88	8.74	2.88	8.48	2.81	8.04	2.71
	18	9.74	2.87	8.88	2.89	8.54	2.89	8.12	2.83	7.43	2.73
	20	9.49	2.87	8.69	2.89	8.37	2.90	7.88	2.85	7.07	2.77
	21	9.52	2.87	8.64	2.90	8.29	2.91	7.80	2.87	6.99	2.79
	22	9.67	2.87	8.64	2.90	8.23	2.91	7.76	2.88	6.98	2.82
	24	10.28	2.89	8.74	2.91	8.13	2.92	7.75	2.91	7.12	2.89

Combination (Capacity)	Indoor Air Temp. °C DB	Outdoor Air Temp. °C WB											
		16/15		15/14		10/9		7/6		6/5		2/1	
		Total Q	Input Power	Total Q	Input Power	Total Q	Input Power	Total Q	Input Power	Total Q	Input Power	Total Q	Input Power
1.6 + 3.5 + 5.0	16	19.09	2.22	18.18	2.28	13.64	2.59	10.91	2.78	10.93	2.78	10.98	2.80
	18	18.24	2.25	17.42	2.31	13.31	2.60	10.84	2.77	10.70	2.77	10.18	2.77
	20	17.63	2.29	16.85	2.34	12.94	2.61	10.60	2.77	10.46	2.77	9.91	2.76
	21	17.46	2.31	16.68	2.36	12.77	2.62	10.43	2.77	10.34	2.77	9.97	2.76
	22	17.25	2.35	16.47	2.40	12.56	2.63	10.21	2.77	10.20	2.77	10.18	2.76
	24	17.13	2.43	16.29	2.47	12.14	2.66	9.64	2.77	9.91	2.77	10.99	2.78
1.6 + 3.5 + 6.0	16	19.09	2.22	18.18	2.28	13.64	2.59	10.91	2.78	10.93	2.78	10.98	2.80
	18	18.24	2.25	17.42	2.31	13.31	2.60	10.84	2.77	10.70	2.77	10.18	2.77
	20	17.63	2.29	16.85	2.34	12.94	2.61	10.60	2.77	10.46	2.77	9.91	2.76
	21	17.46	2.31	16.68	2.36	12.77	2.62	10.43	2.77	10.34	2.77	9.97	2.76
	22	17.25	2.35	16.47	2.40	12.56	2.63	10.21	2.77	10.20	2.77	10.18	2.76
	24	17.13	2.43	16.29	2.47	12.14	2.66	9.64	2.77	9.91	2.77	10.99	2.78
1.6 + 4.2 + 4.2	16	18.91	2.29	18.01	2.36	13.51	2.68	10.81	2.87	10.82	2.87	10.87	2.89
	18	18.07	2.32	17.26	2.38	13.18	2.68	10.73	2.86	10.60	2.86	10.08	2.86
	20	17.46	2.36	16.69	2.41	12.82	2.69	10.50	2.86	10.36	2.86	9.81	2.85
	21	17.29	2.39	16.52	2.44	12.65	2.70	10.33	2.86	10.24	2.86	9.88	2.85
	22	17.09	2.43	16.31	2.47	12.44	2.72	10.11	2.86	10.10	2.86	10.08	2.85
	24	16.97	2.51	16.14	2.55	12.02	2.74	9.55	2.86	9.82	2.86	10.89	2.87
1.6 + 4.2 + 5.0	16	19.09	2.21	18.18	2.27	13.64	2.58	10.91	2.77	10.93	2.77	10.98	2.79
	18	18.24	2.24	17.42	2.30	13.31	2.59	10.84	2.76	10.70	2.76	10.18	2.76
	20	17.63	2.28	16.85	2.33	12.94	2.60	10.60	2.76	10.46	2.76	9.91	2.75
	21	17.46	2.30	16.68	2.36	12.77	2.61	10.43	2.76	10.34	2.76	9.97	2.75
	22	17.25	2.34	16.47	2.39	12.56	2.62	10.21	2.76	10.20	2.76	10.18	2.75
	24	17.13	2.43	16.29	2.46	12.14	2.65	9.64	2.76	9.91	2.76	10.99	2.77
2.0 + 2.0 + 2.0	16	18.73	2.34	17.84	2.41	13.38	2.73	10.71	2.93	10.72	2.93	10.77	2.95
	18	17.90	2.37	17.09	2.43	13.05	2.74	10.63	2.92	10.50	2.92	9.98	2.92
	20	17.30	2.41	16.53	2.47	12.70	2.75	10.40	2.92	10.26	2.92	9.72	2.91
	21	17.13	2.44	16.36	2.49	12.53	2.76	10.23	2.92	10.14	2.92	9.78	2.91
	22	16.93	2.48	16.16	2.53	12.32	2.77	10.01	2.92	10.01	2.92	9.98	2.91
	24	16.80	2.57	15.99	2.61	11.91	2.80	9.46	2.92	9.72	2.92	10.79	2.93
2.0 + 2.0 + 2.5	16	18.73	2.34	17.84	2.41	13.38	2.73	10.71	2.93	10.72	2.93	10.77	2.95
	18	17.90	2.37	17.09	2.43	13.05	2.74	10.63	2.92	10.50	2.92	9.98	2.92
	20	17.30	2.41	16.53	2.47	12.70	2.75	10.40	2.92	10.26	2.92	9.72	2.91
	21	17.13	2.44	16.36	2.49	12.53	2.76	10.23	2.92	10.14	2.92	9.78	2.91
	22	16.93	2.48	16.16	2.53	12.32	2.77	10.01	2.92	10.01	2.92	9.98	2.91
	24	16.80	2.57	15.99	2.61	11.91	2.80	9.46	2.92	9.72	2.92	10.79	2.93

Combination (Capacity)	Indoor Air Temp. °C DB	Outdoor Air Temp. °C WB									
		0/-1		-5/-6		-7/-8		-10/-11		-15/-	
		Total Q	Input Power	Total Q	Input Power	Total Q	Input Power	Total Q	Input Power	Total Q	Input Power
1.6 + 3.5 + 5.0	16	10.50	2.79	9.30	2.78	8.82	2.78	8.56	2.72	8.12	2.61
	18	9.83	2.77	8.96	2.78	8.62	2.79	8.20	2.73	7.50	2.64
	20	9.58	2.77	8.77	2.79	8.45	2.80	7.96	2.75	7.14	2.68
	21	9.61	2.77	8.72	2.80	8.37	2.81	7.88	2.77	7.06	2.70
	22	9.76	2.77	8.72	2.80	8.30	2.81	7.83	2.78	7.05	2.72
	24	10.37	2.79	8.83	2.81	8.21	2.82	7.83	2.81	7.19	2.79
1.6 + 3.5 + 6.0	16	10.50	2.79	9.30	2.78	8.82	2.78	8.56	2.72	8.12	2.61
	18	9.83	2.77	8.96	2.78	8.62	2.79	8.20	2.73	7.50	2.64
	20	9.58	2.77	8.77	2.79	8.45	2.80	7.96	2.75	7.14	2.68
	21	9.61	2.77	8.72	2.80	8.37	2.81	7.88	2.77	7.06	2.70
	22	9.76	2.77	8.72	2.80	8.30	2.81	7.83	2.78	7.05	2.72
	24	10.37	2.79	8.83	2.81	8.21	2.82	7.83	2.81	7.19	2.79
1.6 + 4.2 + 4.2	16	10.40	2.88	9.21	2.87	8.74	2.87	8.48	2.80	8.04	2.70
	18	9.74	2.86	8.88	2.87	8.54	2.88	8.12	2.82	7.43	2.73
	20	9.49	2.86	8.69	2.88	8.37	2.89	7.88	2.84	7.07	2.76
	21	9.52	2.86	8.64	2.89	8.29	2.90	7.80	2.86	6.99	2.78
	22	9.67	2.86	8.64	2.89	8.23	2.90	7.76	2.87	6.98	2.81
	24	10.28	2.88	8.74	2.90	8.13	2.91	7.75	2.90	7.12	2.88
1.6 + 4.2 + 5.0	16	10.50	2.78	9.30	2.77	8.82	2.77	8.56	2.71	8.12	2.60
	18	9.83	2.76	8.96	2.77	8.62	2.78	8.20	2.72	7.50	2.63
	20	9.58	2.76	8.77	2.78	8.45	2.79	7.96	2.74	7.14	2.67
	21	9.61	2.76	8.72	2.79	8.37	2.80	7.88	2.76	7.06	2.69
	22	9.76	2.76	8.72	2.79	8.30	2.80	7.83	2.77	7.05	2.71
	24	10.37	2.78	8.83	2.80	8.21	2.81	7.83	2.80	7.19	2.78
2.0 + 2.0 + 2.0	16	10.30	2.95	9.13	2.93	8.66	2.93	8.40	2.86	7.96	2.75
	18	9.64	2.92	8.80	2.94	8.46	2.94	8.04	2.88	7.36	2.78
	20	9.40	2.92	8.60	2.94	8.29	2.95	7.81	2.90	7.01	2.82
	21	9.43	2.92	8.56	2.95	8.21	2.96	7.73	2.92	6.93	2.84
	22	9.58	2.92	8.56	2.95	8.15	2.96	7.68	2.93	6.91	2.87
	24	10.18	2.94	8.66	2.96	8.05	2.97	7.68	2.96	7.05	2.94
2.0 + 2.0 + 2.5	16	10.30	2.95	9.13	2.93	8.66	2.93	8.40	2.86	7.96	2.75
	18	9.64	2.92	8.80	2.94	8.46	2.94	8.04	2.88	7.36	2.78
	20	9.40	2.92	8.60	2.94	8.29	2.95	7.81	2.90	7.01	2.82
	21	9.43	2.92	8.56	2.95	8.21	2.96	7.73	2.92	6.93	2.84
	22	9.58	2.92	8.56	2.95	8.15	2.96	7.68	2.93	6.91	2.87
	24	10.18	2.94	8.66	2.96	8.05	2.97	7.68	2.96	7.05	2.94

Combination (Capacity)	Indoor Air Temp. °C DB	Outdoor Air Temp. °C WB											
		16/15		15/14		10/9		7/6		6/5		2/1	
		Total Q	Input Power	Total Q	Input Power	Total Q	Input Power	Total Q	Input Power	Total Q	Input Power	Total Q	Input Power
2.0 + 2.0 + 3.5	16	18.73	2.28	17.84	2.35	13.38	2.67	10.71	2.86	10.72	2.86	10.77	2.88
	18	17.90	2.31	17.09	2.37	13.05	2.67	10.63	2.85	10.50	2.85	9.98	2.85
	20	17.30	2.35	16.53	2.41	12.70	2.68	10.40	2.85	10.26	2.85	9.72	2.84
	21	17.13	2.38	16.36	2.43	12.53	2.69	10.23	2.85	10.14	2.85	9.78	2.84
	22	16.93	2.42	16.16	2.47	12.32	2.71	10.01	2.85	10.01	2.85	9.98	2.84
	24	16.80	2.50	15.99	2.54	11.91	2.73	9.46	2.85	9.72	2.85	10.79	2.86
2.0 + 2.0 + 4.2	16	18.91	2.32	18.01	2.38	13.51	2.71	10.81	2.90	10.82	2.90	10.87	2.92
	18	18.07	2.35	17.26	2.41	13.18	2.71	10.73	2.89	10.60	2.89	10.08	2.89
	20	17.46	2.38	16.69	2.44	12.82	2.72	10.50	2.89	10.36	2.89	9.81	2.88
	21	17.29	2.41	16.52	2.47	12.65	2.73	10.33	2.89	10.24	2.89	9.88	2.88
	22	17.09	2.45	16.31	2.50	12.44	2.74	10.11	2.89	10.10	2.89	10.08	2.88
	24	16.97	2.54	16.14	2.58	12.02	2.77	9.55	2.89	9.82	2.89	10.89	2.90
2.0 + 2.0 + 5.0	16	19.09	2.23	18.18	2.29	13.64	2.60	10.91	2.79	10.93	2.79	10.98	2.81
	18	18.24	2.26	17.42	2.31	13.31	2.61	10.84	2.78	10.70	2.78	10.18	2.78
	20	17.63	2.29	16.85	2.35	12.94	2.62	10.60	2.78	10.46	2.78	9.91	2.77
	21	17.46	2.32	16.68	2.37	12.77	2.63	10.43	2.78	10.34	2.78	9.97	2.77
	22	17.25	2.36	16.47	2.41	12.56	2.64	10.21	2.78	10.20	2.78	10.18	2.77
	24	17.13	2.44	16.29	2.48	12.14	2.67	9.64	2.78	9.91	2.78	10.99	2.79
2.0 + 2.0 + 6.0	16	19.09	2.23	18.18	2.29	13.64	2.60	10.91	2.79	10.93	2.79	10.98	2.81
	18	18.24	2.26	17.42	2.31	13.31	2.61	10.84	2.78	10.70	2.78	10.18	2.78
	20	17.63	2.29	16.85	2.35	12.94	2.62	10.60	2.78	10.46	2.78	9.91	2.77
	21	17.46	2.32	16.68	2.37	12.77	2.63	10.43	2.78	10.34	2.78	9.97	2.77
	22	17.25	2.36	16.47	2.41	12.56	2.64	10.21	2.78	10.20	2.78	10.18	2.77
	24	17.13	2.44	16.29	2.48	12.14	2.67	9.64	2.78	9.91	2.78	10.99	2.79
2.0 + 2.5 + 2.5	16	18.73	2.34	17.84	2.41	13.38	2.73	10.71	2.93	10.72	2.93	10.77	2.95
	18	17.90	2.37	17.09	2.43	13.05	2.74	10.63	2.92	10.50	2.92	9.98	2.92
	20	17.30	2.41	16.53	2.47	12.70	2.75	10.40	2.92	10.26	2.92	9.72	2.91
	21	17.13	2.44	16.36	2.49	12.53	2.76	10.23	2.92	10.14	2.92	9.78	2.91
	22	16.93	2.48	16.16	2.53	12.32	2.77	10.01	2.92	10.01	2.92	9.98	2.91
	24	16.80	2.57	15.99	2.61	11.91	2.80	9.46	2.92	9.72	2.92	10.79	2.93
2.0 + 2.5 + 3.5	16	18.73	2.28	17.84	2.35	13.38	2.67	10.71	2.86	10.72	2.86	10.77	2.88
	18	17.90	2.31	17.09	2.37	13.05	2.67	10.63	2.85	10.50	2.85	9.98	2.85
	20	17.30	2.35	16.53	2.41	12.70	2.68	10.40	2.85	10.26	2.85	9.72	2.84
	21	17.13	2.38	16.36	2.43	12.53	2.69	10.23	2.85	10.14	2.85	9.78	2.84
	22	16.93	2.42	16.16	2.47	12.32	2.71	10.01	2.85	10.01	2.85	9.98	2.84
	24	16.80	2.50	15.99	2.54	11.91	2.73	9.46	2.85	9.72	2.85	10.79	2.86

Combination (Capacity)	Indoor Air Temp. °C DB	Outdoor Air Temp. °C WB									
		0/-1		-5/-6		-7/-8		-10/-11		-15/-	
		Total Q	Input Power	Total Q	Input Power	Total Q	Input Power	Total Q	Input Power	Total Q	Input Power
2.0 + 2.0 + 3.5	16	10.30	2.87	9.13	2.86	8.66	2.86	8.40	2.79	7.96	2.69
	18	9.64	2.85	8.80	2.86	8.46	2.87	8.04	2.81	7.36	2.72
	20	9.40	2.85	8.60	2.87	8.29	2.88	7.81	2.83	7.01	2.75
	21	9.43	2.85	8.56	2.88	8.21	2.89	7.73	2.85	6.93	2.77
	22	9.58	2.85	8.56	2.88	8.15	2.89	7.68	2.86	6.91	2.80
	24	10.18	2.87	8.66	2.89	8.05	2.90	7.68	2.89	7.05	2.87
2.0 + 2.0 + 4.2	16	10.40	2.91	9.21	2.90	8.74	2.90	8.48	2.83	8.04	2.72
	18	9.74	2.89	8.88	2.91	8.54	2.91	8.12	2.85	7.43	2.75
	20	9.49	2.89	8.69	2.91	8.37	2.92	7.88	2.87	7.07	2.79
	21	9.52	2.89	8.64	2.92	8.29	2.93	7.80	2.89	6.99	2.81
	22	9.67	2.89	8.64	2.92	8.23	2.93	7.76	2.90	6.98	2.84
	24	10.28	2.91	8.74	2.93	8.13	2.94	7.75	2.93	7.12	2.91
2.0 + 2.0 + 5.0	16	10.50	2.80	9.30	2.79	8.82	2.79	8.56	2.73	8.12	2.62
	18	9.83	2.78	8.96	2.79	8.62	2.80	8.20	2.74	7.50	2.65
	20	9.58	2.78	8.77	2.80	8.45	2.81	7.96	2.76	7.14	2.69
	21	9.61	2.78	8.72	2.81	8.37	2.82	7.88	2.78	7.06	2.71
	22	9.76	2.78	8.72	2.81	8.30	2.82	7.83	2.79	7.05	2.73
	24	10.37	2.80	8.83	2.82	8.21	2.83	7.83	2.82	7.19	2.80
2.0 + 2.0 + 6.0	16	10.50	2.80	9.30	2.79	8.82	2.79	8.56	2.73	8.12	2.62
	18	9.83	2.78	8.96	2.79	8.62	2.80	8.20	2.74	7.50	2.65
	20	9.58	2.78	8.77	2.80	8.45	2.81	7.96	2.76	7.14	2.69
	21	9.61	2.78	8.72	2.81	8.37	2.82	7.88	2.78	7.06	2.71
	22	9.76	2.78	8.72	2.81	8.30	2.82	7.83	2.79	7.05	2.73
	24	10.37	2.80	8.83	2.82	8.21	2.83	7.83	2.82	7.19	2.80
2.0 + 2.5 + 2.5	16	10.30	2.95	9.13	2.93	8.66	2.93	8.40	2.86	7.96	2.75
	18	9.64	2.92	8.80	2.94	8.46	2.94	8.04	2.88	7.36	2.78
	20	9.40	2.92	8.60	2.94	8.29	2.95	7.81	2.90	7.01	2.82
	21	9.43	2.92	8.56	2.95	8.21	2.96	7.73	2.92	6.93	2.84
	22	9.58	2.92	8.56	2.95	8.15	2.96	7.68	2.93	6.91	2.87
	24	10.18	2.94	8.66	2.96	8.05	2.97	7.68	2.96	7.05	2.94
2.0 + 2.5 + 3.5	16	10.30	2.87	9.13	2.86	8.66	2.86	8.40	2.79	7.96	2.69
	18	9.64	2.85	8.80	2.86	8.46	2.87	8.04	2.81	7.36	2.72
	20	9.40	2.85	8.60	2.87	8.29	2.88	7.81	2.83	7.01	2.75
	21	9.43	2.85	8.56	2.88	8.21	2.89	7.73	2.85	6.93	2.77
	22	9.58	2.85	8.56	2.88	8.15	2.89	7.68	2.86	6.91	2.80
	24	10.18	2.87	8.66	2.89	8.05	2.90	7.68	2.89	7.05	2.87

Combination (Capacity)	Indoor Air Temp. °C DB	Outdoor Air Temp. °C WB											
		16/15		15/14		10/9		7/6		6/5		2/1	
		Total Q	Input Power	Total Q	Input Power	Total Q	Input Power	Total Q	Input Power	Total Q	Input Power	Total Q	Input Power
2.0 + 2.5 + 4.2	16	18.91	2.32	18.01	2.38	13.51	2.71	10.81	2.90	10.82	2.90	10.87	2.92
	18	18.07	2.35	17.26	2.41	13.18	2.71	10.73	2.89	10.60	2.89	10.08	2.89
	20	17.46	2.38	16.69	2.44	12.82	2.72	10.50	2.89	10.36	2.89	9.81	2.88
	21	17.29	2.41	16.52	2.47	12.65	2.73	10.33	2.89	10.24	2.89	9.88	2.88
	22	17.09	2.45	16.31	2.50	12.44	2.74	10.11	2.89	10.10	2.89	10.08	2.88
	24	16.97	2.54	16.14	2.58	12.02	2.77	9.55	2.89	9.82	2.89	10.89	2.90
2.0 + 2.5 + 5.0	16	19.09	2.23	18.18	2.29	13.64	2.60	10.91	2.79	10.93	2.79	10.98	2.81
	18	18.24	2.26	17.42	2.31	13.31	2.61	10.84	2.78	10.70	2.78	10.18	2.78
	20	17.63	2.29	16.85	2.35	12.94	2.62	10.60	2.78	10.46	2.78	9.91	2.77
	21	17.46	2.32	16.68	2.37	12.77	2.63	10.43	2.78	10.34	2.78	9.97	2.77
	22	17.25	2.36	16.47	2.41	12.56	2.64	10.21	2.78	10.20	2.78	10.18	2.77
	24	17.13	2.44	16.29	2.48	12.14	2.67	9.64	2.78	9.91	2.78	10.99	2.79
2.0 + 2.5 + 6.0	16	19.09	2.23	18.18	2.29	13.64	2.60	10.91	2.79	10.93	2.79	10.98	2.81
	18	18.24	2.26	17.42	2.31	13.31	2.61	10.84	2.78	10.70	2.78	10.18	2.78
	20	17.63	2.29	16.85	2.35	12.94	2.62	10.60	2.78	10.46	2.78	9.91	2.77
	21	17.46	2.32	16.68	2.37	12.77	2.63	10.43	2.78	10.34	2.78	9.97	2.77
	22	17.25	2.36	16.47	2.41	12.56	2.64	10.21	2.78	10.20	2.78	10.18	2.77
	24	17.13	2.44	16.29	2.48	12.14	2.67	9.64	2.78	9.91	2.78	10.99	2.79
2.0 + 3.5 + 3.5	16	18.91	2.30	18.01	2.36	13.51	2.69	10.81	2.88	10.82	2.88	10.87	2.90
	18	18.07	2.33	17.26	2.39	13.18	2.69	10.73	2.87	10.60	2.87	10.08	2.87
	20	17.46	2.37	16.69	2.42	12.82	2.70	10.50	2.87	10.36	2.87	9.81	2.86
	21	17.29	2.40	16.52	2.45	12.65	2.71	10.33	2.87	10.24	2.87	9.88	2.86
	22	17.09	2.44	16.31	2.48	12.44	2.73	10.11	2.87	10.10	2.87	10.08	2.86
	24	16.97	2.52	16.14	2.56	12.02	2.75	9.55	2.87	9.82	2.87	10.89	2.88
2.0 + 3.5 + 4.2	16	18.91	2.29	18.01	2.36	13.51	2.68	10.81	2.87	10.82	2.87	10.87	2.89
	18	18.07	2.32	17.26	2.38	13.18	2.68	10.73	2.86	10.60	2.86	10.08	2.86
	20	17.46	2.36	16.69	2.41	12.82	2.69	10.50	2.86	10.36	2.86	9.81	2.85
	21	17.29	2.39	16.52	2.44	12.65	2.70	10.33	2.86	10.24	2.86	9.88	2.85
	22	17.09	2.43	16.31	2.47	12.44	2.72	10.11	2.86	10.10	2.86	10.08	2.85
	24	16.97	2.51	16.14	2.55	12.02	2.74	9.55	2.86	9.82	2.86	10.89	2.87
2.0 + 3.5 + 5.0	16	19.09	2.21	18.18	2.27	13.64	2.58	10.91	2.77	10.93	2.77	10.98	2.79
	18	18.24	2.24	17.42	2.30	13.31	2.59	10.84	2.76	10.70	2.76	10.18	2.76
	20	17.63	2.28	16.85	2.33	12.94	2.60	10.60	2.76	10.46	2.76	9.91	2.75
	21	17.46	2.30	16.68	2.36	12.77	2.61	10.43	2.76	10.34	2.76	9.97	2.75
	22	17.25	2.34	16.47	2.39	12.56	2.62	10.21	2.76	10.20	2.76	10.18	2.75
	24	17.13	2.43	16.29	2.46	12.14	2.65	9.64	2.76	9.91	2.76	10.99	2.77

Combination (Capacity)	Indoor Air Temp. °C DB	Outdoor Air Temp. °C WB									
		0/-1		-5/-6		-7/-8		-10/-11		-15/-	
		Total Q	Input Power	Total Q	Input Power	Total Q	Input Power	Total Q	Input Power	Total Q	Input Power
2.0 + 2.5 + 4.2	16	10.40	2.91	9.21	2.90	8.74	2.90	8.48	2.83	8.04	2.72
	18	9.74	2.89	8.88	2.91	8.54	2.91	8.12	2.85	7.43	2.75
	20	9.49	2.89	8.69	2.91	8.37	2.92	7.88	2.87	7.07	2.79
	21	9.52	2.89	8.64	2.92	8.29	2.93	7.80	2.89	6.99	2.81
	22	9.67	2.89	8.64	2.92	8.23	2.93	7.76	2.90	6.98	2.84
	24	10.28	2.91	8.74	2.93	8.13	2.94	7.75	2.93	7.12	2.91
2.0 + 2.5 + 5.0	16	10.50	2.80	9.30	2.79	8.82	2.79	8.56	2.73	8.12	2.62
	18	9.83	2.78	8.96	2.79	8.62	2.80	8.20	2.74	7.50	2.65
	20	9.58	2.78	8.77	2.80	8.45	2.81	7.96	2.76	7.14	2.69
	21	9.61	2.78	8.72	2.81	8.37	2.82	7.88	2.78	7.06	2.71
	22	9.76	2.78	8.72	2.81	8.30	2.82	7.83	2.79	7.05	2.73
	24	10.37	2.80	8.83	2.82	8.21	2.83	7.83	2.82	7.19	2.80
2.0 + 2.5 + 6.0	16	10.50	2.80	9.30	2.79	8.82	2.79	8.56	2.73	8.12	2.62
	18	9.83	2.78	8.96	2.79	8.62	2.80	8.20	2.74	7.50	2.65
	20	9.58	2.78	8.77	2.80	8.45	2.81	7.96	2.76	7.14	2.69
	21	9.61	2.78	8.72	2.81	8.37	2.82	7.88	2.78	7.06	2.71
	22	9.76	2.78	8.72	2.81	8.30	2.82	7.83	2.79	7.05	2.73
	24	10.37	2.80	8.83	2.82	8.21	2.83	7.83	2.82	7.19	2.80
2.0 + 3.5 + 3.5	16	10.40	2.89	9.21	2.88	8.74	2.88	8.48	2.81	8.04	2.71
	18	9.74	2.87	8.88	2.89	8.54	2.89	8.12	2.83	7.43	2.73
	20	9.49	2.87	8.69	2.89	8.37	2.90	7.88	2.85	7.07	2.77
	21	9.52	2.87	8.64	2.90	8.29	2.91	7.80	2.87	6.99	2.79
	22	9.67	2.87	8.64	2.90	8.23	2.91	7.76	2.88	6.98	2.82
	24	10.28	2.89	8.74	2.91	8.13	2.92	7.75	2.91	7.12	2.89
2.0 + 3.5 + 4.2	16	10.40	2.88	9.21	2.87	8.74	2.87	8.48	2.80	8.04	2.70
	18	9.74	2.86	8.88	2.87	8.54	2.88	8.12	2.82	7.43	2.73
	20	9.49	2.86	8.69	2.88	8.37	2.89	7.88	2.84	7.07	2.76
	21	9.52	2.86	8.64	2.89	8.29	2.90	7.80	2.86	6.99	2.78
	22	9.67	2.86	8.64	2.89	8.23	2.90	7.76	2.87	6.98	2.81
	24	10.28	2.88	8.74	2.90	8.13	2.91	7.75	2.90	7.12	2.88
2.0 + 3.5 + 5.0	16	10.50	2.78	9.30	2.77	8.82	2.77	8.56	2.71	8.12	2.60
	18	9.83	2.76	8.96	2.77	8.62	2.78	8.20	2.72	7.50	2.63
	20	9.58	2.76	8.77	2.78	8.45	2.79	7.96	2.74	7.14	2.67
	21	9.61	2.76	8.72	2.79	8.37	2.80	7.88	2.76	7.06	2.69
	22	9.76	2.76	8.72	2.79	8.30	2.80	7.83	2.77	7.05	2.71
	24	10.37	2.78	8.83	2.80	8.21	2.81	7.83	2.80	7.19	2.78

Combination (Capacity)	Indoor Air Temp. °C DB	Outdoor Air Temp. °C WB											
		16/15		15/14		10/9		7/6		6/5		2/1	
		Total Q	Input Power	Total Q	Input Power	Total Q	Input Power	Total Q	Input Power	Total Q	Input Power	Total Q	Input Power
2.0 + 3.5 + 6.0	16	19.09	2.21	18.18	2.27	13.64	2.58	10.91	2.77	10.93	2.77	10.98	2.79
	18	18.24	2.24	17.42	2.30	13.31	2.59	10.84	2.76	10.70	2.76	10.18	2.76
	20	17.63	2.28	16.85	2.33	12.94	2.60	10.60	2.76	10.46	2.76	9.91	2.75
	21	17.46	2.30	16.68	2.36	12.77	2.61	10.43	2.76	10.34	2.76	9.97	2.75
	22	17.25	2.34	16.47	2.39	12.56	2.62	10.21	2.76	10.20	2.76	10.18	2.75
	24	17.13	2.43	16.29	2.46	12.14	2.65	9.64	2.76	9.91	2.76	10.99	2.77
2.0 + 4.2 + 4.2	16	18.91	2.29	18.01	2.36	13.51	2.68	10.81	2.87	10.82	2.87	10.87	2.89
	18	18.07	2.32	17.26	2.38	13.18	2.68	10.73	2.86	10.60	2.86	10.08	2.86
	20	17.46	2.36	16.69	2.41	12.82	2.69	10.50	2.86	10.36	2.86	9.81	2.85
	21	17.29	2.39	16.52	2.44	12.65	2.70	10.33	2.86	10.24	2.86	9.88	2.85
	22	17.09	2.43	16.31	2.47	12.44	2.72	10.11	2.86	10.10	2.86	10.08	2.85
	24	16.97	2.51	16.14	2.55	12.02	2.74	9.55	2.86	9.82	2.86	10.89	2.87
2.0 + 4.2 + 5.0	16	19.09	2.20	18.18	2.27	13.64	2.57	10.91	2.76	10.93	2.76	10.98	2.78
	18	18.24	2.23	17.42	2.29	13.31	2.58	10.84	2.75	10.70	2.75	10.18	2.75
	20	17.63	2.27	16.85	2.32	12.94	2.59	10.60	2.75	10.46	2.75	9.91	2.74
	21	17.46	2.30	16.68	2.35	12.77	2.60	10.43	2.75	10.34	2.75	9.97	2.74
	22	17.25	2.33	16.47	2.38	12.56	2.61	10.21	2.75	10.20	2.75	10.18	2.74
	24	17.13	2.42	16.29	2.45	12.14	2.64	9.64	2.75	9.91	2.75	10.99	2.76
2.5 + 2.5 + 2.5	16	18.73	2.34	17.84	2.41	13.38	2.73	10.71	2.93	10.72	2.93	10.77	2.95
	18	17.90	2.37	17.09	2.43	13.05	2.74	10.63	2.92	10.50	2.92	9.98	2.92
	20	17.30	2.41	16.53	2.47	12.70	2.75	10.40	2.92	10.26	2.92	9.72	2.91
	21	17.13	2.44	16.36	2.49	12.53	2.76	10.23	2.92	10.14	2.92	9.78	2.91
	22	16.93	2.48	16.16	2.53	12.32	2.77	10.01	2.92	10.01	2.92	9.98	2.91
	24	16.80	2.57	15.99	2.61	11.91	2.80	9.46	2.92	9.72	2.92	10.79	2.93
2.5 + 2.5 + 3.5	16	18.73	2.28	17.84	2.35	13.38	2.67	10.71	2.86	10.72	2.86	10.77	2.88
	18	17.90	2.31	17.09	2.37	13.05	2.67	10.63	2.85	10.50	2.85	9.98	2.85
	20	17.30	2.35	16.53	2.41	12.70	2.68	10.40	2.85	10.26	2.85	9.72	2.84
	21	17.13	2.38	16.36	2.43	12.53	2.69	10.23	2.85	10.14	2.85	9.78	2.84
	22	16.93	2.42	16.16	2.47	12.32	2.71	10.01	2.85	10.01	2.85	9.98	2.84
	24	16.80	2.50	15.99	2.54	11.91	2.73	9.46	2.85	9.72	2.85	10.79	2.86
2.5 + 2.5 + 4.2	16	18.91	2.32	18.01	2.38	13.51	2.71	10.81	2.90	10.82	2.90	10.87	2.92
	18	18.07	2.35	17.26	2.41	13.18	2.71	10.73	2.89	10.60	2.89	10.08	2.89
	20	17.46	2.38	16.69	2.44	12.82	2.72	10.50	2.89	10.36	2.89	9.81	2.88
	21	17.29	2.41	16.52	2.47	12.65	2.73	10.33	2.89	10.24	2.89	9.88	2.88
	22	17.09	2.45	16.31	2.50	12.44	2.74	10.11	2.89	10.10	2.89	10.08	2.88
	24	16.97	2.54	16.14	2.58	12.02	2.77	9.55	2.89	9.82	2.89	10.89	2.90

Combination (Capacity)	Indoor Air Temp. °C DB	Outdoor Air Temp. °C WB									
		0/-1		-5/-6		-7/-8		-10/-11		-15/-	
		Total Q	Input Power	Total Q	Input Power	Total Q	Input Power	Total Q	Input Power	Total Q	Input Power
2.0 + 3.5 + 6.0	16	10.50	2.78	9.30	2.77	8.82	2.77	8.56	2.71	8.12	2.60
	18	9.83	2.76	8.96	2.77	8.62	2.78	8.20	2.72	7.50	2.63
	20	9.58	2.76	8.77	2.78	8.45	2.79	7.96	2.74	7.14	2.67
	21	9.61	2.76	8.72	2.79	8.37	2.80	7.88	2.76	7.06	2.69
	22	9.76	2.76	8.72	2.79	8.30	2.80	7.83	2.77	7.05	2.71
	24	10.37	2.78	8.83	2.80	8.21	2.81	7.83	2.80	7.19	2.78
2.0 + 4.2 + 4.2	16	10.40	2.88	9.21	2.87	8.74	2.87	8.48	2.80	8.04	2.70
	18	9.74	2.86	8.88	2.87	8.54	2.88	8.12	2.82	7.43	2.73
	20	9.49	2.86	8.69	2.88	8.37	2.89	7.88	2.84	7.07	2.76
	21	9.52	2.86	8.64	2.89	8.29	2.90	7.80	2.86	6.99	2.78
	22	9.67	2.86	8.64	2.89	8.23	2.90	7.76	2.87	6.98	2.81
	24	10.28	2.88	8.74	2.90	8.13	2.91	7.75	2.90	7.12	2.88
2.0 + 4.2 + 5.0	16	10.50	2.77	9.30	2.76	8.82	2.76	8.56	2.70	8.12	2.59
	18	9.83	2.75	8.96	2.76	8.62	2.77	8.20	2.71	7.50	2.62
	20	9.58	2.75	8.77	2.77	8.45	2.78	7.96	2.73	7.14	2.66
	21	9.61	2.75	8.72	2.78	8.37	2.79	7.88	2.75	7.06	2.68
	22	9.76	2.75	8.72	2.78	8.30	2.79	7.83	2.76	7.05	2.70
	24	10.37	2.77	8.83	2.79	8.21	2.80	7.83	2.79	7.19	2.77
2.5 + 2.5 + 2.5	16	10.30	2.95	9.13	2.93	8.66	2.93	8.40	2.86	7.96	2.75
	18	9.64	2.92	8.80	2.94	8.46	2.94	8.04	2.88	7.36	2.78
	20	9.40	2.92	8.60	2.94	8.29	2.95	7.81	2.90	7.01	2.82
	21	9.43	2.92	8.56	2.95	8.21	2.96	7.73	2.92	6.93	2.84
	22	9.58	2.92	8.56	2.95	8.15	2.96	7.68	2.93	6.91	2.87
	24	10.18	2.94	8.66	2.96	8.05	2.97	7.68	2.96	7.05	2.94
2.5 + 2.5 + 3.5	16	10.30	2.87	9.13	2.86	8.66	2.86	8.40	2.79	7.96	2.69
	18	9.64	2.85	8.80	2.86	8.46	2.87	8.04	2.81	7.36	2.72
	20	9.40	2.85	8.60	2.87	8.29	2.88	7.81	2.83	7.01	2.75
	21	9.43	2.85	8.56	2.88	8.21	2.89	7.73	2.85	6.93	2.77
	22	9.58	2.85	8.56	2.88	8.15	2.89	7.68	2.86	6.91	2.80
	24	10.18	2.87	8.66	2.89	8.05	2.90	7.68	2.89	7.05	2.87
2.5 + 2.5 + 4.2	16	10.40	2.91	9.21	2.90	8.74	2.90	8.48	2.83	8.04	2.72
	18	9.74	2.89	8.88	2.91	8.54	2.91	8.12	2.85	7.43	2.75
	20	9.49	2.89	8.69	2.91	8.37	2.92	7.88	2.87	7.07	2.79
	21	9.52	2.89	8.64	2.92	8.29	2.93	7.80	2.89	6.99	2.81
	22	9.67	2.89	8.64	2.92	8.23	2.93	7.76	2.90	6.98	2.84
	24	10.28	2.91	8.74	2.93	8.13	2.94	7.75	2.93	7.12	2.91

Combination (Capacity)	Indoor Air Temp. °C DB	Outdoor Air Temp. °C WB											
		16/15		15/14		10/9		7/6		6/5		2/1	
		Total Q	Input Power	Total Q	Input Power	Total Q	Input Power	Total Q	Input Power	Total Q	Input Power	Total Q	Input Power
2.5 + 2.5 + 5.0	16	19.09	2.23	18.18	2.29	13.64	2.60	10.91	2.79	10.93	2.79	10.98	2.81
	18	18.24	2.26	17.42	2.31	13.31	2.61	10.84	2.78	10.70	2.78	10.18	2.78
	20	17.63	2.29	16.85	2.35	12.94	2.62	10.60	2.78	10.46	2.78	9.91	2.77
	21	17.46	2.32	16.68	2.37	12.77	2.63	10.43	2.78	10.34	2.78	9.97	2.77
	22	17.25	2.36	16.47	2.41	12.56	2.64	10.21	2.78	10.20	2.78	10.18	2.77
	24	17.13	2.44	16.29	2.48	12.14	2.67	9.64	2.78	9.91	2.78	10.99	2.79
2.5 + 2.5 + 6.0	16	19.09	2.23	18.18	2.29	13.64	2.60	10.91	2.79	10.93	2.79	10.98	2.81
	18	18.24	2.26	17.42	2.31	13.31	2.61	10.84	2.78	10.70	2.78	10.18	2.78
	20	17.63	2.29	16.85	2.35	12.94	2.62	10.60	2.78	10.46	2.78	9.91	2.77
	21	17.46	2.32	16.68	2.37	12.77	2.63	10.43	2.78	10.34	2.78	9.97	2.77
	22	17.25	2.36	16.47	2.41	12.56	2.64	10.21	2.78	10.20	2.78	10.18	2.77
	24	17.13	2.44	16.29	2.48	12.14	2.67	9.64	2.78	9.91	2.78	10.99	2.79
2.5 + 3.5 + 3.5	16	18.91	2.30	18.01	2.36	13.51	2.69	10.81	2.88	10.82	2.88	10.87	2.90
	18	18.07	2.33	17.26	2.39	13.18	2.69	10.73	2.87	10.60	2.87	10.08	2.87
	20	17.46	2.37	16.69	2.42	12.82	2.70	10.50	2.87	10.36	2.87	9.81	2.86
	21	17.29	2.40	16.52	2.45	12.65	2.71	10.33	2.87	10.24	2.87	9.88	2.86
	22	17.09	2.44	16.31	2.48	12.44	2.73	10.11	2.87	10.10	2.87	10.08	2.86
	24	16.97	2.52	16.14	2.56	12.02	2.75	9.55	2.87	9.82	2.87	10.89	2.88
2.5 + 3.5 + 4.2	16	18.91	2.29	18.01	2.36	13.51	2.68	10.81	2.87	10.82	2.87	10.87	2.89
	18	18.07	2.32	17.26	2.38	13.18	2.68	10.73	2.86	10.60	2.86	10.08	2.86
	20	17.46	2.36	16.69	2.41	12.82	2.69	10.50	2.86	10.36	2.86	9.81	2.85
	21	17.29	2.39	16.52	2.44	12.65	2.70	10.33	2.86	10.24	2.86	9.88	2.85
	22	17.09	2.43	16.31	2.47	12.44	2.72	10.11	2.86	10.10	2.86	10.08	2.85
	24	16.97	2.51	16.14	2.55	12.02	2.74	9.55	2.86	9.82	2.86	10.89	2.87
2.5 + 3.5 + 5.0	16	19.09	2.21	18.18	2.27	13.64	2.58	10.91	2.77	10.93	2.77	10.98	2.79
	18	18.24	2.24	17.42	2.30	13.31	2.59	10.84	2.76	10.70	2.76	10.18	2.76
	20	17.63	2.28	16.85	2.33	12.94	2.60	10.60	2.76	10.46	2.76	9.91	2.75
	21	17.46	2.30	16.68	2.36	12.77	2.61	10.43	2.76	10.34	2.76	9.97	2.75
	22	17.25	2.34	16.47	2.39	12.56	2.62	10.21	2.76	10.20	2.76	10.18	2.75
	24	17.13	2.43	16.29	2.46	12.14	2.65	9.64	2.76	9.91	2.76	10.99	2.77
2.5 + 4.2 + 4.2	16	18.91	2.29	18.01	2.36	13.51	2.68	10.81	2.87	10.82	2.87	10.87	2.89
	18	18.07	2.32	17.26	2.38	13.18	2.68	10.73	2.86	10.60	2.86	10.08	2.86
	20	17.46	2.36	16.69	2.41	12.82	2.69	10.50	2.86	10.36	2.86	9.81	2.85
	21	17.29	2.39	16.52	2.44	12.65	2.70	10.33	2.86	10.24	2.86	9.88	2.85
	22	17.09	2.43	16.31	2.47	12.44	2.72	10.11	2.86	10.10	2.86	10.08	2.85
	24	16.97	2.51	16.14	2.55	12.02	2.74	9.55	2.86	9.82	2.86	10.89	2.87

Combination (Capacity)	Indoor Air Temp. °C DB	Outdoor Air Temp. °C WB									
		0/-1		-5/-6		-7/-8		-10/-11		-15/-	
		Total Q	Input Power	Total Q	Input Power	Total Q	Input Power	Total Q	Input Power	Total Q	Input Power
2.5 + 2.5 + 5.0	16	10.50	2.80	9.30	2.79	8.82	2.79	8.56	2.73	8.12	2.62
	18	9.83	2.78	8.96	2.79	8.62	2.80	8.20	2.74	7.50	2.65
	20	9.58	2.78	8.77	2.80	8.45	2.81	7.96	2.76	7.14	2.69
	21	9.61	2.78	8.72	2.81	8.37	2.82	7.88	2.78	7.06	2.71
	22	9.76	2.78	8.72	2.81	8.30	2.82	7.83	2.79	7.05	2.73
	24	10.37	2.80	8.83	2.82	8.21	2.83	7.83	2.82	7.19	2.80
2.5 + 2.5 + 6.0	16	10.50	2.80	9.30	2.79	8.82	2.79	8.56	2.73	8.12	2.62
	18	9.83	2.78	8.96	2.79	8.62	2.80	8.20	2.74	7.50	2.65
	20	9.58	2.78	8.77	2.80	8.45	2.81	7.96	2.76	7.14	2.69
	21	9.61	2.78	8.72	2.81	8.37	2.82	7.88	2.78	7.06	2.71
	22	9.76	2.78	8.72	2.81	8.30	2.82	7.83	2.79	7.05	2.73
	24	10.37	2.80	8.83	2.82	8.21	2.83	7.83	2.82	7.19	2.80
2.5 + 3.5 + 3.5	16	10.40	2.89	9.21	2.88	8.74	2.88	8.48	2.81	8.04	2.71
	18	9.74	2.87	8.88	2.89	8.54	2.89	8.12	2.83	7.43	2.73
	20	9.49	2.87	8.69	2.89	8.37	2.90	7.88	2.85	7.07	2.77
	21	9.52	2.87	8.64	2.90	8.29	2.91	7.80	2.87	6.99	2.79
	22	9.67	2.87	8.64	2.90	8.23	2.91	7.76	2.88	6.98	2.82
	24	10.28	2.89	8.74	2.91	8.13	2.92	7.75	2.91	7.12	2.89
2.5 + 3.5 + 4.2	16	10.40	2.88	9.21	2.87	8.74	2.87	8.48	2.80	8.04	2.70
	18	9.74	2.86	8.88	2.87	8.54	2.88	8.12	2.82	7.43	2.73
	20	9.49	2.86	8.69	2.88	8.37	2.89	7.88	2.84	7.07	2.76
	21	9.52	2.86	8.64	2.89	8.29	2.90	7.80	2.86	6.99	2.78
	22	9.67	2.86	8.64	2.89	8.23	2.90	7.76	2.87	6.98	2.81
	24	10.28	2.88	8.74	2.90	8.13	2.91	7.75	2.90	7.12	2.88
2.5 + 3.5 + 5.0	16	10.50	2.78	9.30	2.77	8.82	2.77	8.56	2.71	8.12	2.60
	18	9.83	2.76	8.96	2.77	8.62	2.78	8.20	2.72	7.50	2.63
	20	9.58	2.76	8.77	2.78	8.45	2.79	7.96	2.74	7.14	2.67
	21	9.61	2.76	8.72	2.79	8.37	2.80	7.88	2.76	7.06	2.69
	22	9.76	2.76	8.72	2.79	8.30	2.80	7.83	2.77	7.05	2.71
	24	10.37	2.78	8.83	2.80	8.21	2.81	7.83	2.80	7.19	2.78
2.5 + 4.2 + 4.2	16	10.40	2.88	9.21	2.87	8.74	2.87	8.48	2.80	8.04	2.70
	18	9.74	2.86	8.88	2.87	8.54	2.88	8.12	2.82	7.43	2.73
	20	9.49	2.86	8.69	2.88	8.37	2.89	7.88	2.84	7.07	2.76
	21	9.52	2.86	8.64	2.89	8.29	2.90	7.80	2.86	6.99	2.78
	22	9.67	2.86	8.64	2.89	8.23	2.90	7.76	2.87	6.98	2.81
	24	10.28	2.88	8.74	2.90	8.13	2.91	7.75	2.90	7.12	2.88

Combination (Capacity)	Indoor Air Temp. °C DB	Outdoor Air Temp. °C WB											
		16/15		15/14		10/9		7/6		6/5		2/1	
		Total Q	Input Power	Total Q	Input Power	Total Q	Input Power	Total Q	Input Power	Total Q	Input Power	Total Q	Input Power
3.5 + 3.5 + 3.5	16	18.91	2.28	18.01	2.35	13.51	2.67	10.81	2.86	10.82	2.86	10.87	2.88
	18	18.07	2.31	17.26	2.37	13.18	2.67	10.73	2.85	10.60	2.85	10.08	2.85
	20	17.46	2.35	16.69	2.41	12.82	2.68	10.50	2.85	10.36	2.85	9.81	2.84
	21	17.29	2.38	16.52	2.43	12.65	2.69	10.33	2.85	10.24	2.85	9.88	2.84
	22	17.09	2.42	16.31	2.47	12.44	2.71	10.11	2.85	10.10	2.85	10.08	2.84
	24	16.97	2.50	16.14	2.54	12.02	2.73	9.55	2.85	9.82	2.85	10.89	2.86
3.5 + 3.5 + 4.2	16	18.91	2.24	18.01	2.31	13.51	2.62	10.81	2.81	10.82	2.81	10.87	2.83
	18	18.07	2.27	17.26	2.33	13.18	2.62	10.73	2.80	10.60	2.80	10.08	2.80
	20	17.46	2.31	16.69	2.36	12.82	2.64	10.50	2.80	10.36	2.80	9.81	2.79
	21	17.29	2.34	16.52	2.39	12.65	2.65	10.33	2.80	10.24	2.80	9.88	2.79
	22	17.09	2.38	16.31	2.42	12.44	2.66	10.11	2.80	10.10	2.80	10.08	2.79
	24	16.97	2.46	16.14	2.50	12.02	2.69	9.55	2.80	9.82	2.80	10.89	2.81
1.6 + 1.6 + 1.6 + 1.6	16	19.09	2.16	18.18	2.22	13.64	2.52	10.91	2.70	10.93	2.70	10.98	2.72
	18	18.24	2.18	17.42	2.24	13.31	2.52	10.84	2.69	10.70	2.69	10.18	2.69
	20	17.63	2.22	16.85	2.27	12.94	2.53	10.60	2.69	10.46	2.69	9.91	2.68
	21	17.46	2.25	16.68	2.30	12.77	2.54	10.43	2.69	10.34	2.69	9.97	2.68
	22	17.25	2.28	16.47	2.33	12.56	2.55	10.21	2.69	10.20	2.69	10.18	2.68
	24	17.13	2.36	16.29	2.40	12.14	2.58	9.64	2.69	9.91	2.69	10.99	2.70
1.6 + 1.6 + 1.6 + 2.0	16	19.09	2.15	18.18	2.21	13.64	2.51	10.91	2.69	10.93	2.69	10.98	2.71
	18	18.24	2.17	17.42	2.23	13.31	2.51	10.84	2.68	10.70	2.68	10.18	2.68
	20	17.63	2.21	16.85	2.26	12.94	2.52	10.60	2.68	10.46	2.68	9.91	2.67
	21	17.46	2.24	16.68	2.29	12.77	2.53	10.43	2.68	10.34	2.68	9.97	2.67
	22	17.25	2.27	16.47	2.32	12.56	2.54	10.21	2.68	10.20	2.68	10.18	2.67
	24	17.13	2.36	16.29	2.39	12.14	2.57	9.64	2.68	9.91	2.68	10.99	2.69
1.6 + 1.6 + 1.6 + 2.5	16	19.09	2.15	18.18	2.21	13.64	2.51	10.91	2.69	10.93	2.69	10.98	2.71
	18	18.24	2.17	17.42	2.23	13.31	2.51	10.84	2.68	10.70	2.68	10.18	2.68
	20	17.63	2.21	16.85	2.26	12.94	2.52	10.60	2.68	10.46	2.68	9.91	2.67
	21	17.46	2.24	16.68	2.29	12.77	2.53	10.43	2.68	10.34	2.68	9.97	2.67
	22	17.25	2.27	16.47	2.32	12.56	2.54	10.21	2.68	10.20	2.68	10.18	2.67
	24	17.13	2.36	16.29	2.39	12.14	2.57	9.64	2.68	9.91	2.68	10.99	2.69
1.6 + 1.6 + 1.6 + 3.5	16	19.09	2.13	18.18	2.19	13.64	2.49	10.91	2.67	10.93	2.67	10.98	2.69
	18	18.24	2.16	17.42	2.21	13.31	2.49	10.84	2.66	10.70	2.66	10.18	2.66
	20	17.63	2.19	16.85	2.25	12.94	2.50	10.60	2.66	10.46	2.66	9.91	2.65
	21	17.46	2.22	16.68	2.27	12.77	2.51	10.43	2.66	10.34	2.66	9.97	2.65
	22	17.25	2.26	16.47	2.30	12.56	2.53	10.21	2.66	10.20	2.66	10.18	2.65
	24	17.13	2.34	16.29	2.37	12.14	2.55	9.64	2.66	9.91	2.66	10.99	2.67

Combination (Capacity)	Indoor Air Temp. °C DB	Outdoor Air Temp. °C WB									
		0/-1		-5/-6		-7/-8		-10/-11		-15/-	
		Total Q	Input Power	Total Q	Input Power	Total Q	Input Power	Total Q	Input Power	Total Q	Input Power
3.5 + 3.5 + 3.5	16	10.40	2.87	9.21	2.86	8.74	2.86	8.48	2.79	8.04	2.69
	18	9.74	2.85	8.88	2.86	8.54	2.87	8.12	2.81	7.43	2.72
	20	9.49	2.85	8.69	2.87	8.37	2.88	7.88	2.83	7.07	2.75
	21	9.52	2.85	8.64	2.88	8.29	2.89	7.80	2.85	6.99	2.77
	22	9.67	2.85	8.64	2.88	8.23	2.89	7.76	2.86	6.98	2.80
	24	10.28	2.87	8.74	2.89	8.13	2.90	7.75	2.89	7.12	2.87
3.5 + 3.5 + 4.2	16	10.40	2.82	9.21	2.81	8.74	2.81	8.48	2.75	8.04	2.64
	18	9.74	2.80	8.88	2.81	8.54	2.82	8.12	2.76	7.43	2.67
	20	9.49	2.80	8.69	2.82	8.37	2.83	7.88	2.78	7.07	2.71
	21	9.52	2.80	8.64	2.83	8.29	2.84	7.80	2.80	6.99	2.72
	22	9.67	2.80	8.64	2.83	8.23	2.84	7.76	2.81	6.98	2.75
	24	10.28	2.82	8.74	2.84	8.13	2.85	7.75	2.84	7.12	2.82
1.6 + 1.6 + 1.6 + 1.6	16	10.50	2.71	9.30	2.70	8.82	2.70	8.56	2.64	8.12	2.54
	18	9.83	2.69	8.96	2.70	8.62	2.71	8.20	2.65	7.50	2.56
	20	9.58	2.69	8.77	2.71	8.45	2.72	7.96	2.67	7.14	2.60
	21	9.61	2.69	8.72	2.72	8.37	2.73	7.88	2.69	7.06	2.62
	22	9.76	2.69	8.72	2.72	8.30	2.73	7.83	2.70	7.05	2.64
	24	10.37	2.71	8.83	2.73	8.21	2.74	7.83	2.73	7.19	2.71
1.6 + 1.6 + 1.6 + 2.0	16	10.50	2.70	9.30	2.69	8.82	2.69	8.56	2.63	8.12	2.53
	18	9.83	2.68	8.96	2.69	8.62	2.70	8.20	2.64	7.50	2.55
	20	9.58	2.68	8.77	2.70	8.45	2.71	7.96	2.66	7.14	2.59
	21	9.61	2.68	8.72	2.71	8.37	2.72	7.88	2.68	7.06	2.61
	22	9.76	2.68	8.72	2.71	8.30	2.72	7.83	2.69	7.05	2.63
	24	10.37	2.70	8.83	2.72	8.21	2.73	7.83	2.71	7.19	2.70
1.6 + 1.6 + 1.6 + 2.5	16	10.50	2.70	9.30	2.69	8.82	2.69	8.56	2.63	8.12	2.53
	18	9.83	2.68	8.96	2.69	8.62	2.70	8.20	2.64	7.50	2.55
	20	9.58	2.68	8.77	2.70	8.45	2.71	7.96	2.66	7.14	2.59
	21	9.61	2.68	8.72	2.71	8.37	2.72	7.88	2.68	7.06	2.61
	22	9.76	2.68	8.72	2.71	8.30	2.72	7.83	2.69	7.05	2.63
	24	10.37	2.70	8.83	2.72	8.21	2.73	7.83	2.71	7.19	2.70
1.6 + 1.6 + 1.6 + 3.5	16	10.50	2.68	9.30	2.67	8.82	2.67	8.56	2.61	8.12	2.51
	18	9.83	2.66	8.96	2.67	8.62	2.68	8.20	2.62	7.50	2.53
	20	9.58	2.66	8.77	2.68	8.45	2.69	7.96	2.64	7.14	2.57
	21	9.61	2.66	8.72	2.69	8.37	2.70	7.88	2.66	7.06	2.59
	22	9.76	2.66	8.72	2.69	8.30	2.70	7.83	2.67	7.05	2.62
	24	10.37	2.68	8.83	2.70	8.21	2.70	7.83	2.69	7.19	2.68

Combination (Capacity)	Indoor Air Temp. °C DB	Outdoor Air Temp. °C WB											
		16/15		15/14		10/9		7/6		6/5		2/1	
		Total Q	Input Power	Total Q	Input Power	Total Q	Input Power	Total Q	Input Power	Total Q	Input Power	Total Q	Input Power
1.6 + 1.6 + 1.6 + 4.2	16	19.09	2.12	18.18	2.18	13.64	2.48	10.91	2.66	10.93	2.66	10.98	2.68
	18	18.24	2.15	17.42	2.21	13.31	2.48	10.84	2.65	10.70	2.65	10.18	2.65
	20	17.63	2.19	16.85	2.24	12.94	2.50	10.60	2.65	10.46	2.65	9.91	2.64
	21	17.46	2.21	16.68	2.26	12.77	2.50	10.43	2.65	10.34	2.65	9.97	2.64
	22	17.25	2.25	16.47	2.29	12.56	2.52	10.21	2.65	10.20	2.65	10.18	2.64
	24	17.13	2.33	16.29	2.36	12.14	2.54	9.64	2.65	9.91	2.65	10.99	2.66
1.6 + 1.6 + 1.6 + 5.0	16	19.09	2.04	18.18	2.10	13.64	2.39	10.91	2.56	10.93	2.56	10.98	2.58
	18	18.24	2.07	17.42	2.12	13.31	2.39	10.84	2.55	10.70	2.55	10.18	2.55
	20	17.63	2.10	16.85	2.15	12.94	2.40	10.60	2.55	10.46	2.55	9.91	2.54
	21	17.46	2.13	16.68	2.18	12.77	2.41	10.43	2.55	10.34	2.55	9.97	2.54
	22	17.25	2.16	16.47	2.21	12.56	2.42	10.21	2.55	10.20	2.55	10.18	2.54
	24	17.13	2.24	16.29	2.28	12.14	2.45	9.64	2.55	9.91	2.55	10.99	2.56
1.6 + 1.6 + 1.6 + 6.0	16	19.09	2.04	18.18	2.10	13.64	2.39	10.91	2.56	10.93	2.56	10.98	2.58
	18	18.24	2.07	17.42	2.12	13.31	2.39	10.84	2.55	10.70	2.55	10.18	2.55
	20	17.63	2.10	16.85	2.15	12.94	2.40	10.60	2.55	10.46	2.55	9.91	2.54
	21	17.46	2.13	16.68	2.18	12.77	2.41	10.43	2.55	10.34	2.55	9.97	2.54
	22	17.25	2.16	16.47	2.21	12.56	2.42	10.21	2.55	10.20	2.55	10.18	2.54
	24	17.13	2.24	16.29	2.28	12.14	2.45	9.64	2.55	9.91	2.55	10.99	2.56
1.6 + 1.6 + 2.0 + 2.0	16	19.09	2.14	18.18	2.20	13.64	2.50	10.91	2.68	10.93	2.68	10.98	2.70
	18	18.24	2.17	17.42	2.22	13.31	2.50	10.84	2.67	10.70	2.67	10.18	2.67
	20	17.63	2.20	16.85	2.25	12.94	2.51	10.60	2.67	10.46	2.67	9.91	2.66
	21	17.46	2.23	16.68	2.28	12.77	2.52	10.43	2.67	10.34	2.67	9.97	2.66
	22	17.25	2.27	16.47	2.31	12.56	2.54	10.21	2.67	10.20	2.67	10.18	2.66
	24	17.13	2.35	16.29	2.38	12.14	2.56	9.64	2.67	9.91	2.67	10.99	2.68
1.6 + 1.6 + 2.0 + 2.5	16	19.09	2.14	18.18	2.20	13.64	2.50	10.91	2.68	10.93	2.68	10.98	2.70
	18	18.24	2.17	17.42	2.22	13.31	2.50	10.84	2.67	10.70	2.67	10.18	2.67
	20	17.63	2.20	16.85	2.25	12.94	2.51	10.60	2.67	10.46	2.67	9.91	2.66
	21	17.46	2.23	16.68	2.28	12.77	2.52	10.43	2.67	10.34	2.67	9.97	2.66
	22	17.25	2.27	16.47	2.31	12.56	2.54	10.21	2.67	10.20	2.67	10.18	2.66
	24	17.13	2.35	16.29	2.38	12.14	2.56	9.64	2.67	9.91	2.67	10.99	2.68
1.6 + 1.6 + 2.0 + 3.5	16	19.09	2.12	18.18	2.18	13.64	2.48	10.91	2.66	10.93	2.66	10.98	2.68
	18	18.24	2.15	17.42	2.21	13.31	2.48	10.84	2.65	10.70	2.65	10.18	2.65
	20	17.63	2.19	16.85	2.24	12.94	2.50	10.60	2.65	10.46	2.65	9.91	2.64
	21	17.46	2.21	16.68	2.26	12.77	2.50	10.43	2.65	10.34	2.65	9.97	2.64
	22	17.25	2.25	16.47	2.29	12.56	2.52	10.21	2.65	10.20	2.65	10.18	2.64
	24	17.13	2.33	16.29	2.36	12.14	2.54	9.64	2.65	9.91	2.65	10.99	2.66

Combination (Capacity)	Indoor Air Temp. °C DB	Outdoor Air Temp. °C WB									
		0/-1		-5/-6		-7/-8		-10/-11		-15/-	
		Total Q	Input Power	Total Q	Input Power	Total Q	Input Power	Total Q	Input Power	Total Q	Input Power
1.6 + 1.6 + 1.6 + 4.2	16	10.50	2.67	9.30	2.66	8.82	2.66	8.56	2.60	8.12	2.50
	18	9.83	2.65	8.96	2.66	8.62	2.67	8.20	2.61	7.50	2.53
	20	9.58	2.65	8.77	2.67	8.45	2.68	7.96	2.63	7.14	2.56
	21	9.61	2.65	8.72	2.68	8.37	2.69	7.88	2.65	7.06	2.58
	22	9.76	2.65	8.72	2.68	8.30	2.69	7.83	2.66	7.05	2.61
	24	10.37	2.67	8.83	2.69	8.21	2.69	7.83	2.68	7.19	2.67
1.6 + 1.6 + 1.6 + 5.0	16	10.50	2.57	9.30	2.56	8.82	2.56	8.56	2.50	8.12	2.40
	18	9.83	2.55	8.96	2.56	8.62	2.57	8.20	2.52	7.50	2.43
	20	9.58	2.55	8.77	2.57	8.45	2.58	7.96	2.53	7.14	2.46
	21	9.61	2.55	8.72	2.57	8.37	2.58	7.88	2.55	7.06	2.48
	22	9.76	2.55	8.72	2.57	8.30	2.58	7.83	2.56	7.05	2.51
	24	10.37	2.57	8.83	2.59	8.21	2.59	7.83	2.58	7.19	2.57
1.6 + 1.6 + 1.6 + 6.0	16	10.50	2.57	9.30	2.56	8.82	2.56	8.56	2.50	8.12	2.40
	18	9.83	2.55	8.96	2.56	8.62	2.57	8.20	2.52	7.50	2.43
	20	9.58	2.55	8.77	2.57	8.45	2.58	7.96	2.53	7.14	2.46
	21	9.61	2.55	8.72	2.57	8.37	2.58	7.88	2.55	7.06	2.48
	22	9.76	2.55	8.72	2.57	8.30	2.58	7.83	2.56	7.05	2.51
	24	10.37	2.57	8.83	2.59	8.21	2.59	7.83	2.58	7.19	2.57
1.6 + 1.6 + 2.0 + 2.0	16	10.50	2.69	9.30	2.68	8.82	2.68	8.56	2.62	8.12	2.52
	18	9.83	2.67	8.96	2.68	8.62	2.69	8.20	2.63	7.50	2.54
	20	9.58	2.67	8.77	2.69	8.45	2.70	7.96	2.65	7.14	2.58
	21	9.61	2.67	8.72	2.70	8.37	2.71	7.88	2.67	7.06	2.60
	22	9.76	2.67	8.72	2.70	8.30	2.71	7.83	2.68	7.05	2.63
	24	10.37	2.69	8.83	2.71	8.21	2.71	7.83	2.70	7.19	2.69
1.6 + 1.6 + 2.0 + 2.5	16	10.50	2.69	9.30	2.68	8.82	2.68	8.56	2.62	8.12	2.52
	18	9.83	2.67	8.96	2.68	8.62	2.69	8.20	2.63	7.50	2.54
	20	9.58	2.67	8.77	2.69	8.45	2.70	7.96	2.65	7.14	2.58
	21	9.61	2.67	8.72	2.70	8.37	2.71	7.88	2.67	7.06	2.60
	22	9.76	2.67	8.72	2.70	8.30	2.71	7.83	2.68	7.05	2.63
	24	10.37	2.69	8.83	2.71	8.21	2.71	7.83	2.70	7.19	2.69
1.6 + 1.6 + 2.0 + 3.5	16	10.50	2.67	9.30	2.66	8.82	2.66	8.56	2.60	8.12	2.50
	18	9.83	2.65	8.96	2.66	8.62	2.67	8.20	2.61	7.50	2.53
	20	9.58	2.65	8.77	2.67	8.45	2.68	7.96	2.63	7.14	2.56
	21	9.61	2.65	8.72	2.68	8.37	2.69	7.88	2.65	7.06	2.58
	22	9.76	2.65	8.72	2.68	8.30	2.69	7.83	2.66	7.05	2.61
	24	10.37	2.67	8.83	2.69	8.21	2.69	7.83	2.68	7.19	2.67

Combination (Capacity)	Indoor Air Temp. °C DB	Outdoor Air Temp. °C WB											
		16/15		15/14		10/9		7/6		6/5		2/1	
		Total Q	Input Power	Total Q	Input Power	Total Q	Input Power	Total Q	Input Power	Total Q	Input Power	Total Q	Input Power
1.6 + 1.6 + 2.0 + 4.2	16	19.09	2.12	18.18	2.17	13.64	2.47	10.91	2.65	10.93	2.65	10.98	2.67
	18	18.24	2.14	17.42	2.20	13.31	2.47	10.84	2.64	10.70	2.64	10.18	2.64
	20	17.63	2.18	16.85	2.23	12.94	2.49	10.60	2.64	10.46	2.64	9.91	2.63
	21	17.46	2.20	16.68	2.25	12.77	2.49	10.43	2.64	10.34	2.64	9.97	2.63
	22	17.25	2.24	16.47	2.28	12.56	2.51	10.21	2.64	10.20	2.64	10.18	2.63
	24	17.13	2.32	16.29	2.36	12.14	2.53	9.64	2.64	9.91	2.64	10.99	2.65
1.6 + 1.6 + 2.0 + 5.0	16	19.09	2.04	18.18	2.09	13.64	2.38	10.91	2.55	10.93	2.55	10.98	2.57
	18	18.24	2.06	17.42	2.11	13.31	2.38	10.84	2.54	10.70	2.54	10.18	2.54
	20	17.63	2.10	16.85	2.14	12.94	2.39	10.60	2.54	10.46	2.54	9.91	2.53
	21	17.46	2.12	16.68	2.17	12.77	2.40	10.43	2.54	10.34	2.54	9.97	2.53
	22	17.25	2.16	16.47	2.20	12.56	2.41	10.21	2.54	10.20	2.54	10.18	2.53
	24	17.13	2.23	16.29	2.27	12.14	2.44	9.64	2.54	9.91	2.54	10.99	2.55
1.6 + 1.6 + 2.0 + 6.0	16	19.09	2.04	18.18	2.09	13.64	2.38	10.91	2.55	10.93	2.55	10.98	2.57
	18	18.24	2.06	17.42	2.11	13.31	2.38	10.84	2.54	10.70	2.54	10.18	2.54
	20	17.63	2.10	16.85	2.14	12.94	2.39	10.60	2.54	10.46	2.54	9.91	2.53
	21	17.46	2.12	16.68	2.17	12.77	2.40	10.43	2.54	10.34	2.54	9.97	2.53
	22	17.25	2.16	16.47	2.20	12.56	2.41	10.21	2.54	10.20	2.54	10.18	2.53
	24	17.13	2.23	16.29	2.27	12.14	2.44	9.64	2.54	9.91	2.54	10.99	2.55
1.6 + 1.6 + 2.5 + 2.5	16	19.09	2.14	18.18	2.20	13.64	2.50	10.91	2.68	10.93	2.68	10.98	2.70
	18	18.24	2.17	17.42	2.22	13.31	2.50	10.84	2.67	10.70	2.67	10.18	2.67
	20	17.63	2.20	16.85	2.25	12.94	2.51	10.60	2.67	10.46	2.67	9.91	2.66
	21	17.46	2.23	16.68	2.28	12.77	2.52	10.43	2.67	10.34	2.67	9.97	2.66
	22	17.25	2.27	16.47	2.31	12.56	2.54	10.21	2.67	10.20	2.67	10.18	2.66
	24	17.13	2.35	16.29	2.38	12.14	2.56	9.64	2.67	9.91	2.67	10.99	2.68
1.6 + 1.6 + 2.5 + 3.5	16	19.09	2.12	18.18	2.18	13.64	2.48	10.91	2.66	10.93	2.66	10.98	2.68
	18	18.24	2.15	17.42	2.21	13.31	2.48	10.84	2.65	10.70	2.65	10.18	2.65
	20	17.63	2.19	16.85	2.24	12.94	2.50	10.60	2.65	10.46	2.65	9.91	2.64
	21	17.46	2.21	16.68	2.26	12.77	2.50	10.43	2.65	10.34	2.65	9.97	2.64
	22	17.25	2.25	16.47	2.29	12.56	2.52	10.21	2.65	10.20	2.65	10.18	2.64
	24	17.13	2.33	16.29	2.36	12.14	2.54	9.64	2.65	9.91	2.65	10.99	2.66
1.6 + 1.6 + 2.5 + 4.0	16	19.09	2.12	18.18	2.17	13.64	2.47	10.91	2.65	10.93	2.65	10.98	2.67
	18	18.24	2.14	17.42	2.20	13.31	2.47	10.84	2.64	10.70	2.64	10.18	2.64
	20	17.63	2.18	16.85	2.23	12.94	2.49	10.60	2.64	10.46	2.64	9.91	2.63
	21	17.46	2.20	16.68	2.25	12.77	2.49	10.43	2.64	10.34	2.64	9.97	2.63
	22	17.25	2.24	16.47	2.28	12.56	2.51	10.21	2.64	10.20	2.64	10.18	2.63
	24	17.13	2.32	16.29	2.36	12.14	2.53	9.64	2.64	9.91	2.64	10.99	2.65

Combination (Capacity)	Indoor Air Temp. °C DB	Outdoor Air Temp. °C WB									
		0/-1		-5/-6		-7/-8		-10/-11		-15/-	
		Total Q	Input Power	Total Q	Input Power	Total Q	Input Power	Total Q	Input Power	Total Q	Input Power
1.6 + 1.6 + 2.0 + 4.2	16	10.50	2.66	9.30	2.65	8.82	2.65	8.56	2.59	8.12	2.49
	18	9.83	2.64	8.96	2.65	8.62	2.66	8.20	2.60	7.50	2.52
	20	9.58	2.64	8.77	2.66	8.45	2.67	7.96	2.62	7.14	2.55
	21	9.61	2.64	8.72	2.67	8.37	2.68	7.88	2.64	7.06	2.57
	22	9.76	2.64	8.72	2.67	8.30	2.68	7.83	2.65	7.05	2.60
	24	10.37	2.66	8.83	2.68	8.21	2.68	7.83	2.67	7.19	2.66
1.6 + 1.6 + 2.0 + 5.0	16	10.50	2.56	9.30	2.55	8.82	2.55	8.56	2.49	8.12	2.39
	18	9.83	2.54	8.96	2.55	8.62	2.56	8.20	2.51	7.50	2.42
	20	9.58	2.54	8.77	2.56	8.45	2.57	7.96	2.52	7.14	2.45
	21	9.61	2.54	8.72	2.56	8.37	2.57	7.88	2.54	7.06	2.47
	22	9.76	2.54	8.72	2.56	8.30	2.57	7.83	2.55	7.05	2.50
	24	10.37	2.56	8.83	2.58	8.21	2.58	7.83	2.57	7.19	2.56
1.6 + 1.6 + 2.0 + 6.0	16	10.50	2.56	9.30	2.55	8.82	2.55	8.56	2.49	8.12	2.39
	18	9.83	2.54	8.96	2.55	8.62	2.56	8.20	2.51	7.50	2.42
	20	9.58	2.54	8.77	2.56	8.45	2.57	7.96	2.52	7.14	2.45
	21	9.61	2.54	8.72	2.56	8.37	2.57	7.88	2.54	7.06	2.47
	22	9.76	2.54	8.72	2.56	8.30	2.57	7.83	2.55	7.05	2.50
	24	10.37	2.56	8.83	2.58	8.21	2.58	7.83	2.57	7.19	2.56
1.6 + 1.6 + 2.5 + 2.5	16	10.50	2.69	9.30	2.68	8.82	2.68	8.56	2.62	8.12	2.52
	18	9.83	2.67	8.96	2.68	8.62	2.69	8.20	2.63	7.50	2.54
	20	9.58	2.67	8.77	2.69	8.45	2.70	7.96	2.65	7.14	2.58
	21	9.61	2.67	8.72	2.70	8.37	2.71	7.88	2.67	7.06	2.60
	22	9.76	2.67	8.72	2.70	8.30	2.71	7.83	2.68	7.05	2.63
	24	10.37	2.69	8.83	2.71	8.21	2.71	7.83	2.70	7.19	2.69
1.6 + 1.6 + 2.5 + 3.5	16	10.50	2.67	9.30	2.66	8.82	2.66	8.56	2.60	8.12	2.50
	18	9.83	2.65	8.96	2.66	8.62	2.67	8.20	2.61	7.50	2.53
	20	9.58	2.65	8.77	2.67	8.45	2.68	7.96	2.63	7.14	2.56
	21	9.61	2.65	8.72	2.68	8.37	2.69	7.88	2.65	7.06	2.58
	22	9.76	2.65	8.72	2.68	8.30	2.69	7.83	2.66	7.05	2.61
	24	10.37	2.67	8.83	2.69	8.21	2.69	7.83	2.68	7.19	2.67
1.6 + 1.6 + 2.5 + 4.0	16	10.50	2.66	9.30	2.65	8.82	2.65	8.56	2.59	8.12	2.49
	18	9.83	2.64	8.96	2.65	8.62	2.66	8.20	2.60	7.50	2.52
	20	9.58	2.64	8.77	2.66	8.45	2.67	7.96	2.62	7.14	2.55
	21	9.61	2.64	8.72	2.67	8.37	2.68	7.88	2.64	7.06	2.57
	22	9.76	2.64	8.72	2.67	8.30	2.68	7.83	2.65	7.05	2.60
	24	10.37	2.66	8.83	2.68	8.21	2.68	7.83	2.67	7.19	2.66

Combination (Capacity)	Indoor Air Temp. °C DB	Outdoor Air Temp. °C WB											
		16/15		15/14		10/9		7/6		6/5		2/1	
		Total Q	Input Power	Total Q	Input Power	Total Q	Input Power	Total Q	Input Power	Total Q	Input Power	Total Q	Input Power
1.6 + 1.6 + 2.5 + 5.0	16	19.09	2.04	18.18	2.09	13.64	2.38	10.91	2.55	10.93	2.55	10.98	2.57
	18	18.24	2.06	17.42	2.11	13.31	2.38	10.84	2.54	10.70	2.54	10.18	2.54
	20	17.63	2.10	16.85	2.14	12.94	2.39	10.60	2.54	10.46	2.54	9.91	2.53
	21	17.46	2.12	16.68	2.17	12.77	2.40	10.43	2.54	10.34	2.54	9.97	2.53
	22	17.25	2.16	16.47	2.20	12.56	2.41	10.21	2.54	10.20	2.54	10.18	2.53
	24	17.13	2.23	16.29	2.27	12.14	2.44	9.64	2.54	9.91	2.54	10.99	2.55
1.6 + 1.6 + 3.5 + 3.5	16	19.09	2.10	18.18	2.16	13.64	2.45	10.91	2.63	10.93	2.63	10.98	2.65
	18	18.24	2.13	17.42	2.18	13.31	2.46	10.84	2.62	10.70	2.62	10.18	2.62
	20	17.63	2.16	16.85	2.21	12.94	2.47	10.60	2.62	10.46	2.62	9.91	2.61
	21	17.46	2.19	16.68	2.24	12.77	2.48	10.43	2.62	10.34	2.62	9.97	2.61
	22	17.25	2.22	16.47	2.27	12.56	2.49	10.21	2.62	10.20	2.62	10.18	2.61
	24	17.13	2.30	16.29	2.34	12.14	2.51	9.64	2.62	9.91	2.62	10.99	2.63
1.6 + 1.6 + 3.2 + 4.2	16	19.09	2.09	18.18	2.15	13.64	2.44	10.91	2.62	10.93	2.62	10.98	2.64
	18	18.24	2.12	17.42	2.17	13.31	2.45	10.84	2.61	10.70	2.61	10.18	2.61
	20	17.63	2.15	16.85	2.20	12.94	2.46	10.60	2.61	10.46	2.61	9.91	2.60
	21	17.46	2.18	16.68	2.23	12.77	2.47	10.43	2.61	10.34	2.61	9.97	2.60
	22	17.25	2.21	16.47	2.26	12.56	2.48	10.21	2.61	10.20	2.61	10.18	2.60
	24	17.13	2.29	16.29	2.33	12.14	2.50	9.64	2.61	9.91	2.61	10.99	2.62
1.6 + 2.0 + 2.0 + 2.0	16	19.09	2.14	18.18	2.20	13.64	2.50	10.91	2.68	10.93	2.68	10.98	2.70
	18	18.24	2.17	17.42	2.22	13.31	2.50	10.84	2.67	10.70	2.67	10.18	2.67
	20	17.63	2.20	16.85	2.25	12.94	2.51	10.60	2.67	10.46	2.67	9.91	2.66
	21	17.46	2.23	16.68	2.28	12.77	2.52	10.43	2.67	10.34	2.67	9.97	2.66
	22	17.25	2.27	16.47	2.31	12.56	2.54	10.21	2.67	10.20	2.67	10.18	2.66
	24	17.13	2.35	16.29	2.38	12.14	2.56	9.64	2.67	9.91	2.67	10.99	2.68
1.6 + 2.0 + 2.0 + 2.5	16	19.09	2.14	18.18	2.20	13.64	2.50	10.91	2.68	10.93	2.68	10.98	2.70
	18	18.24	2.17	17.42	2.22	13.31	2.50	10.84	2.67	10.70	2.67	10.18	2.67
	20	17.63	2.20	16.85	2.25	12.94	2.51	10.60	2.67	10.46	2.67	9.91	2.66
	21	17.46	2.23	16.68	2.28	12.77	2.52	10.43	2.67	10.34	2.67	9.97	2.66
	22	17.25	2.27	16.47	2.31	12.56	2.54	10.21	2.67	10.20	2.67	10.18	2.66
	24	17.13	2.35	16.29	2.38	12.14	2.56	9.64	2.67	9.91	2.67	10.99	2.68
1.6 + 2.0 + 2.0 + 3.5	16	19.09	2.12	18.18	2.17	13.64	2.47	10.91	2.65	10.93	2.65	10.98	2.67
	18	18.24	2.14	17.42	2.20	13.31	2.47	10.84	2.64	10.70	2.64	10.18	2.64
	20	17.63	2.18	16.85	2.23	12.94	2.49	10.60	2.64	10.46	2.64	9.91	2.63
	21	17.46	2.20	16.68	2.25	12.77	2.49	10.43	2.64	10.34	2.64	9.97	2.63
	22	17.25	2.24	16.47	2.28	12.56	2.51	10.21	2.64	10.20	2.64	10.18	2.63
	24	17.13	2.32	16.29	2.36	12.14	2.53	9.64	2.64	9.91	2.64	10.99	2.65

Combination (Capacity)	Indoor Air Temp. °C DB	Outdoor Air Temp. °C WB									
		0/-1		-5/-6		-7/-8		-10/-11		-15/-	
		Total Q	Input Power	Total Q	Input Power	Total Q	Input Power	Total Q	Input Power	Total Q	Input Power
1.6 + 1.6 + 2.5 + 5.0	16	10.50	2.56	9.30	2.55	8.82	2.55	8.56	2.49	8.12	2.39
	18	9.83	2.54	8.96	2.55	8.62	2.56	8.20	2.51	7.50	2.42
	20	9.58	2.54	8.77	2.56	8.45	2.57	7.96	2.52	7.14	2.45
	21	9.61	2.54	8.72	2.56	8.37	2.57	7.88	2.54	7.06	2.47
	22	9.76	2.54	8.72	2.56	8.30	2.57	7.83	2.55	7.05	2.50
	24	10.37	2.56	8.83	2.58	8.21	2.58	7.83	2.57	7.19	2.56
1.6 + 1.6 + 3.5 + 3.5	16	10.50	2.64	9.30	2.63	8.82	2.63	8.56	2.57	8.12	2.47
	18	9.83	2.62	8.96	2.63	8.62	2.64	8.20	2.58	7.50	2.50
	20	9.58	2.62	8.77	2.64	8.45	2.65	7.96	2.60	7.14	2.53
	21	9.61	2.62	8.72	2.65	8.37	2.66	7.88	2.62	7.06	2.55
	22	9.76	2.62	8.72	2.65	8.30	2.66	7.83	2.63	7.05	2.58
	24	10.37	2.64	8.83	2.66	8.21	2.66	7.83	2.65	7.19	2.64
1.6 + 1.6 + 3.2 + 4.2	16	10.50	2.63	9.30	2.62	8.82	2.62	8.56	2.56	8.12	2.46
	18	9.83	2.61	8.96	2.62	8.62	2.63	8.20	2.57	7.50	2.49
	20	9.58	2.61	8.77	2.63	8.45	2.64	7.96	2.59	7.14	2.52
	21	9.61	2.61	8.72	2.64	8.37	2.65	7.88	2.61	7.06	2.54
	22	9.76	2.61	8.72	2.64	8.30	2.65	7.83	2.62	7.05	2.57
	24	10.37	2.63	8.83	2.65	8.21	2.65	7.83	2.64	7.19	2.63
1.6 + 2.0 + 2.0 + 2.0	16	10.50	2.69	9.30	2.68	8.82	2.68	8.56	2.62	8.12	2.52
	18	9.83	2.67	8.96	2.68	8.62	2.69	8.20	2.63	7.50	2.54
	20	9.58	2.67	8.77	2.69	8.45	2.70	7.96	2.65	7.14	2.58
	21	9.61	2.67	8.72	2.70	8.37	2.71	7.88	2.67	7.06	2.60
	22	9.76	2.67	8.72	2.70	8.30	2.71	7.83	2.68	7.05	2.63
	24	10.37	2.69	8.83	2.71	8.21	2.71	7.83	2.70	7.19	2.69
1.6 + 2.0 + 2.0 + 2.5	16	10.50	2.69	9.30	2.68	8.82	2.68	8.56	2.62	8.12	2.52
	18	9.83	2.67	8.96	2.68	8.62	2.69	8.20	2.63	7.50	2.54
	20	9.58	2.67	8.77	2.69	8.45	2.70	7.96	2.65	7.14	2.58
	21	9.61	2.67	8.72	2.70	8.37	2.71	7.88	2.67	7.06	2.60
	22	9.76	2.67	8.72	2.70	8.30	2.71	7.83	2.68	7.05	2.63
	24	10.37	2.69	8.83	2.71	8.21	2.71	7.83	2.70	7.19	2.69
1.6 + 2.0 + 2.0 + 3.5	16	10.50	2.66	9.30	2.65	8.82	2.65	8.56	2.59	8.12	2.49
	18	9.83	2.64	8.96	2.65	8.62	2.66	8.20	2.60	7.50	2.52
	20	9.58	2.64	8.77	2.66	8.45	2.67	7.96	2.62	7.14	2.55
	21	9.61	2.64	8.72	2.67	8.37	2.68	7.88	2.64	7.06	2.57
	22	9.76	2.64	8.72	2.67	8.30	2.68	7.83	2.65	7.05	2.60
	24	10.37	2.66	8.83	2.68	8.21	2.68	7.83	2.67	7.19	2.66

Combination (Capacity)	Indoor Air Temp. °C DB	Outdoor Air Temp. °C WB											
		16/15		15/14		10/9		7/6		6/5		2/1	
		Total Q	Input Power	Total Q	Input Power	Total Q	Input Power	Total Q	Input Power	Total Q	Input Power	Total Q	Input Power
1.6 + 2.0 + 2.0 + 4.2	16	19.09	2.11	18.18	2.17	13.64	2.46	10.91	2.64	10.93	2.64	10.98	2.66
	18	18.24	2.13	17.42	2.19	13.31	2.46	10.84	2.63	10.70	2.63	10.18	2.63
	20	17.63	2.17	16.85	2.22	12.94	2.48	10.60	2.63	10.46	2.63	9.91	2.62
	21	17.46	2.20	16.68	2.24	12.77	2.49	10.43	2.63	10.34	2.63	9.97	2.62
	22	17.25	2.23	16.47	2.28	12.56	2.50	10.21	2.63	10.20	2.63	10.18	2.62
	24	17.13	2.31	16.29	2.35	12.14	2.52	9.64	2.63	9.91	2.63	10.99	2.64
1.6 + 2.0 + 2.0 + 5.0	16	19.09	2.03	18.18	2.08	13.64	2.37	10.91	2.54	10.93	2.54	10.98	2.56
	18	18.24	2.05	17.42	2.11	13.31	2.37	10.84	2.53	10.70	2.53	10.18	2.53
	20	17.63	2.09	16.85	2.14	12.94	2.38	10.60	2.53	10.46	2.53	9.91	2.52
	21	17.46	2.11	16.68	2.16	12.77	2.39	10.43	2.53	10.34	2.53	9.97	2.52
	22	17.25	2.15	16.47	2.19	12.56	2.40	10.21	2.53	10.20	2.53	10.18	2.52
	24	17.13	2.22	16.29	2.26	12.14	2.43	9.64	2.53	9.91	2.53	10.99	2.54
1.6 + 2.0 + 2.5 + 2.5	16	19.09	2.14	18.18	2.20	13.64	2.50	10.91	2.68	10.93	2.68	10.98	2.70
	18	18.24	2.17	17.42	2.22	13.31	2.50	10.84	2.67	10.70	2.67	10.18	2.67
	20	17.63	2.20	16.85	2.25	12.94	2.51	10.60	2.67	10.46	2.67	9.91	2.66
	21	17.46	2.23	16.68	2.28	12.77	2.52	10.43	2.67	10.34	2.67	9.97	2.66
	22	17.25	2.27	16.47	2.31	12.56	2.54	10.21	2.67	10.20	2.67	10.18	2.66
	24	17.13	2.35	16.29	2.38	12.14	2.56	9.64	2.67	9.91	2.67	10.99	2.68
1.6 + 2.0 + 2.5 + 3.5	16	19.09	2.12	18.18	2.17	13.64	2.47	10.91	2.65	10.93	2.65	10.98	2.67
	18	18.24	2.14	17.42	2.20	13.31	2.47	10.84	2.64	10.70	2.64	10.18	2.64
	20	17.63	2.18	16.85	2.23	12.94	2.49	10.60	2.64	10.46	2.64	9.91	2.63
	21	17.46	2.20	16.68	2.25	12.77	2.49	10.43	2.64	10.34	2.64	9.97	2.63
	22	17.25	2.24	16.47	2.28	12.56	2.51	10.21	2.64	10.20	2.64	10.18	2.63
	24	17.13	2.32	16.29	2.36	12.14	2.53	9.64	2.64	9.91	2.64	10.99	2.65
1.6 + 2.0 + 2.5 + 4.2	16	19.09	2.11	18.18	2.17	13.64	2.46	10.91	2.64	10.93	2.64	10.98	2.66
	18	18.24	2.13	17.42	2.19	13.31	2.46	10.84	2.63	10.70	2.63	10.18	2.63
	20	17.63	2.17	16.85	2.22	12.94	2.48	10.60	2.63	10.46	2.63	9.91	2.62
	21	17.46	2.20	16.68	2.24	12.77	2.49	10.43	2.63	10.34	2.63	9.97	2.62
	22	17.25	2.23	16.47	2.28	12.56	2.50	10.21	2.63	10.20	2.63	10.18	2.62
	24	17.13	2.31	16.29	2.35	12.14	2.52	9.64	2.63	9.91	2.63	10.99	2.64
1.6 + 2.0 + 2.5 + 5.0	16	19.09	2.03	18.18	2.08	13.64	2.37	10.91	2.54	10.93	2.54	10.98	2.56
	18	18.24	2.05	17.42	2.11	13.31	2.37	10.84	2.53	10.70	2.53	10.18	2.53
	20	17.63	2.09	16.85	2.14	12.94	2.38	10.60	2.53	10.46	2.53	9.91	2.52
	21	17.46	2.11	16.68	2.16	12.77	2.39	10.43	2.53	10.34	2.53	9.97	2.52
	22	17.25	2.15	16.47	2.19	12.56	2.40	10.21	2.53	10.20	2.53	10.18	2.52
	24	17.13	2.22	16.29	2.26	12.14	2.43	9.64	2.53	9.91	2.53	10.99	2.54

Combination (Capacity)	Indoor Air Temp. °C DB	Outdoor Air Temp. °C WB									
		0/-1		-5/-6		-7/-8		-10/-11		-15/-	
		Total Q	Input Power	Total Q	Input Power	Total Q	Input Power	Total Q	Input Power	Total Q	Input Power
1.6 + 2.0 + 2.0 + 4.2	16	10.50	2.65	9.30	2.64	8.82	2.64	8.56	2.58	8.12	2.48
	18	9.83	2.63	8.96	2.64	8.62	2.65	8.20	2.59	7.50	2.51
	20	9.58	2.63	8.77	2.65	8.45	2.66	7.96	2.61	7.14	2.54
	21	9.61	2.63	8.72	2.66	8.37	2.67	7.88	2.63	7.06	2.56
	22	9.76	2.63	8.72	2.66	8.30	2.67	7.83	2.64	7.05	2.59
	24	10.37	2.65	8.83	2.67	8.21	2.67	7.83	2.66	7.19	2.65
1.6 + 2.0 + 2.0 + 5.0	16	10.50	2.55	9.30	2.54	8.82	2.54	8.56	2.48	8.12	2.39
	18	9.83	2.53	8.96	2.54	8.62	2.55	8.20	2.50	7.50	2.41
	20	9.58	2.53	8.77	2.55	8.45	2.56	7.96	2.51	7.14	2.44
	21	9.61	2.53	8.72	2.55	8.37	2.56	7.88	2.53	7.06	2.46
	22	9.76	2.53	8.72	2.55	8.30	2.56	7.83	2.54	7.05	2.49
	24	10.37	2.55	8.83	2.57	8.21	2.57	7.83	2.56	7.19	2.55
1.6 + 2.0 + 2.5 + 2.5	16	10.50	2.69	9.30	2.68	8.82	2.68	8.56	2.62	8.12	2.52
	18	9.83	2.67	8.96	2.68	8.62	2.69	8.20	2.63	7.50	2.54
	20	9.58	2.67	8.77	2.69	8.45	2.70	7.96	2.65	7.14	2.58
	21	9.61	2.67	8.72	2.70	8.37	2.71	7.88	2.67	7.06	2.60
	22	9.76	2.67	8.72	2.70	8.30	2.71	7.83	2.68	7.05	2.63
	24	10.37	2.69	8.83	2.71	8.21	2.71	7.83	2.70	7.19	2.69
1.6 + 2.0 + 2.5 + 3.5	16	10.50	2.66	9.30	2.65	8.82	2.65	8.56	2.59	8.12	2.49
	18	9.83	2.64	8.96	2.65	8.62	2.66	8.20	2.60	7.50	2.52
	20	9.58	2.64	8.77	2.66	8.45	2.67	7.96	2.62	7.14	2.55
	21	9.61	2.64	8.72	2.67	8.37	2.68	7.88	2.64	7.06	2.57
	22	9.76	2.64	8.72	2.67	8.30	2.68	7.83	2.65	7.05	2.60
	24	10.37	2.66	8.83	2.68	8.21	2.68	7.83	2.67	7.19	2.66
1.6 + 2.0 + 2.5 + 4.2	16	10.50	2.65	9.30	2.64	8.82	2.64	8.56	2.58	8.12	2.48
	18	9.83	2.63	8.96	2.64	8.62	2.65	8.20	2.59	7.50	2.51
	20	9.58	2.63	8.77	2.65	8.45	2.66	7.96	2.61	7.14	2.54
	21	9.61	2.63	8.72	2.66	8.37	2.67	7.88	2.63	7.06	2.56
	22	9.76	2.63	8.72	2.66	8.30	2.67	7.83	2.64	7.05	2.59
	24	10.37	2.65	8.83	2.67	8.21	2.67	7.83	2.66	7.19	2.65
1.6 + 2.0 + 2.5 + 5.0	16	10.50	2.55	9.30	2.54	8.82	2.54	8.56	2.48	8.12	2.39
	18	9.83	2.53	8.96	2.54	8.62	2.55	8.20	2.50	7.50	2.41
	20	9.58	2.53	8.77	2.55	8.45	2.56	7.96	2.51	7.14	2.44
	21	9.61	2.53	8.72	2.55	8.37	2.56	7.88	2.53	7.06	2.46
	22	9.76	2.53	8.72	2.55	8.30	2.56	7.83	2.54	7.05	2.49
	24	10.37	2.55	8.83	2.57	8.21	2.57	7.83	2.56	7.19	2.55

Combination (Capacity)	Indoor Air Temp. °C DB	Outdoor Air Temp. °C WB											
		16/15		15/14		10/9		7/6		6/5		2/1	
		Total Q	Input Power	Total Q	Input Power	Total Q	Input Power	Total Q	Input Power	Total Q	Input Power	Total Q	Input Power
1.6 + 2.0 + 3.5 + 3.5	16	19.09	2.09	18.18	2.15	13.64	2.44	10.91	2.62	10.93	2.62	10.98	2.64
	18	18.24	2.12	17.42	2.17	13.31	2.45	10.84	2.61	10.70	2.61	10.18	2.61
	20	17.63	2.15	16.85	2.20	12.94	2.46	10.60	2.61	10.46	2.61	9.91	2.60
	21	17.46	2.18	16.68	2.23	12.77	2.47	10.43	2.61	10.34	2.61	9.97	2.60
	22	17.25	2.21	16.47	2.26	12.56	2.48	10.21	2.61	10.20	2.61	10.18	2.60
	24	17.13	2.29	16.29	2.33	12.14	2.50	9.64	2.61	9.91	2.61	10.99	2.62
1.6 + 2.0 + 3.5 + 4.2	16	19.09	2.09	18.18	2.15	13.64	2.44	10.91	2.62	10.93	2.62	10.98	2.64
	18	18.24	2.12	17.42	2.17	13.31	2.45	10.84	2.61	10.70	2.61	10.18	2.61
	20	17.63	2.15	16.85	2.20	12.94	2.46	10.60	2.61	10.46	2.61	9.91	2.60
	21	17.46	2.18	16.68	2.23	12.77	2.47	10.43	2.61	10.34	2.61	9.97	2.60
	22	17.25	2.21	16.47	2.26	12.56	2.48	10.21	2.61	10.20	2.61	10.18	2.60
	24	17.13	2.29	16.29	2.33	12.14	2.50	9.64	2.61	9.91	2.61	10.99	2.62
1.6 + 2.5 + 2.5 + 2.5	16	19.09	2.14	18.18	2.20	13.64	2.50	10.91	2.68	10.93	2.68	10.98	2.70
	18	18.24	2.17	17.42	2.22	13.31	2.50	10.84	2.67	10.70	2.67	10.18	2.67
	20	17.63	2.20	16.85	2.25	12.94	2.51	10.60	2.67	10.46	2.67	9.91	2.66
	21	17.46	2.23	16.68	2.28	12.77	2.52	10.43	2.67	10.34	2.67	9.97	2.66
	22	17.25	2.27	16.47	2.31	12.56	2.54	10.21	2.67	10.20	2.67	10.18	2.66
	24	17.13	2.35	16.29	2.38	12.14	2.56	9.64	2.67	9.91	2.67	10.99	2.68
1.6 + 2.5 + 2.5 + 3.5	16	19.09	2.12	18.18	2.17	13.64	2.47	10.91	2.65	10.93	2.65	10.98	2.67
	18	18.24	2.14	17.42	2.20	13.31	2.47	10.84	2.64	10.70	2.64	10.18	2.64
	20	17.63	2.18	16.85	2.23	12.94	2.49	10.60	2.64	10.46	2.64	9.91	2.63
	21	17.46	2.20	16.68	2.25	12.77	2.49	10.43	2.64	10.34	2.64	9.97	2.63
	22	17.25	2.24	16.47	2.28	12.56	2.51	10.21	2.64	10.20	2.64	10.18	2.63
	24	17.13	2.32	16.29	2.36	12.14	2.53	9.64	2.64	9.91	2.64	10.99	2.65
1.6 + 2.5 + 2.5 + 4.2	16	19.09	2.11	18.18	2.17	13.64	2.46	10.91	2.64	10.93	2.64	10.98	2.66
	18	18.24	2.13	17.42	2.19	13.31	2.46	10.84	2.63	10.70	2.63	10.18	2.63
	20	17.63	2.17	16.85	2.22	12.94	2.48	10.60	2.63	10.46	2.63	9.91	2.62
	21	17.46	2.20	16.68	2.24	12.77	2.49	10.43	2.63	10.34	2.63	9.97	2.62
	22	17.25	2.23	16.47	2.28	12.56	2.50	10.21	2.63	10.20	2.63	10.18	2.62
	24	17.13	2.31	16.29	2.35	12.14	2.52	9.64	2.63	9.91	2.63	10.99	2.64
1.6 + 2.5 + 3.5 + 3.5	16	19.09	2.09	18.18	2.15	13.64	2.44	10.91	2.62	10.93	2.62	10.98	2.64
	18	18.24	2.12	17.42	2.17	13.31	2.45	10.84	2.61	10.70	2.61	10.18	2.61
	20	17.63	2.15	16.85	2.20	12.94	2.46	10.60	2.61	10.46	2.61	9.91	2.60
	21	17.46	2.18	16.68	2.23	12.77	2.47	10.43	2.61	10.34	2.61	9.97	2.60
	22	17.25	2.21	16.47	2.26	12.56	2.48	10.21	2.61	10.20	2.61	10.18	2.60
	24	17.13	2.29	16.29	2.33	12.14	2.50	9.64	2.61	9.91	2.61	10.99	2.62

Combination (Capacity)	Indoor Air Temp. °C DB	Outdoor Air Temp. °C WB									
		0/-1		-5/-6		-7/-8		-10/-11		-15/-	
		Total Q	Input Power	Total Q	Input Power	Total Q	Input Power	Total Q	Input Power	Total Q	Input Power
1.6 + 2.0 + 3.5 + 3.5	16	10.50	2.63	9.30	2.62	8.82	2.62	8.56	2.56	8.12	2.46
	18	9.83	2.61	8.96	2.62	8.62	2.63	8.20	2.57	7.50	2.49
	20	9.58	2.61	8.77	2.63	8.45	2.64	7.96	2.59	7.14	2.52
	21	9.61	2.61	8.72	2.64	8.37	2.65	7.88	2.61	7.06	2.54
	22	9.76	2.61	8.72	2.64	8.30	2.65	7.83	2.62	7.05	2.57
	24	10.37	2.63	8.83	2.65	8.21	2.65	7.83	2.64	7.19	2.63
1.6 + 2.0 + 3.5 + 4.2	16	10.50	2.63	9.30	2.62	8.82	2.62	8.56	2.56	8.12	2.46
	18	9.83	2.61	8.96	2.62	8.62	2.63	8.20	2.57	7.50	2.49
	20	9.58	2.61	8.77	2.63	8.45	2.64	7.96	2.59	7.14	2.52
	21	9.61	2.61	8.72	2.64	8.37	2.65	7.88	2.61	7.06	2.54
	22	9.76	2.61	8.72	2.64	8.30	2.65	7.83	2.62	7.05	2.57
	24	10.37	2.63	8.83	2.65	8.21	2.65	7.83	2.64	7.19	2.63
1.6 + 2.5 + 2.5 + 2.5	16	10.50	2.69	9.30	2.68	8.82	2.68	8.56	2.62	8.12	2.52
	18	9.83	2.67	8.96	2.68	8.62	2.69	8.20	2.63	7.50	2.54
	20	9.58	2.67	8.77	2.69	8.45	2.70	7.96	2.65	7.14	2.58
	21	9.61	2.67	8.72	2.70	8.37	2.71	7.88	2.67	7.06	2.60
	22	9.76	2.67	8.72	2.70	8.30	2.71	7.83	2.68	7.05	2.63
	24	10.37	2.69	8.83	2.71	8.21	2.71	7.83	2.70	7.19	2.69
1.6 + 2.5 + 2.5 + 3.5	16	10.50	2.66	9.30	2.65	8.82	2.65	8.56	2.59	8.12	2.49
	18	9.83	2.64	8.96	2.65	8.62	2.66	8.20	2.60	7.50	2.52
	20	9.58	2.64	8.77	2.66	8.45	2.67	7.96	2.62	7.14	2.55
	21	9.61	2.64	8.72	2.67	8.37	2.68	7.88	2.64	7.06	2.57
	22	9.76	2.64	8.72	2.67	8.30	2.68	7.83	2.65	7.05	2.60
	24	10.37	2.66	8.83	2.68	8.21	2.68	7.83	2.67	7.19	2.66
1.6 + 2.5 + 2.5 + 4.2	16	10.50	2.65	9.30	2.64	8.82	2.64	8.56	2.58	8.12	2.48
	18	9.83	2.63	8.96	2.64	8.62	2.65	8.20	2.59	7.50	2.51
	20	9.58	2.63	8.77	2.65	8.45	2.66	7.96	2.61	7.14	2.54
	21	9.61	2.63	8.72	2.66	8.37	2.67	7.88	2.63	7.06	2.56
	22	9.76	2.63	8.72	2.66	8.30	2.67	7.83	2.64	7.05	2.59
	24	10.37	2.65	8.83	2.67	8.21	2.67	7.83	2.66	7.19	2.65
1.6 + 2.5 + 3.5 + 3.5	16	10.50	2.63	9.30	2.62	8.82	2.62	8.56	2.56	8.12	2.46
	18	9.83	2.61	8.96	2.62	8.62	2.63	8.20	2.57	7.50	2.49
	20	9.58	2.61	8.77	2.63	8.45	2.64	7.96	2.59	7.14	2.52
	21	9.61	2.61	8.72	2.64	8.37	2.65	7.88	2.61	7.06	2.54
	22	9.76	2.61	8.72	2.64	8.30	2.65	7.83	2.62	7.05	2.57
	24	10.37	2.63	8.83	2.65	8.21	2.65	7.83	2.64	7.19	2.63

Combination (Capacity)	Indoor Air Temp. °C DB	Outdoor Air Temp. °C WB											
		16/15		15/14		10/9		7/6		6/5		2/1	
		Total Q	Input Power	Total Q	Input Power	Total Q	Input Power	Total Q	Input Power	Total Q	Input Power	Total Q	Input Power
2.0 + 2.0 + 2.0 + 2.0	16	19.09	2.13	18.18	2.19	13.64	2.49	10.91	2.67	10.93	2.67	10.98	2.69
	18	18.24	2.16	17.42	2.21	13.31	2.49	10.84	2.66	10.70	2.66	10.18	2.66
	20	17.63	2.19	16.85	2.25	12.94	2.50	10.60	2.66	10.46	2.66	9.91	2.65
	21	17.46	2.22	16.68	2.27	12.77	2.51	10.43	2.66	10.34	2.66	9.97	2.65
	22	17.25	2.26	16.47	2.30	12.56	2.53	10.21	2.66	10.20	2.66	10.18	2.65
	24	17.13	2.34	16.29	2.37	12.14	2.55	9.64	2.66	9.91	2.66	10.99	2.67
2.0 + 2.0 + 2.0 + 2.5	16	19.09	2.13	18.18	2.19	13.64	2.49	10.91	2.67	10.93	2.67	10.98	2.69
	18	18.24	2.16	17.42	2.21	13.31	2.49	10.84	2.66	10.70	2.66	10.18	2.66
	20	17.63	2.19	16.85	2.25	12.94	2.50	10.60	2.66	10.46	2.66	9.91	2.65
	21	17.46	2.22	16.68	2.27	12.77	2.51	10.43	2.66	10.34	2.66	9.97	2.65
	22	17.25	2.26	16.47	2.30	12.56	2.53	10.21	2.66	10.20	2.66	10.18	2.65
	24	17.13	2.34	16.29	2.37	12.14	2.55	9.64	2.66	9.91	2.66	10.99	2.67
2.0 + 2.0 + 2.0 + 3.5	16	19.09	2.11	18.18	2.17	13.64	2.46	10.91	2.64	10.93	2.64	10.98	2.66
	18	18.24	2.13	17.42	2.19	13.31	2.46	10.84	2.63	10.70	2.63	10.18	2.63
	20	17.63	2.17	16.85	2.22	12.94	2.48	10.60	2.63	10.46	2.63	9.91	2.62
	21	17.46	2.20	16.68	2.24	12.77	2.49	10.43	2.63	10.34	2.63	9.97	2.62
	22	17.25	2.23	16.47	2.28	12.56	2.50	10.21	2.63	10.20	2.63	10.18	2.62
	24	17.13	2.31	16.29	2.35	12.14	2.52	9.64	2.63	9.91	2.63	10.99	2.64
2.0 + 2.0 + 2.0 + 4.2	16	19.09	2.10	18.18	2.16	13.64	2.45	10.91	2.63	10.93	2.63	10.98	2.65
	18	18.24	2.13	17.42	2.18	13.31	2.46	10.84	2.62	10.70	2.62	10.18	2.62
	20	17.63	2.16	16.85	2.21	12.94	2.47	10.60	2.62	10.46	2.62	9.91	2.61
	21	17.46	2.19	16.68	2.24	12.77	2.48	10.43	2.62	10.34	2.62	9.97	2.61
	22	17.25	2.22	16.47	2.27	12.56	2.49	10.21	2.62	10.20	2.62	10.18	2.61
	24	17.13	2.30	16.29	2.34	12.14	2.51	9.64	2.62	9.91	2.62	10.99	2.63
2.0 + 2.0 + 2.0 + 5.0	16	19.09	2.02	18.18	2.08	13.64	2.36	10.91	2.53	10.93	2.53	10.98	2.55
	18	18.24	2.04	17.42	2.10	13.31	2.36	10.84	2.52	10.70	2.52	10.18	2.52
	20	17.63	2.08	16.85	2.13	12.94	2.37	10.60	2.52	10.46	2.52	9.91	2.51
	21	17.46	2.10	16.68	2.15	12.77	2.38	10.43	2.52	10.34	2.52	9.97	2.51
	22	17.25	2.14	16.47	2.18	12.56	2.39	10.21	2.52	10.20	2.52	10.18	2.51
	24	17.13	2.21	16.29	2.25	12.14	2.42	9.64	2.52	9.91	2.52	10.99	2.53
2.0 + 2.0 + 2.5 + 2.5	16	19.09	2.13	18.18	2.19	13.64	2.49	10.91	2.67	10.93	2.67	10.98	2.69
	18	18.24	2.16	17.42	2.21	13.31	2.49	10.84	2.66	10.70	2.66	10.18	2.66
	20	17.63	2.19	16.85	2.25	12.94	2.50	10.60	2.66	10.46	2.66	9.91	2.65
	21	17.46	2.22	16.68	2.27	12.77	2.51	10.43	2.66	10.34	2.66	9.97	2.65
	22	17.25	2.26	16.47	2.30	12.56	2.53	10.21	2.66	10.20	2.66	10.18	2.65
	24	17.13	2.34	16.29	2.37	12.14	2.55	9.64	2.66	9.91	2.66	10.99	2.67

Combination (Capacity)	Indoor Air Temp. °C DB	Outdoor Air Temp. °C WB									
		0/-1		-5/-6		-7/-8		-10/-11		-15/-	
		Total Q	Input Power	Total Q	Input Power	Total Q	Input Power	Total Q	Input Power	Total Q	Input Power
2.0 + 2.0 + 2.0 + 2.0	16	10.50	2.68	9.30	2.67	8.82	2.67	8.56	2.61	8.12	2.51
	18	9.83	2.66	8.96	2.67	8.62	2.68	8.20	2.62	7.50	2.53
	20	9.58	2.66	8.77	2.68	8.45	2.69	7.96	2.64	7.14	2.57
	21	9.61	2.66	8.72	2.69	8.37	2.70	7.88	2.66	7.06	2.59
	22	9.76	2.66	8.72	2.69	8.30	2.70	7.83	2.67	7.05	2.62
	24	10.37	2.68	8.83	2.70	8.21	2.70	7.83	2.69	7.19	2.68
2.0 + 2.0 + 2.0 + 2.5	16	10.50	2.68	9.30	2.67	8.82	2.67	8.56	2.61	8.12	2.51
	18	9.83	2.66	8.96	2.67	8.62	2.68	8.20	2.62	7.50	2.53
	20	9.58	2.66	8.77	2.68	8.45	2.69	7.96	2.64	7.14	2.57
	21	9.61	2.66	8.72	2.69	8.37	2.70	7.88	2.66	7.06	2.59
	22	9.76	2.66	8.72	2.69	8.30	2.70	7.83	2.67	7.05	2.62
	24	10.37	2.68	8.83	2.70	8.21	2.70	7.83	2.69	7.19	2.68
2.0 + 2.0 + 2.0 + 3.5	16	10.50	2.65	9.30	2.64	8.82	2.64	8.56	2.58	8.12	2.48
	18	9.83	2.63	8.96	2.64	8.62	2.65	8.20	2.59	7.50	2.51
	20	9.58	2.63	8.77	2.65	8.45	2.66	7.96	2.61	7.14	2.54
	21	9.61	2.63	8.72	2.66	8.37	2.67	7.88	2.63	7.06	2.56
	22	9.76	2.63	8.72	2.66	8.30	2.67	7.83	2.64	7.05	2.59
	24	10.37	2.65	8.83	2.67	8.21	2.67	7.83	2.66	7.19	2.65
2.0 + 2.0 + 2.0 + 4.2	16	10.50	2.64	9.30	2.63	8.82	2.63	8.56	2.57	8.12	2.47
	18	9.83	2.62	8.96	2.63	8.62	2.64	8.20	2.58	7.50	2.50
	20	9.58	2.62	8.77	2.64	8.45	2.65	7.96	2.60	7.14	2.53
	21	9.61	2.62	8.72	2.65	8.37	2.66	7.88	2.62	7.06	2.55
	22	9.76	2.62	8.72	2.65	8.30	2.66	7.83	2.63	7.05	2.58
	24	10.37	2.64	8.83	2.66	8.21	2.66	7.83	2.65	7.19	2.64
2.0 + 2.0 + 2.0 + 5.0	16	10.50	2.54	9.30	2.53	8.82	2.53	8.56	2.47	8.12	2.38
	18	9.83	2.52	8.96	2.53	8.62	2.54	8.20	2.49	7.50	2.40
	20	9.58	2.52	8.77	2.54	8.45	2.55	7.96	2.50	7.14	2.44
	21	9.61	2.52	8.72	2.54	8.37	2.55	7.88	2.52	7.06	2.45
	22	9.76	2.52	8.72	2.54	8.30	2.55	7.83	2.53	7.05	2.48
	24	10.37	2.54	8.83	2.55	8.21	2.56	7.83	2.55	7.19	2.54
2.0 + 2.0 + 2.5 + 2.5	16	10.50	2.68	9.30	2.67	8.82	2.67	8.56	2.61	8.12	2.51
	18	9.83	2.66	8.96	2.67	8.62	2.68	8.20	2.62	7.50	2.53
	20	9.58	2.66	8.77	2.68	8.45	2.69	7.96	2.64	7.14	2.57
	21	9.61	2.66	8.72	2.69	8.37	2.70	7.88	2.66	7.06	2.59
	22	9.76	2.66	8.72	2.69	8.30	2.70	7.83	2.67	7.05	2.62
	24	10.37	2.68	8.83	2.70	8.21	2.70	7.83	2.69	7.19	2.68

Combination (Capacity)	Indoor Air Temp. °C DB	Outdoor Air Temp. °C WB											
		16/15		15/14		10/9		7/6		6/5		2/1	
		Total Q	Input Power	Total Q	Input Power	Total Q	Input Power	Total Q	Input Power	Total Q	Input Power	Total Q	Input Power
2.0 + 2.0 + 2.5 + 3.5	16	19.09	2.11	18.18	2.17	13.64	2.46	10.91	2.64	10.93	2.64	10.98	2.66
	18	18.24	2.13	17.42	2.19	13.31	2.46	10.84	2.63	10.70	2.63	10.18	2.63
	20	17.63	2.17	16.85	2.22	12.94	2.48	10.60	2.63	10.46	2.63	9.91	2.62
	21	17.46	2.20	16.68	2.24	12.77	2.49	10.43	2.63	10.34	2.63	9.97	2.62
	22	17.25	2.23	16.47	2.28	12.56	2.50	10.21	2.63	10.20	2.63	10.18	2.62
	24	17.13	2.31	16.29	2.35	12.14	2.52	9.64	2.63	9.91	2.63	10.99	2.64
2.0 + 2.0 + 2.5 + 4.2	16	19.09	2.10	18.18	2.16	13.64	2.45	10.91	2.63	10.93	2.63	10.98	2.65
	18	18.24	2.13	17.42	2.18	13.31	2.46	10.84	2.62	10.70	2.62	10.18	2.62
	20	17.63	2.16	16.85	2.21	12.94	2.47	10.60	2.62	10.46	2.62	9.91	2.61
	21	17.46	2.19	16.68	2.24	12.77	2.48	10.43	2.62	10.34	2.62	9.97	2.61
	22	17.25	2.22	16.47	2.27	12.56	2.49	10.21	2.62	10.20	2.62	10.18	2.61
	24	17.13	2.30	16.29	2.34	12.14	2.51	9.64	2.62	9.91	2.62	10.99	2.63
2.0 + 2.0 + 2.5 + 5.0	16	19.09	2.02	18.18	2.08	13.64	2.36	10.91	2.53	10.93	2.53	10.98	2.55
	18	18.24	2.04	17.42	2.10	13.31	2.36	10.84	2.52	10.70	2.52	10.18	2.52
	20	17.63	2.08	16.85	2.13	12.94	2.37	10.60	2.52	10.46	2.52	9.91	2.51
	21	17.46	2.10	16.68	2.15	12.77	2.38	10.43	2.52	10.34	2.52	9.97	2.51
	22	17.25	2.14	16.47	2.18	12.56	2.39	10.21	2.52	10.20	2.52	10.18	2.51
	24	17.13	2.21	16.29	2.25	12.14	2.42	9.64	2.52	9.91	2.52	10.99	2.53
2.0 + 2.0 + 3.5 + 3.5	16	19.09	2.09	18.18	2.15	13.64	2.44	10.91	2.62	10.93	2.62	10.98	2.64
	18	18.24	2.12	17.42	2.17	13.31	2.45	10.84	2.61	10.70	2.61	10.18	2.61
	20	17.63	2.15	16.85	2.20	12.94	2.46	10.60	2.61	10.46	2.61	9.91	2.60
	21	17.46	2.18	16.68	2.23	12.77	2.47	10.43	2.61	10.34	2.61	9.97	2.60
	22	17.25	2.21	16.47	2.26	12.56	2.48	10.21	2.61	10.20	2.61	10.18	2.60
	24	17.13	2.29	16.29	2.33	12.14	2.50	9.64	2.61	9.91	2.61	10.99	2.62
2.0 + 2.5 + 2.5 + 2.5	16	19.09	2.13	18.18	2.19	13.64	2.49	10.91	2.67	10.93	2.67	10.98	2.69
	18	18.24	2.16	17.42	2.21	13.31	2.49	10.84	2.66	10.70	2.66	10.18	2.66
	20	17.63	2.19	16.85	2.25	12.94	2.50	10.60	2.66	10.46	2.66	9.91	2.65
	21	17.46	2.22	16.68	2.27	12.77	2.51	10.43	2.66	10.34	2.66	9.97	2.65
	22	17.25	2.26	16.47	2.30	12.56	2.53	10.21	2.66	10.20	2.66	10.18	2.65
	24	17.13	2.34	16.29	2.37	12.14	2.55	9.64	2.66	9.91	2.66	10.99	2.67
2.0 + 2.5 + 2.5 + 3.5	16	19.09	2.11	18.18	2.17	13.64	2.46	10.91	2.64	10.93	2.64	10.98	2.66
	18	18.24	2.13	17.42	2.19	13.31	2.46	10.84	2.63	10.70	2.63	10.18	2.63
	20	17.63	2.17	16.85	2.22	12.94	2.48	10.60	2.63	10.46	2.63	9.91	2.62
	21	17.46	2.20	16.68	2.24	12.77	2.49	10.43	2.63	10.34	2.63	9.97	2.62
	22	17.25	2.23	16.47	2.28	12.56	2.50	10.21	2.63	10.20	2.63	10.18	2.62
	24	17.13	2.31	16.29	2.35	12.14	2.52	9.64	2.63	9.91	2.63	10.99	2.64

Combination (Capacity)	Indoor Air Temp. °C DB	Outdoor Air Temp. °C WB									
		0/-1		-5/-6		-7/-8		-10/-11		-15/-	
		Total Q	Input Power	Total Q	Input Power	Total Q	Input Power	Total Q	Input Power	Total Q	Input Power
2.0 + 2.0 + 2.5 + 3.5	16	10.50	2.65	9.30	2.64	8.82	2.64	8.56	2.58	8.12	2.48
	18	9.83	2.63	8.96	2.64	8.62	2.65	8.20	2.59	7.50	2.51
	20	9.58	2.63	8.77	2.65	8.45	2.66	7.96	2.61	7.14	2.54
	21	9.61	2.63	8.72	2.66	8.37	2.67	7.88	2.63	7.06	2.56
	22	9.76	2.63	8.72	2.66	8.30	2.67	7.83	2.64	7.05	2.59
	24	10.37	2.65	8.83	2.67	8.21	2.67	7.83	2.66	7.19	2.65
2.0 + 2.0 + 2.5 + 4.2	16	10.50	2.64	9.30	2.63	8.82	2.63	8.56	2.57	8.12	2.47
	18	9.83	2.62	8.96	2.63	8.62	2.64	8.20	2.58	7.50	2.50
	20	9.58	2.62	8.77	2.64	8.45	2.65	7.96	2.60	7.14	2.53
	21	9.61	2.62	8.72	2.65	8.37	2.66	7.88	2.62	7.06	2.55
	22	9.76	2.62	8.72	2.65	8.30	2.66	7.83	2.63	7.05	2.58
	24	10.37	2.64	8.83	2.66	8.21	2.66	7.83	2.65	7.19	2.64
2.0 + 2.0 + 2.5 + 5.0	16	10.50	2.54	9.30	2.53	8.82	2.53	8.56	2.47	8.12	2.38
	18	9.83	2.52	8.96	2.53	8.62	2.54	8.20	2.49	7.50	2.40
	20	9.58	2.52	8.77	2.54	8.45	2.55	7.96	2.50	7.14	2.44
	21	9.61	2.52	8.72	2.54	8.37	2.55	7.88	2.52	7.06	2.45
	22	9.76	2.52	8.72	2.54	8.30	2.55	7.83	2.53	7.05	2.48
	24	10.37	2.54	8.83	2.55	8.21	2.56	7.83	2.55	7.19	2.54
2.0 + 2.0 + 3.5 + 3.5	16	10.50	2.63	9.30	2.62	8.82	2.62	8.56	2.56	8.12	2.46
	18	9.83	2.61	8.96	2.62	8.62	2.63	8.20	2.57	7.50	2.49
	20	9.58	2.61	8.77	2.63	8.45	2.64	7.96	2.59	7.14	2.52
	21	9.61	2.61	8.72	2.64	8.37	2.65	7.88	2.61	7.06	2.54
	22	9.76	2.61	8.72	2.64	8.30	2.65	7.83	2.62	7.05	2.57
	24	10.37	2.63	8.83	2.65	8.21	2.65	7.83	2.64	7.19	2.63
2.0 + 2.5 + 2.5 + 2.5	16	10.50	2.68	9.30	2.67	8.82	2.67	8.56	2.61	8.12	2.51
	18	9.83	2.66	8.96	2.67	8.62	2.68	8.20	2.62	7.50	2.53
	20	9.58	2.66	8.77	2.68	8.45	2.69	7.96	2.64	7.14	2.57
	21	9.61	2.66	8.72	2.69	8.37	2.70	7.88	2.66	7.06	2.59
	22	9.76	2.66	8.72	2.69	8.30	2.70	7.83	2.67	7.05	2.62
	24	10.37	2.68	8.83	2.70	8.21	2.70	7.83	2.69	7.19	2.68
2.0 + 2.5 + 2.5 + 3.5	16	10.50	2.65	9.30	2.64	8.82	2.64	8.56	2.58	8.12	2.48
	18	9.83	2.63	8.96	2.64	8.62	2.65	8.20	2.59	7.50	2.51
	20	9.58	2.63	8.77	2.65	8.45	2.66	7.96	2.61	7.14	2.54
	21	9.61	2.63	8.72	2.66	8.37	2.67	7.88	2.63	7.06	2.56
	22	9.76	2.63	8.72	2.66	8.30	2.67	7.83	2.64	7.05	2.59
	24	10.37	2.65	8.83	2.67	8.21	2.67	7.83	2.66	7.19	2.65

Combination (Capacity)	Indoor Air Temp. °C DB	Outdoor Air Temp. °C WB											
		16/15		15/14		10/9		7/6		6/5		2/1	
		Total Q	Input Power	Total Q	Input Power	Total Q	Input Power	Total Q	Input Power	Total Q	Input Power	Total Q	Input Power
2.0 + 2.5 + 2.5 + 4.2	16	19.09	2.10	18.18	2.16	13.64	2.45	10.91	2.63	10.93	2.63	10.98	2.65
	18	18.24	2.13	17.42	2.18	13.31	2.46	10.84	2.62	10.70	2.62	10.18	2.62
	20	17.63	2.16	16.85	2.21	12.94	2.47	10.60	2.62	10.46	2.62	9.91	2.61
	21	17.46	2.19	16.68	2.24	12.77	2.48	10.43	2.62	10.34	2.62	9.97	2.61
	22	17.25	2.22	16.47	2.27	12.56	2.49	10.21	2.62	10.20	2.62	10.18	2.61
	24	17.13	2.30	16.29	2.34	12.14	2.51	9.64	2.62	9.91	2.62	10.99	2.63
2.0 + 2.5 + 3.5 + 3.5	16	19.09	2.09	18.18	2.15	13.64	2.44	10.91	2.62	10.93	2.62	10.98	2.64
	18	18.24	2.12	17.42	2.17	13.31	2.45	10.84	2.61	10.70	2.61	10.18	2.61
	20	17.63	2.15	16.85	2.20	12.94	2.46	10.60	2.61	10.46	2.61	9.91	2.60
	21	17.46	2.18	16.68	2.23	12.77	2.47	10.43	2.61	10.34	2.61	9.97	2.60
	22	17.25	2.21	16.47	2.26	12.56	2.48	10.21	2.61	10.20	2.61	10.18	2.60
	24	17.13	2.29	16.29	2.33	12.14	2.50	9.64	2.61	9.91	2.61	10.99	2.62
2.5 + 2.5 + 2.5 + 2.5	16	19.09	2.13	18.18	2.19	13.64	2.49	10.91	2.67	10.93	2.67	10.98	2.69
	18	18.24	2.16	17.42	2.21	13.31	2.49	10.84	2.66	10.70	2.66	10.18	2.66
	20	17.63	2.19	16.85	2.25	12.94	2.50	10.60	2.66	10.46	2.66	9.91	2.65
	21	17.46	2.22	16.68	2.27	12.77	2.51	10.43	2.66	10.34	2.66	9.97	2.65
	22	17.25	2.26	16.47	2.30	12.56	2.53	10.21	2.66	10.20	2.66	10.18	2.65
	24	17.13	2.34	16.29	2.37	12.14	2.55	9.64	2.66	9.91	2.66	10.99	2.67
2.5 + 2.5 + 2.5 + 3.5	16	19.09	2.11	18.18	2.17	13.64	2.46	10.91	2.64	10.93	2.64	10.98	2.66
	18	18.24	2.13	17.42	2.19	13.31	2.46	10.84	2.63	10.70	2.63	10.18	2.63
	20	17.63	2.17	16.85	2.22	12.94	2.48	10.60	2.63	10.46	2.63	9.91	2.62
	21	17.46	2.20	16.68	2.24	12.77	2.49	10.43	2.63	10.34	2.63	9.97	2.62
	22	17.25	2.23	16.47	2.28	12.56	2.50	10.21	2.63	10.20	2.63	10.18	2.62
	24	17.13	2.31	16.29	2.35	12.14	2.52	9.64	2.63	9.91	2.63	10.99	2.64

Combination (Capacity)	Indoor Air Temp. °C DB	Outdoor Air Temp. °C WB									
		0/-1		-5/-6		-7/-8		-10/-11		-15/-	
		Total Q	Input Power	Total Q	Input Power	Total Q	Input Power	Total Q	Input Power	Total Q	Input Power
2.0 + 2.5 + 2.5 + 4.2	16	10.50	2.64	9.30	2.63	8.82	2.63	8.56	2.57	8.12	2.47
	18	9.83	2.62	8.96	2.63	8.62	2.64	8.20	2.58	7.50	2.50
	20	9.58	2.62	8.77	2.64	8.45	2.65	7.96	2.60	7.14	2.53
	21	9.61	2.62	8.72	2.65	8.37	2.66	7.88	2.62	7.06	2.55
	22	9.76	2.62	8.72	2.65	8.30	2.66	7.83	2.63	7.05	2.58
	24	10.37	2.64	8.83	2.66	8.21	2.66	7.83	2.65	7.19	2.64
2.0 + 2.5 + 3.5 + 3.5	16	10.50	2.63	9.30	2.62	8.82	2.62	8.56	2.56	8.12	2.46
	18	9.83	2.61	8.96	2.62	8.62	2.63	8.20	2.57	7.50	2.49
	20	9.58	2.61	8.77	2.63	8.45	2.64	7.96	2.59	7.14	2.52
	21	9.61	2.61	8.72	2.64	8.37	2.65	7.88	2.61	7.06	2.54
	22	9.76	2.61	8.72	2.64	8.30	2.65	7.83	2.62	7.05	2.57
	24	10.37	2.63	8.83	2.65	8.21	2.65	7.83	2.64	7.19	2.63
2.5 + 2.5 + 2.5 + 2.5	16	10.50	2.68	9.30	2.67	8.82	2.67	8.56	2.61	8.12	2.51
	18	9.83	2.66	8.96	2.67	8.62	2.68	8.20	2.62	7.50	2.53
	20	9.58	2.66	8.77	2.68	8.45	2.69	7.96	2.64	7.14	2.57
	21	9.61	2.66	8.72	2.69	8.37	2.70	7.88	2.66	7.06	2.59
	22	9.76	2.66	8.72	2.69	8.30	2.70	7.83	2.67	7.05	2.62
	24	10.37	2.68	8.83	2.70	8.21	2.70	7.83	2.69	7.19	2.68
2.5 + 2.5 + 2.5 + 3.5	16	10.50	2.65	9.30	2.64	8.82	2.64	8.56	2.58	8.12	2.48
	18	9.83	2.63	8.96	2.64	8.62	2.65	8.20	2.59	7.50	2.51
	20	9.58	2.63	8.77	2.65	8.45	2.66	7.96	2.61	7.14	2.54
	21	9.61	2.63	8.72	2.66	8.37	2.67	7.88	2.63	7.06	2.56
	22	9.76	2.63	8.72	2.66	8.30	2.67	7.83	2.64	7.05	2.59
	24	10.37	2.65	8.83	2.67	8.21	2.67	7.83	2.66	7.19	2.65

Total Q: Total Cooling Capacity (kW)
Input Power (kW)

19. Service Data

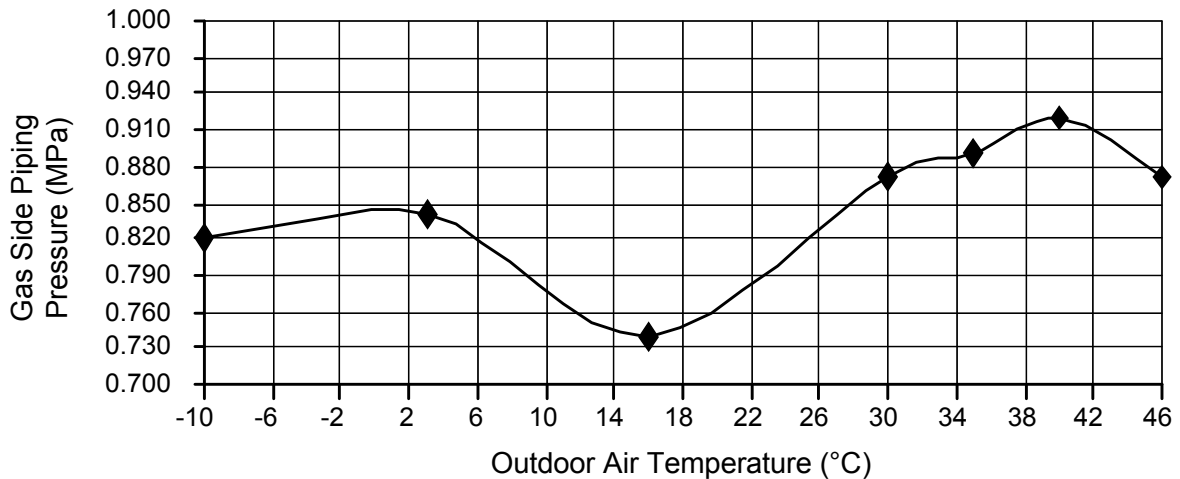
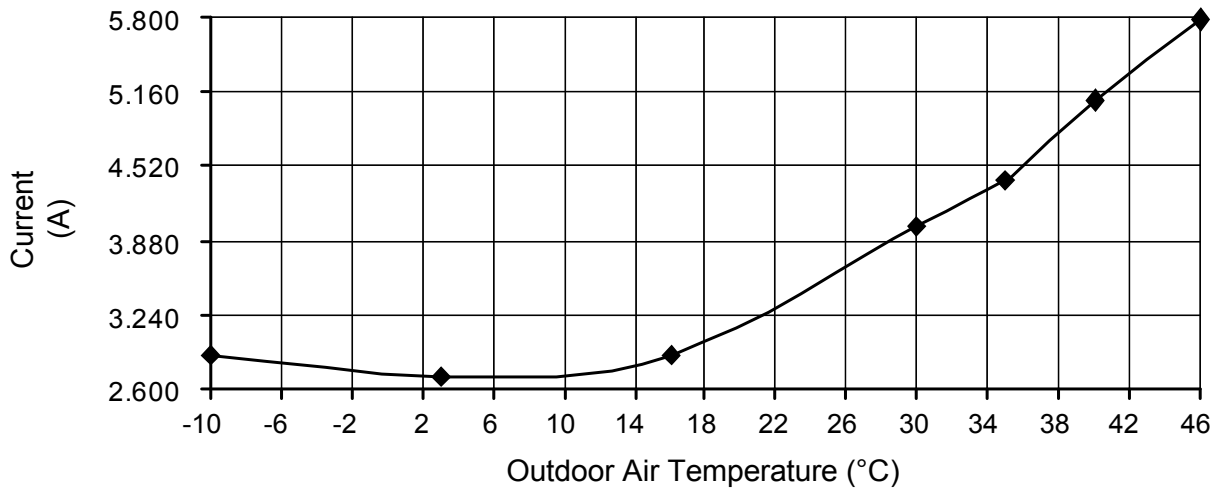
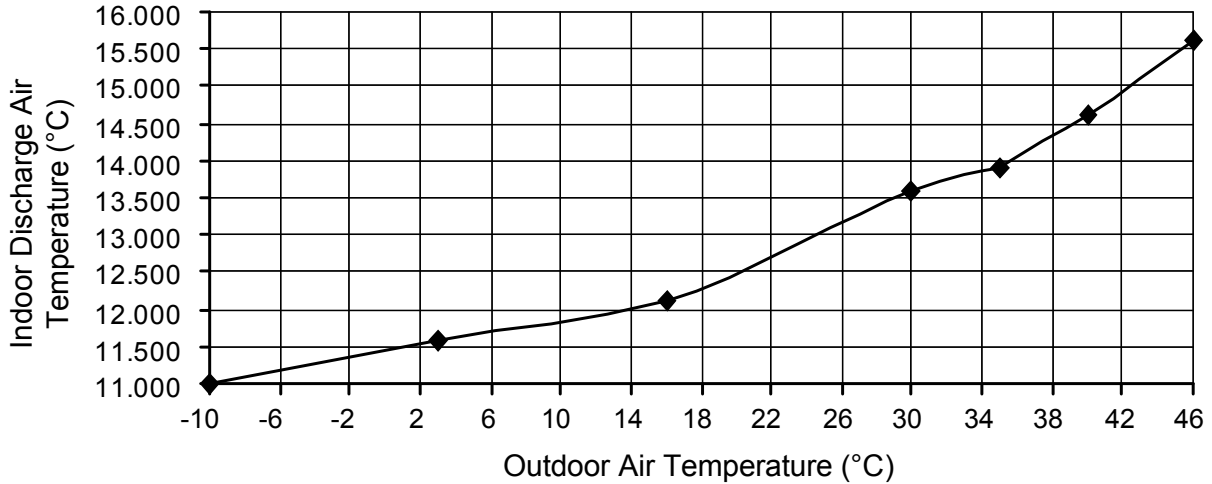
Service Data provided are based on the air conditioner running under rated frequency during forced cooling / forced heating mode.

19.1 Operation Characteristics (CU-3Z52TBE)

19.1.1 One Indoor Unit Operation

- Cooling Characteristic
[Condition] Room temperature: 27°C (DBT), 19°C (WBT)
Operation condition: High fan speed
Piping length: 5.0 m
Voltage: 230V, 50Hz

A) Indoor unit capacity: Cooling (2.0), CS-Z20TKEW



- Cooling Characteristic

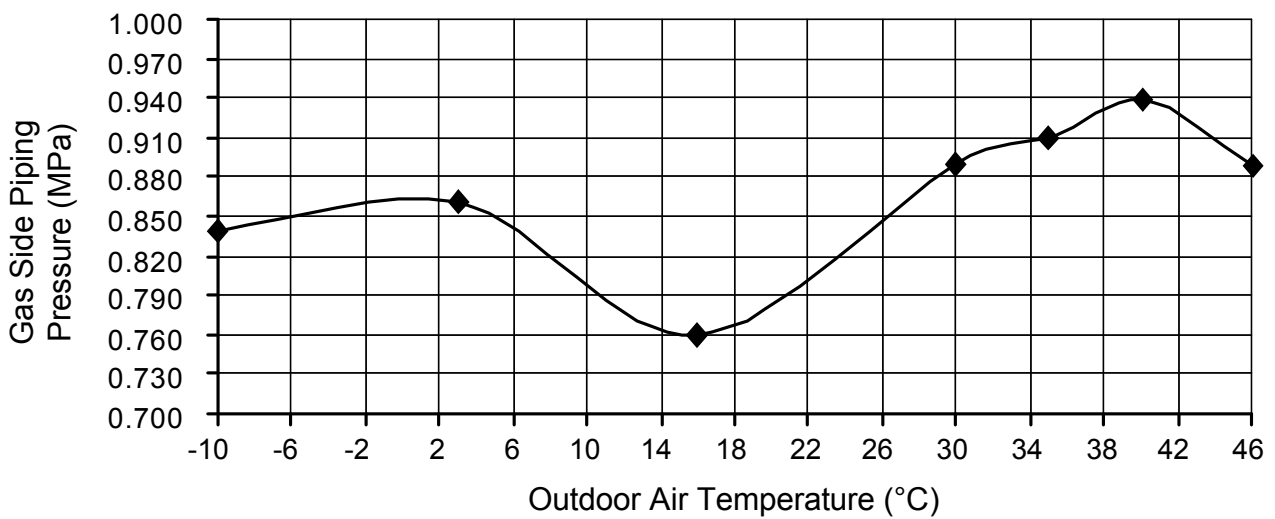
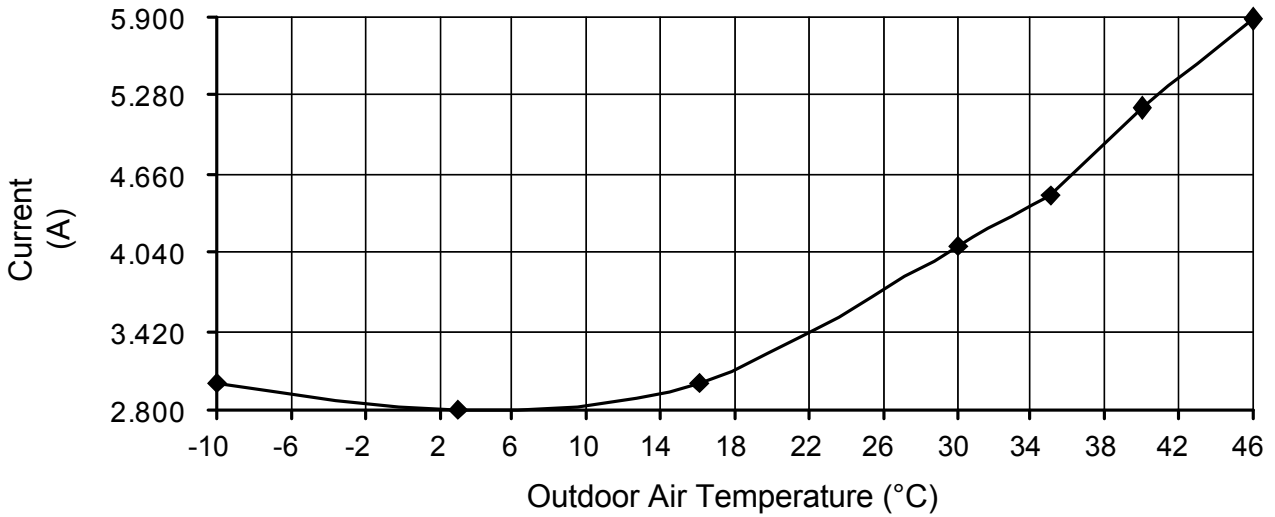
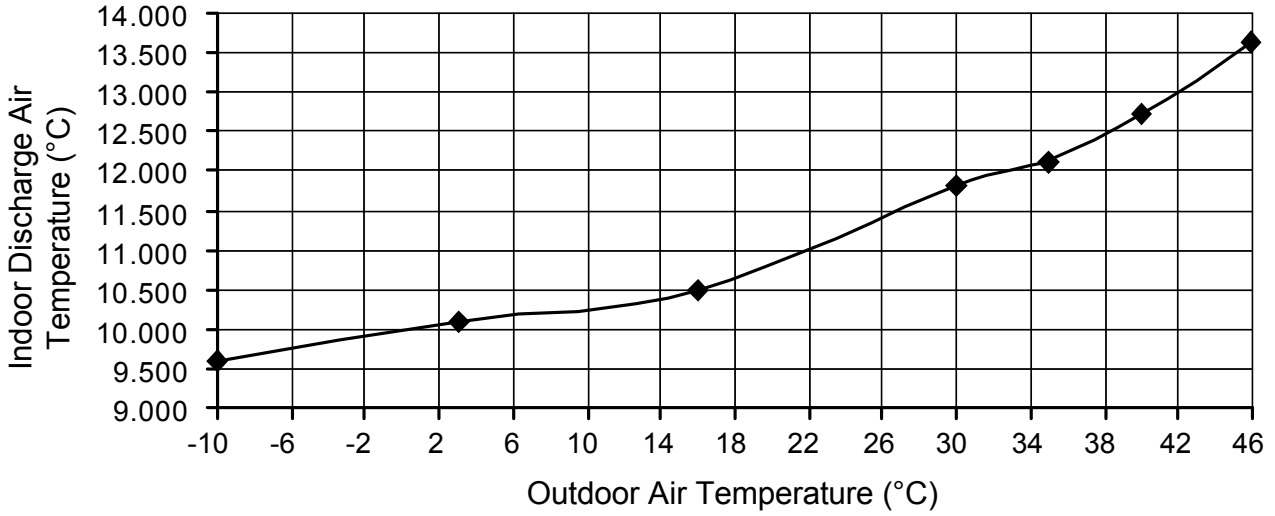
[Condition] Room temperature: 27°C (DBT), 19°C (WBT)

Operation condition: High fan speed

Piping length: 5.0 m

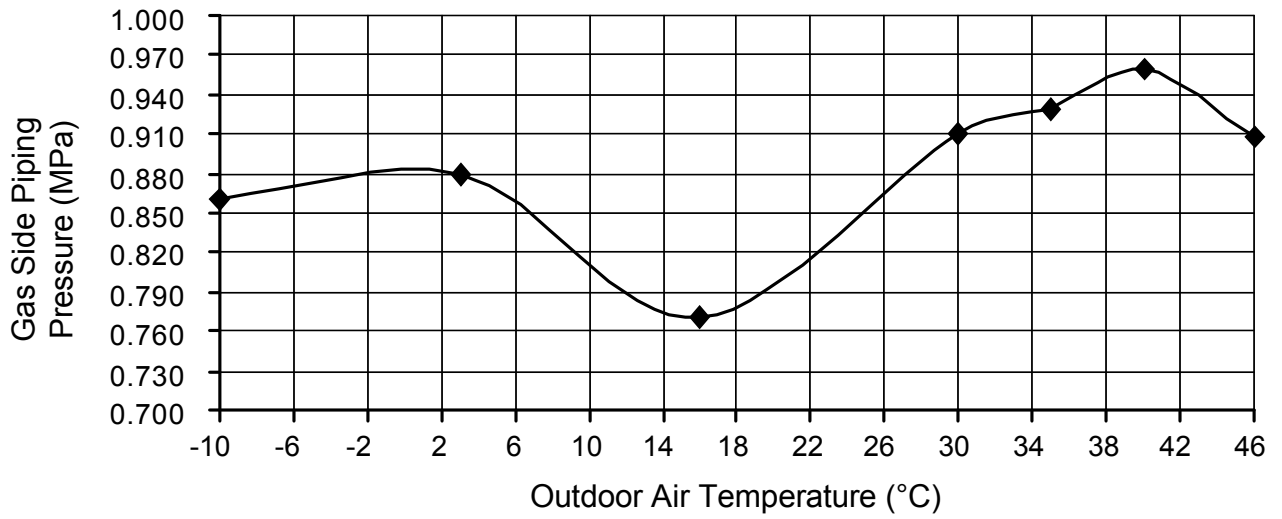
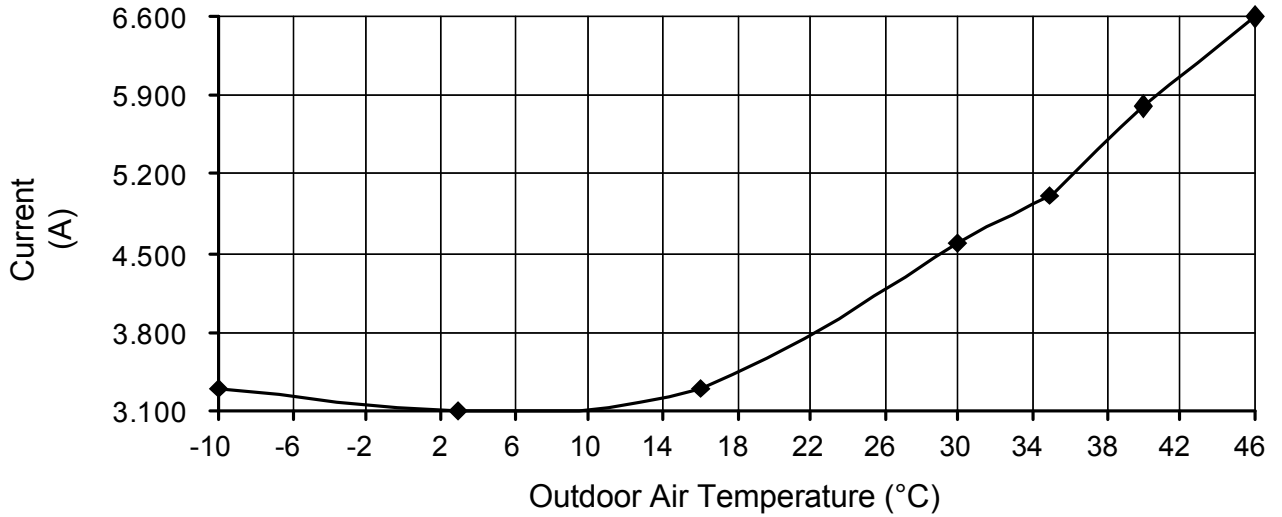
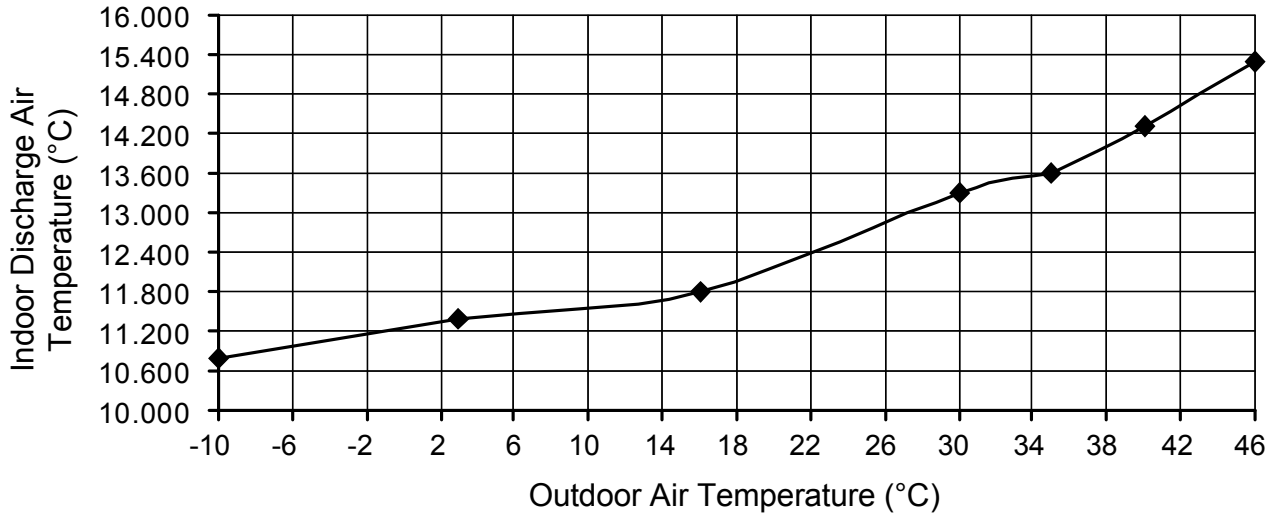
Voltage: 230V, 50Hz

B) Indoor unit capacity: Cooling (2.5), CS-Z25TKEW



- Cooling Characteristic
- [Condition] Room temperature: 27°C (DBT), 19°C (WBT)
 Operation condition: High fan speed
 Piping length: 5.0 m
 Voltage: 230V, 50Hz

C) Indoor unit capacity: Cooling (4.2), CS-Z42TKEW



- Heating Characteristic

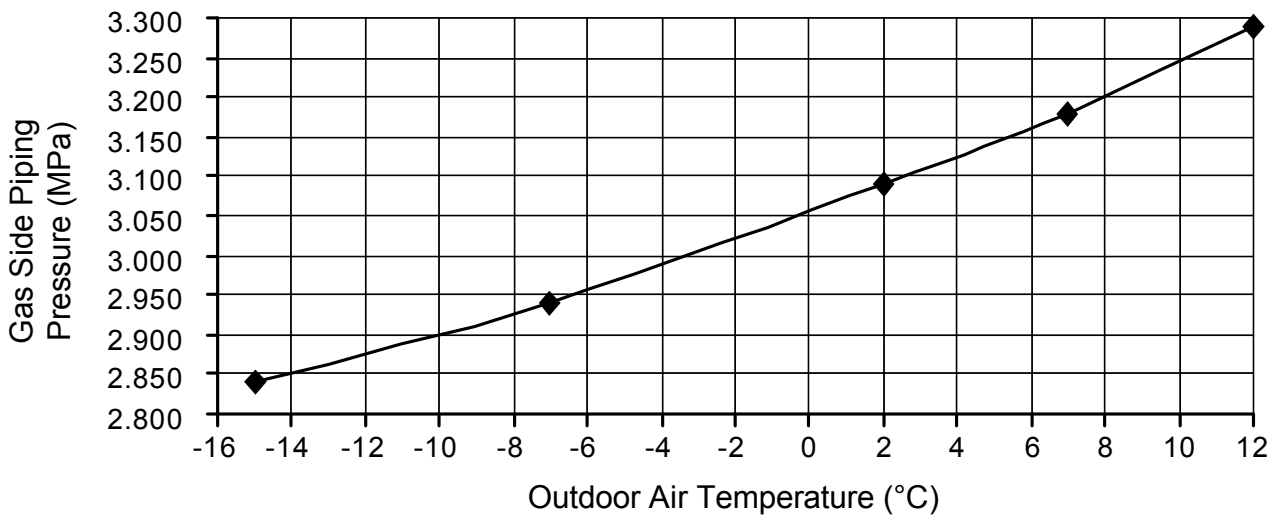
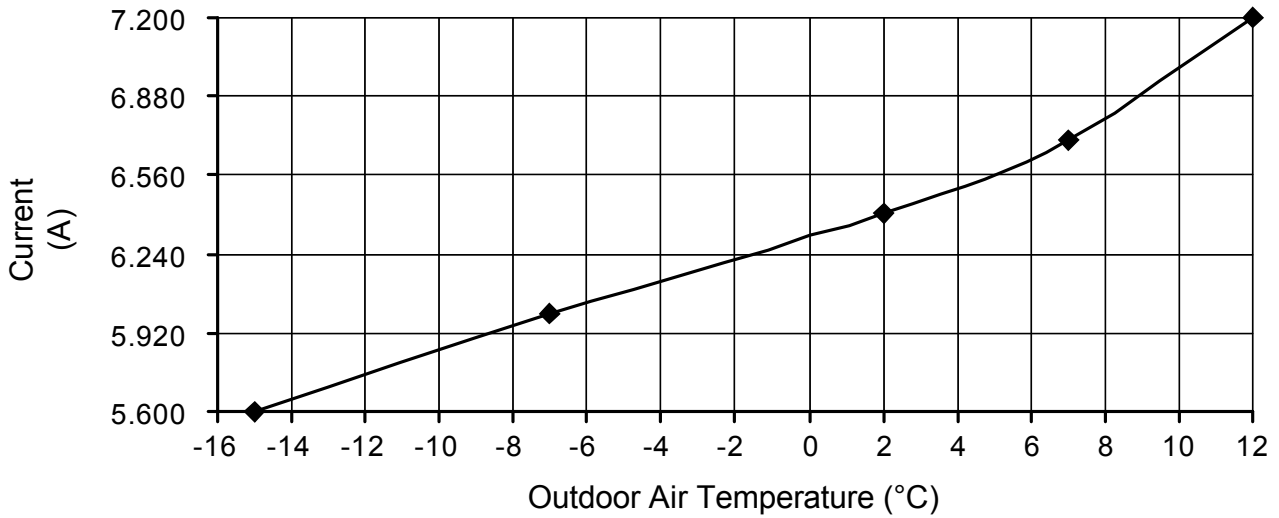
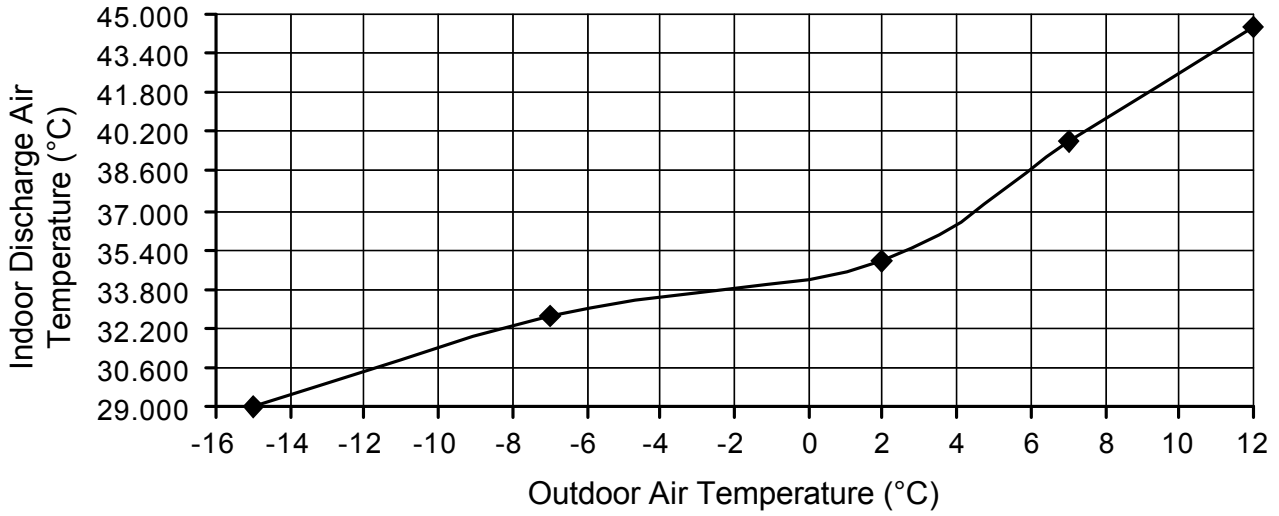
[Condition] Room temperature: 20°C (DBT), 12°C (WBT)

Operation condition: High fan speed

Piping length: 5.0 m

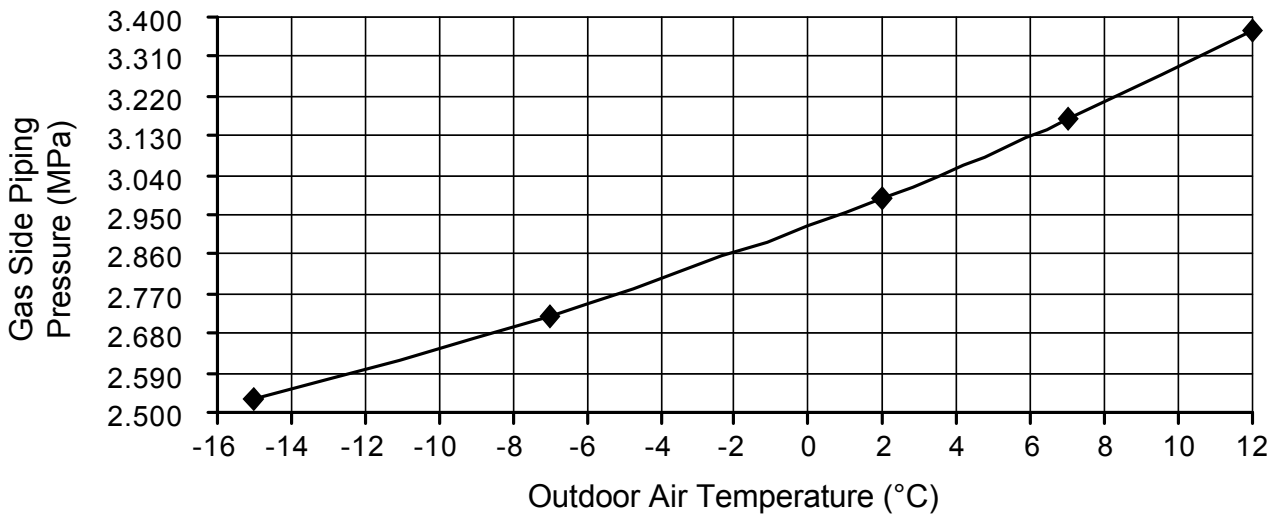
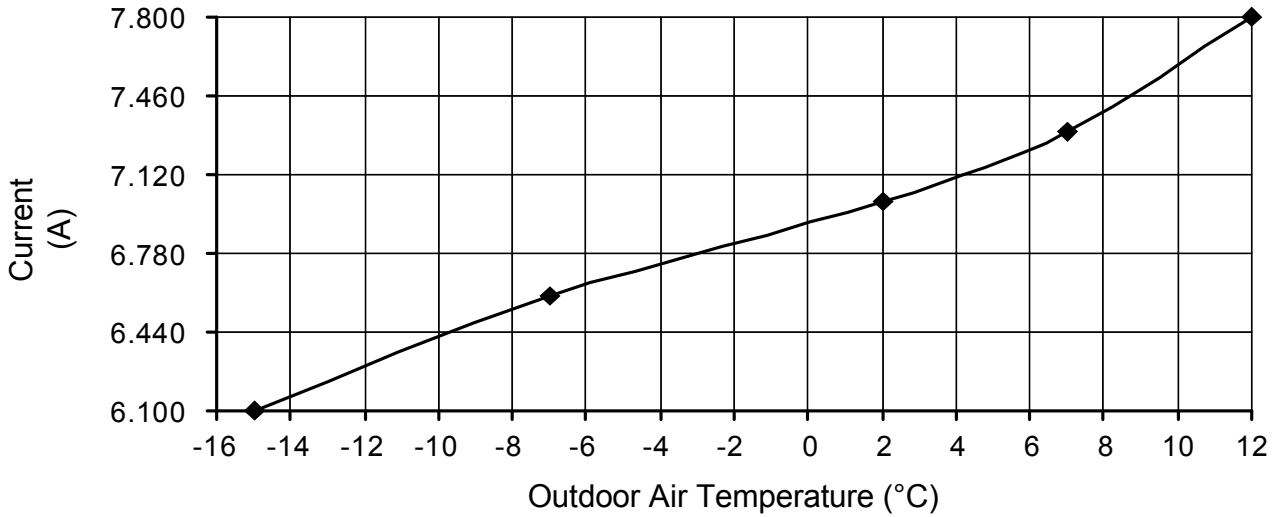
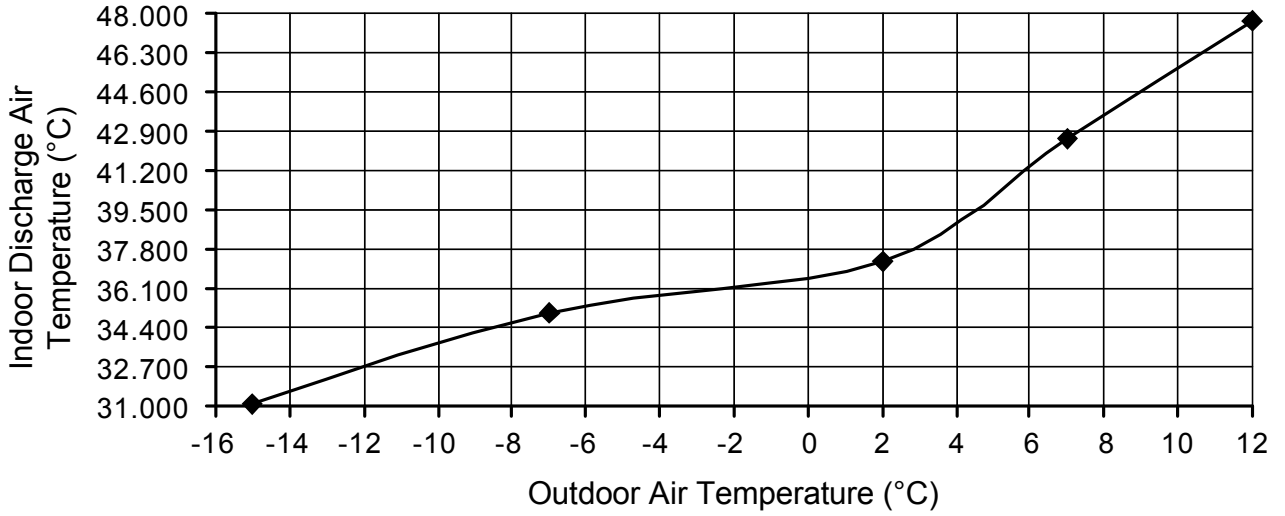
Voltage: 230V, 50Hz

A) Indoor unit capacity: Heating (2.0), CS-Z20TKEW



- Heating Characteristic
- [Condition] Room temperature: 20°C (DBT), 12°C (WBT)
 Operation condition: High fan speed
 Piping length: 5.0 m
 Voltage: 230V, 50Hz

B) Indoor unit capacity: Heating (2.5), CS-Z25TKEW



- Heating Characteristic

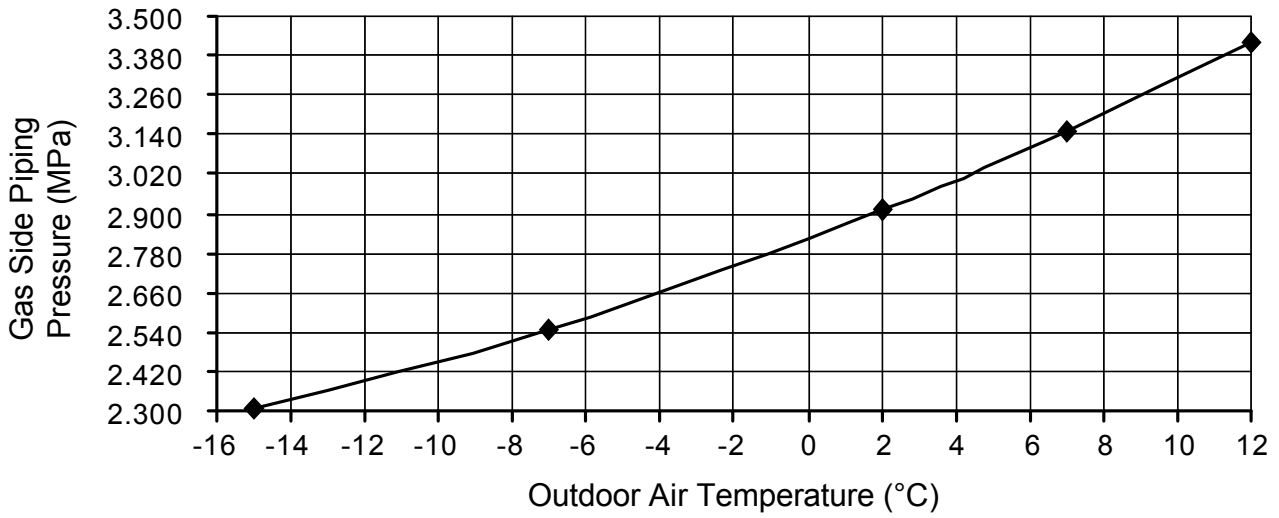
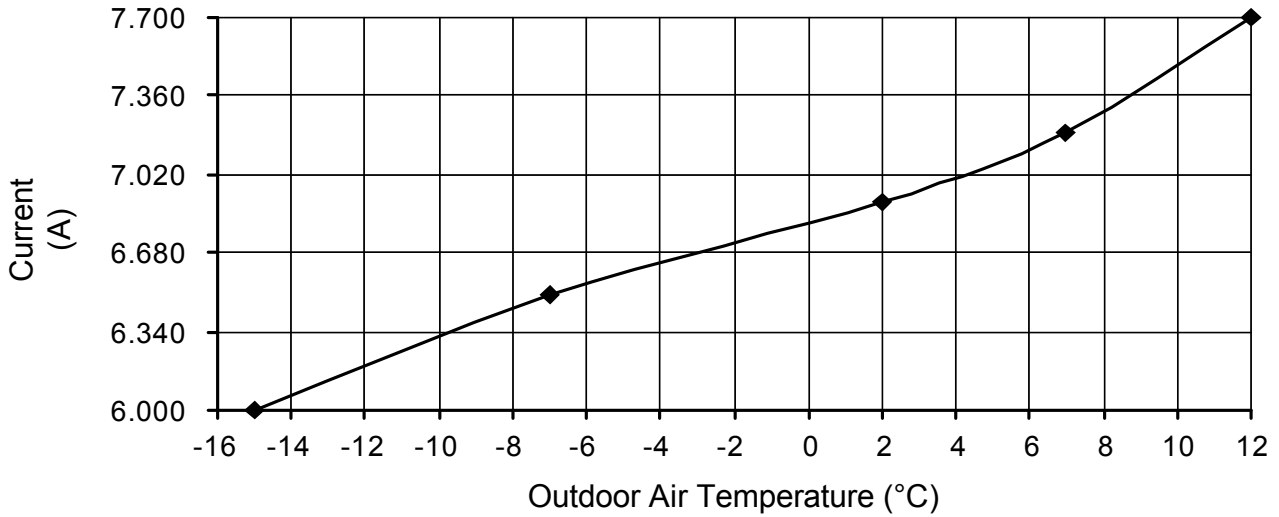
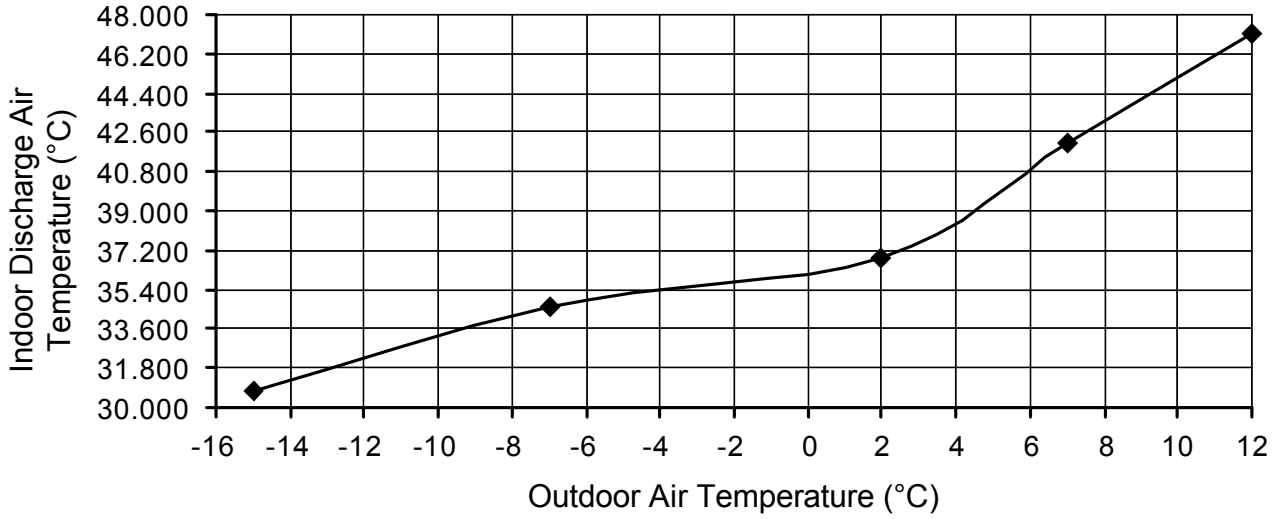
[Condition] Room temperature: 20°C (DBT), 12°C (WBT)

Operation condition: High fan speed

Piping length: 5.0 m

Voltage: 230V, 50Hz

C) Indoor unit capacity: Heating (4.2), CS-Z42TKEW



19.1.2 Two Indoor Unit Operation

- Cooling Characteristic

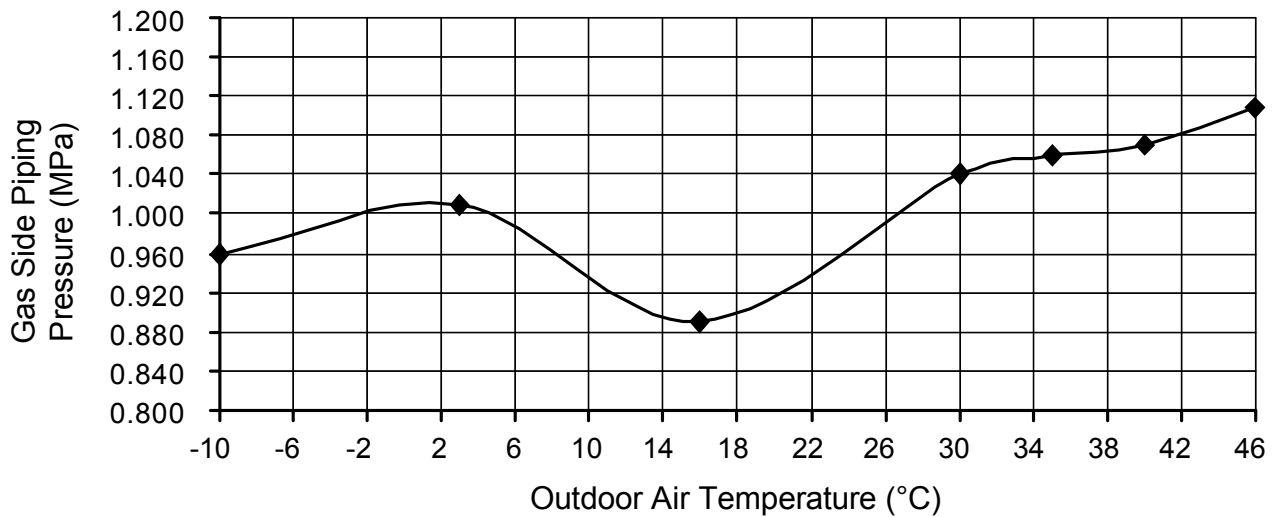
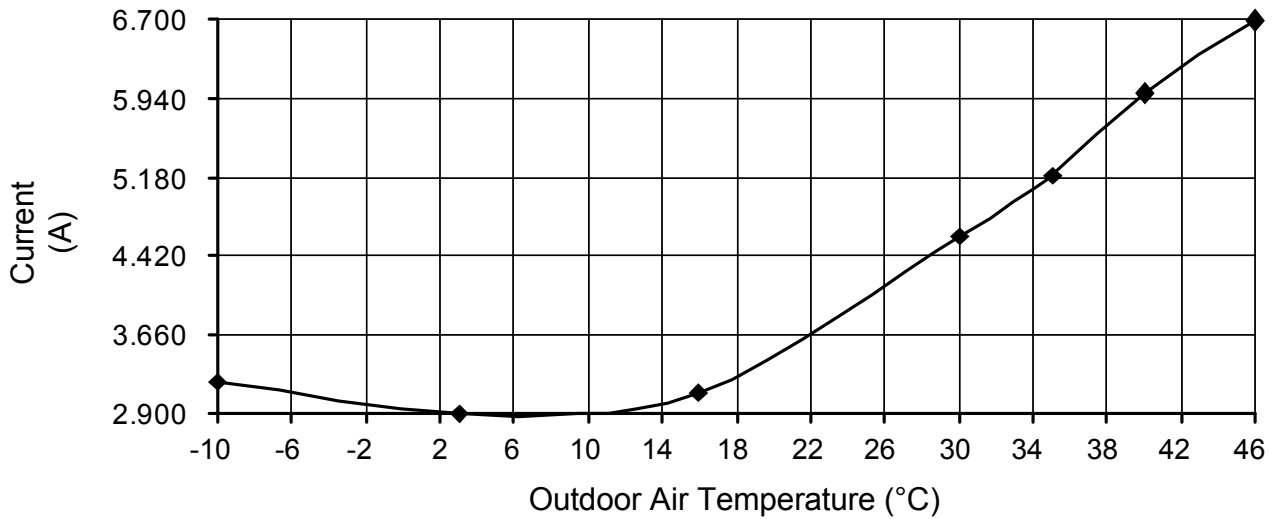
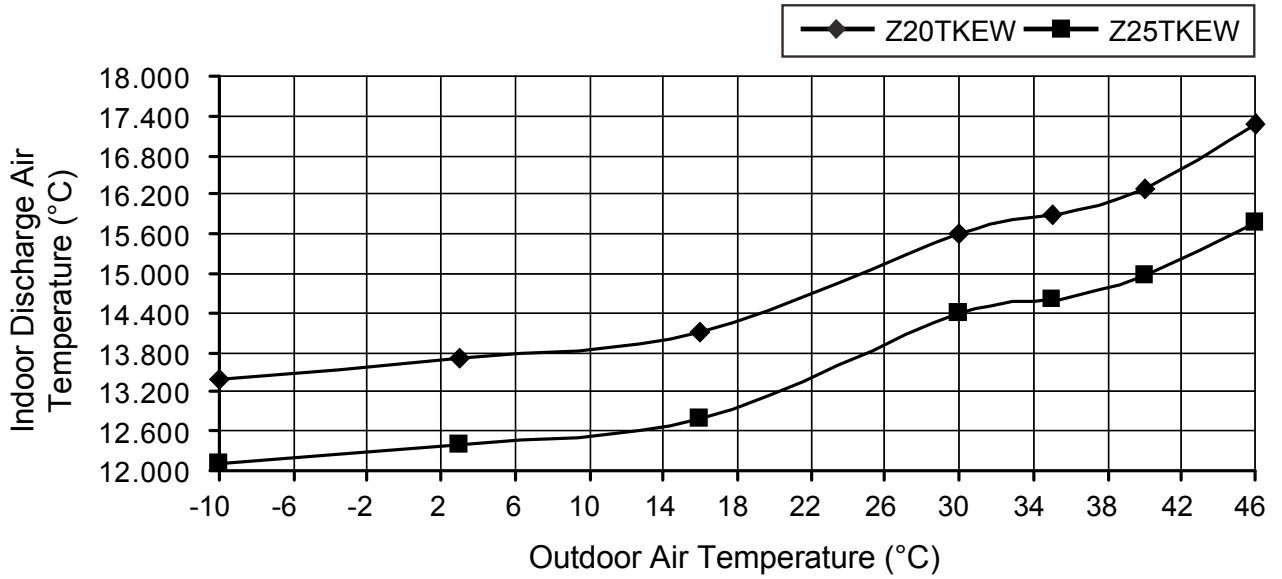
[Condition] Room temperature: 27°C (DBT), 19°C (WBT)

Operation condition: High fan speed

Piping length: 5.0 m

Voltage: 230V, 50Hz

A) Indoor unit capacity: Cooling (2.0 + 2.5), CS-Z20TKEW + CS-Z25TKEW



- Cooling Characteristic

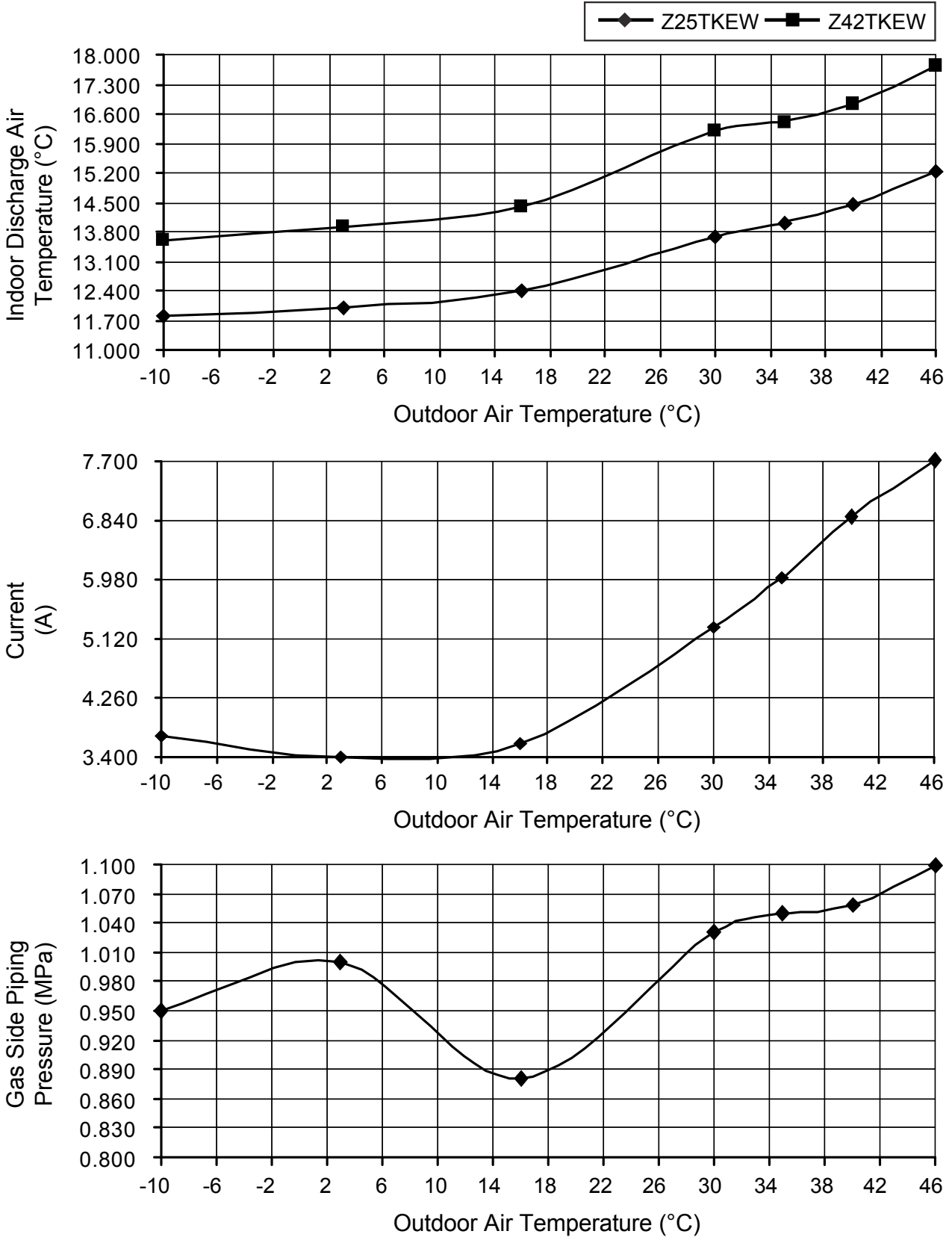
[Condition] Room temperature: 27°C (DBT), 19°C (WBT)

Operation condition: High fan speed

Piping length: 5.0 m

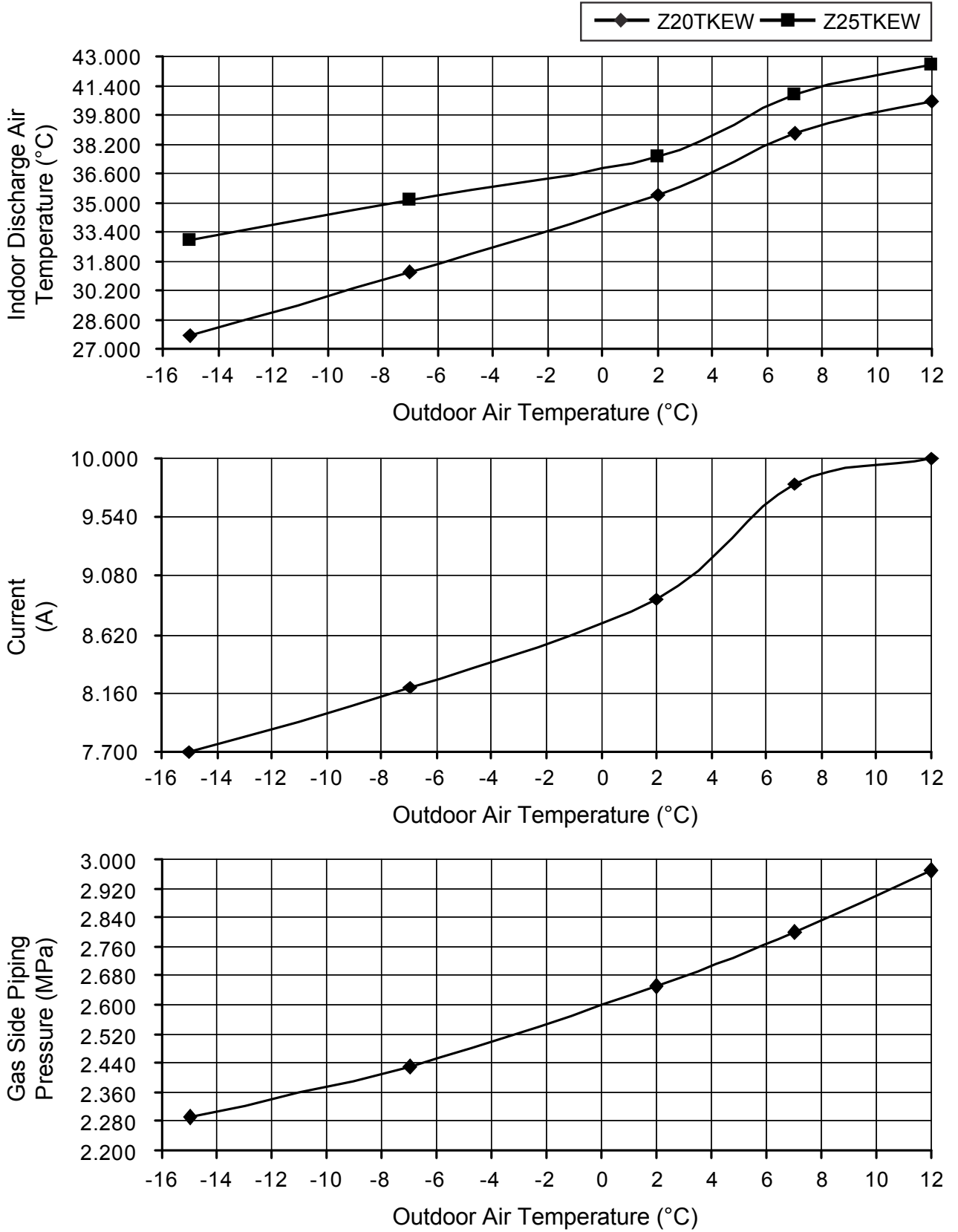
Voltage: 230V, 50Hz

B) Indoor unit capacity: Cooling (2.5 + 4.2), CS-Z25TKEW + CS-Z42TKEW



- Heating Characteristic
- [Condition] Room temperature: 20°C (DBT), 12°C (WBT)
 Operation condition: High fan speed
 Piping length: 5.0 m
 Voltage: 230V, 50Hz

A) Indoor unit capacity: Heating (2.0 + 2.5), CS-Z20TKEW + CS-Z25TKEW



- Heating Characteristic

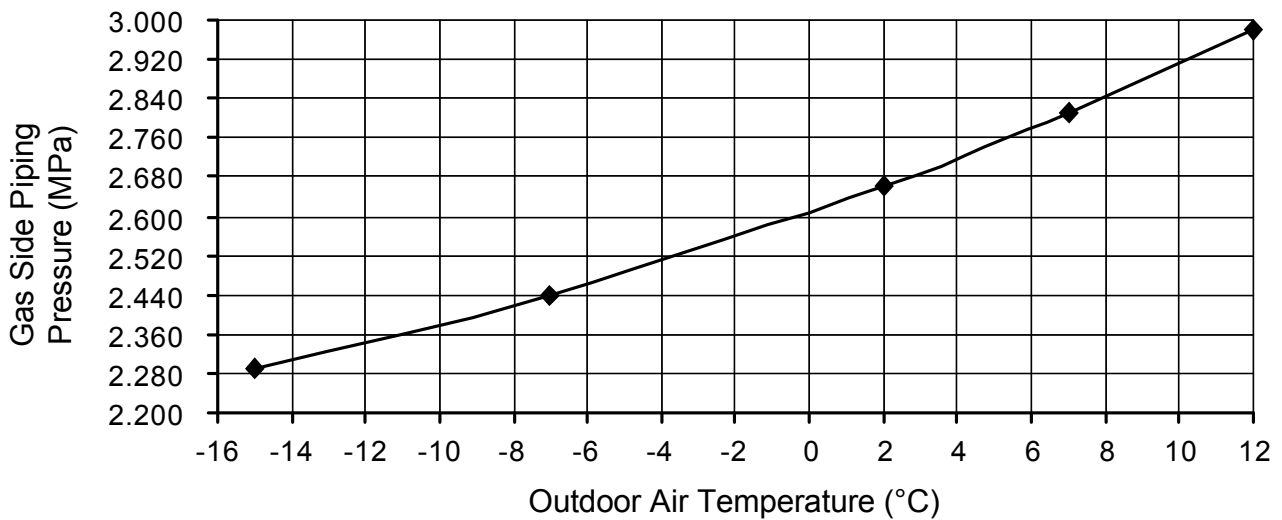
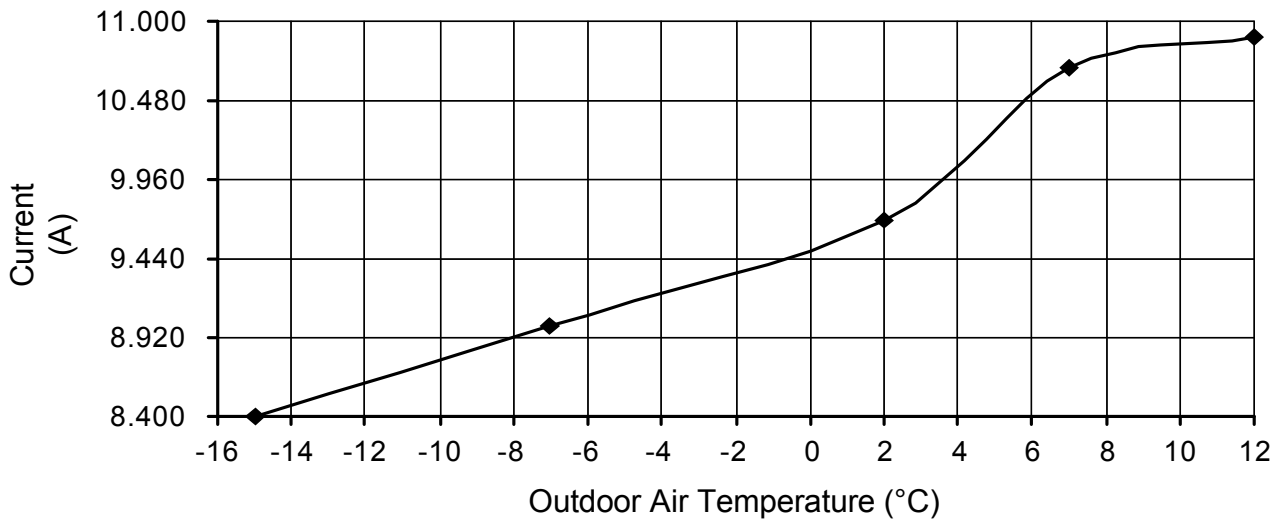
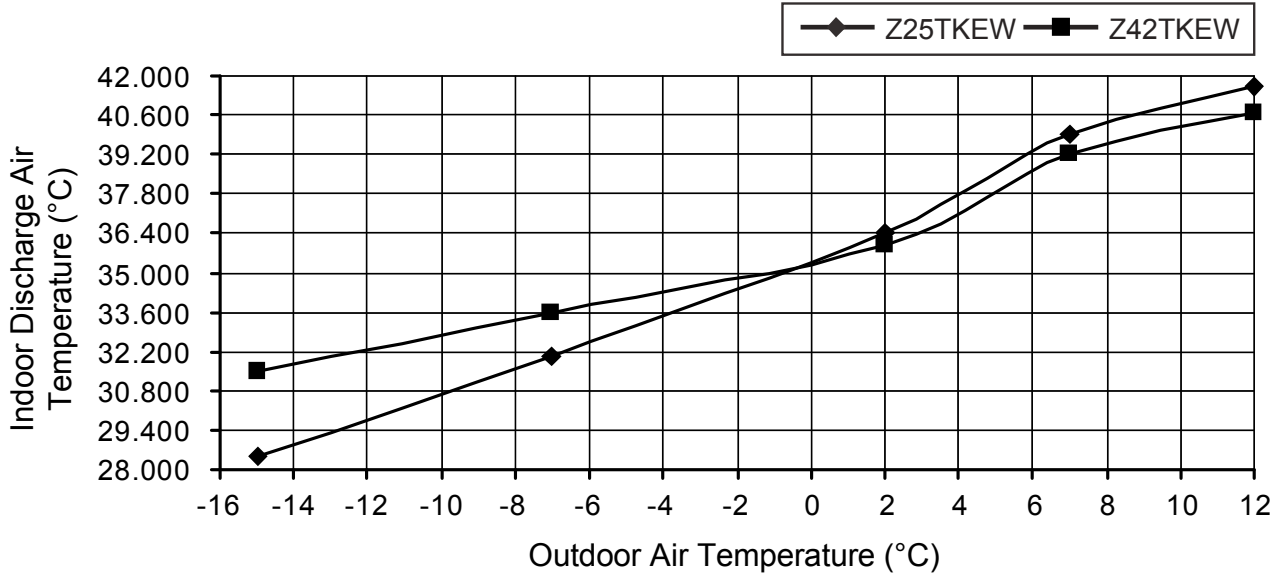
[Condition] Room temperature: 20°C (DBT), 12°C (WBT)

Operation condition: High fan speed

Piping length: 5.0 m

Voltage: 230V, 50Hz

B) Indoor unit capacity: Heating (2.5 + 4.2), CS-Z25TKEW + CS-Z42TKEW



19.1.3 Three Indoor Unit Operation

- Cooling Characteristic

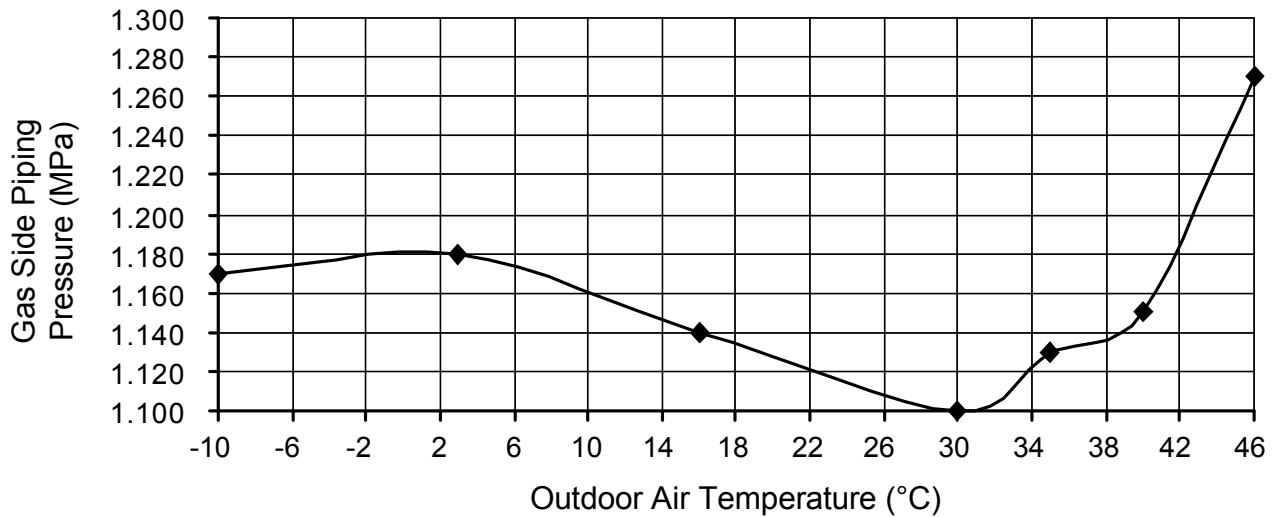
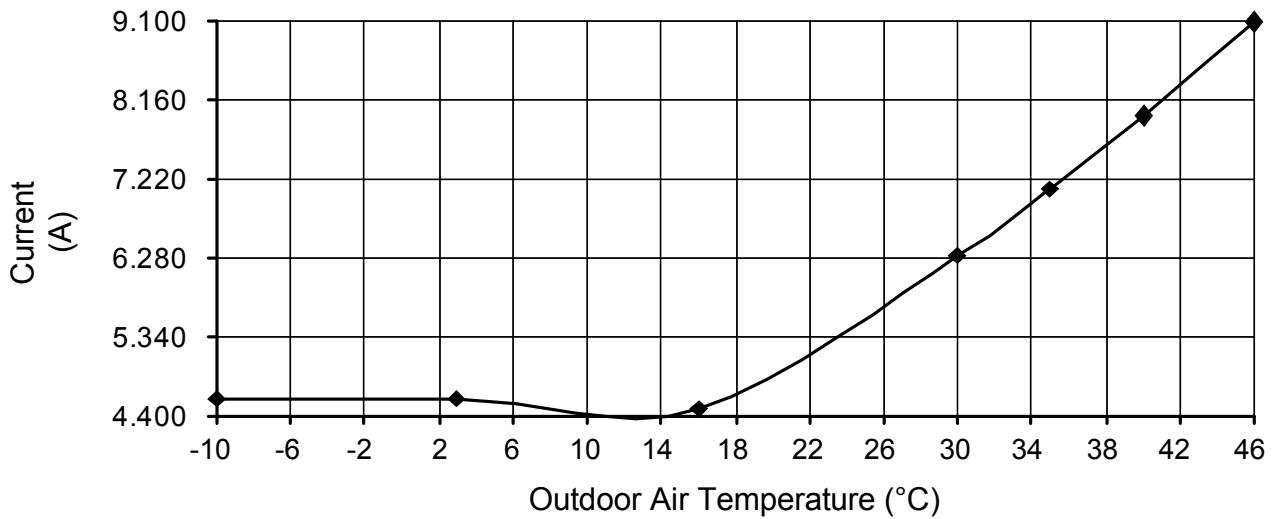
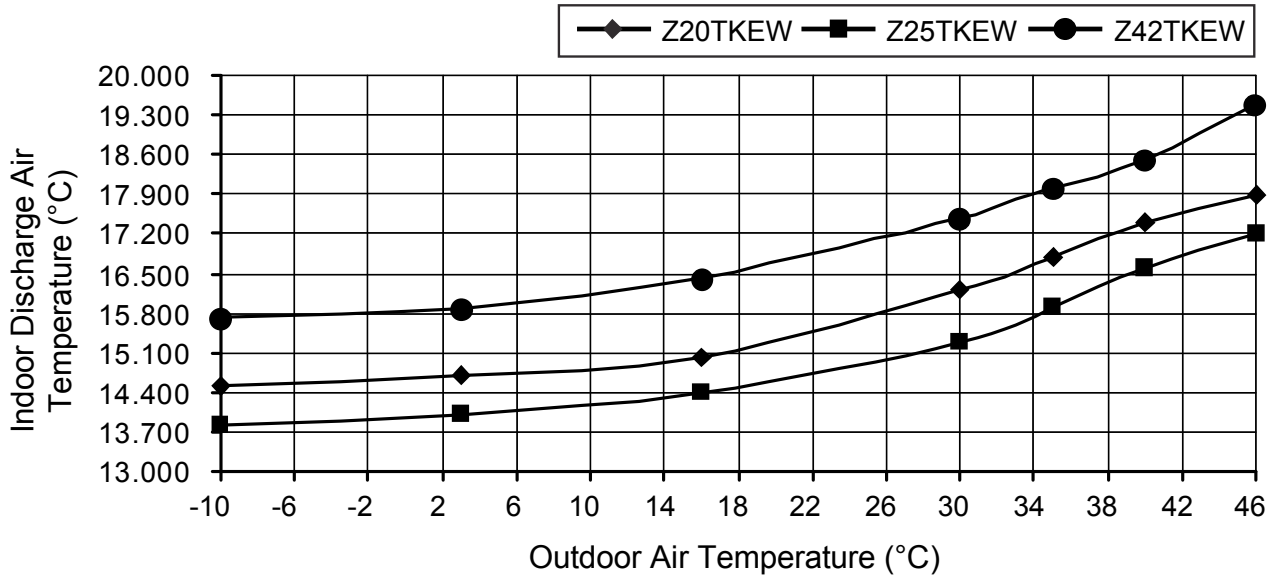
[Condition] Room temperature: 27°C (DBT), 19°C (WBT)

Operation condition: High fan speed

Piping length: 5.0 m

Voltage: 230V, 50Hz

A) Indoor unit capacity: Cooling (2.0 + 2.5 + 4.2), CS-Z20TKEW + CS-Z25TKEW + CS-Z42TKEW



- Heating Characteristic

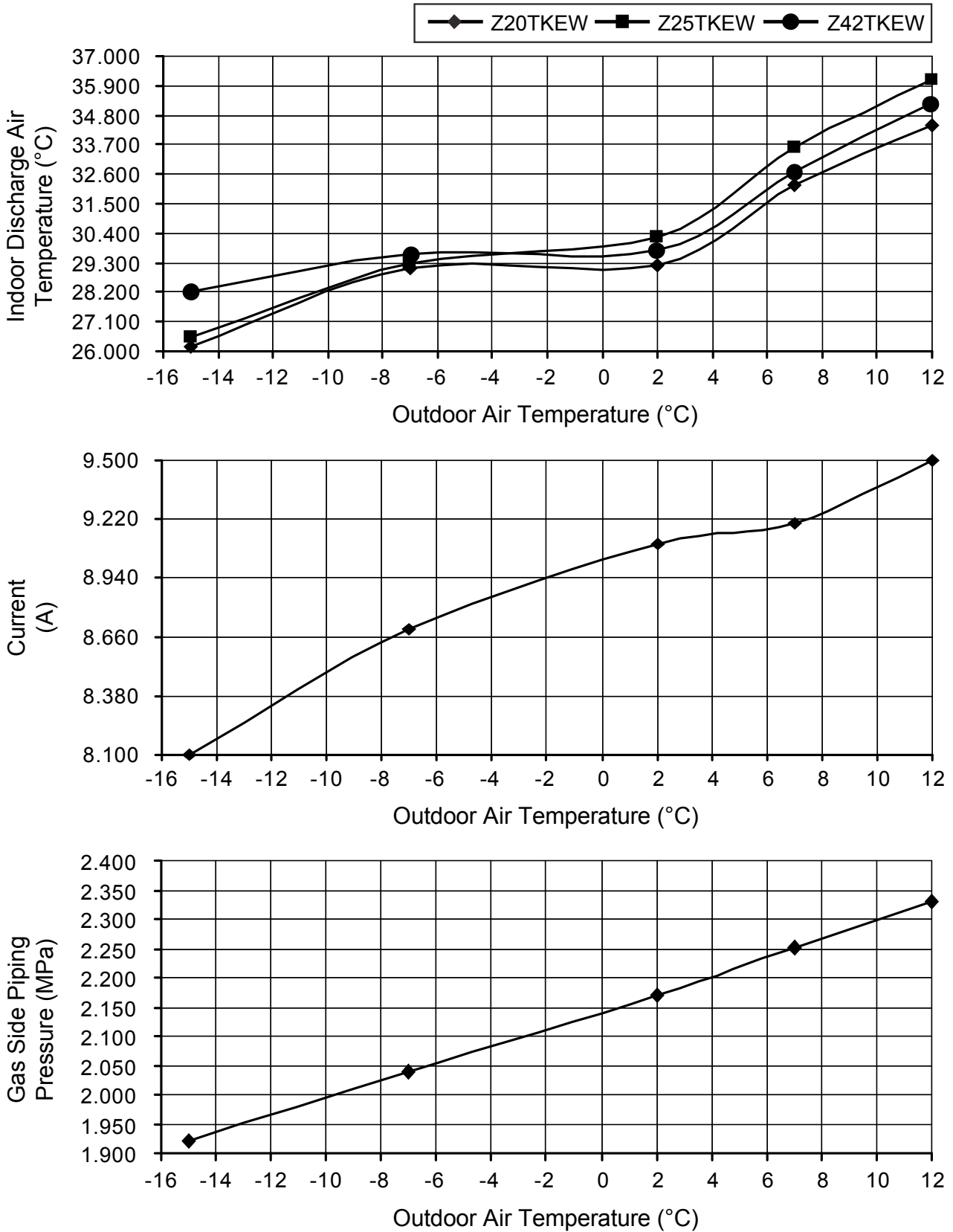
[Condition] Room temperature: 20°C (DBT), 12°C (WBT)

Operation condition: High fan speed

Piping length: 5.0 m

Voltage: 230V, 50Hz

A) Indoor unit capacity: Heating (2.0 + 2.5 + 4.2), CS-Z20TKEW + CS-Z25TKEW + CS-Z42TKEW

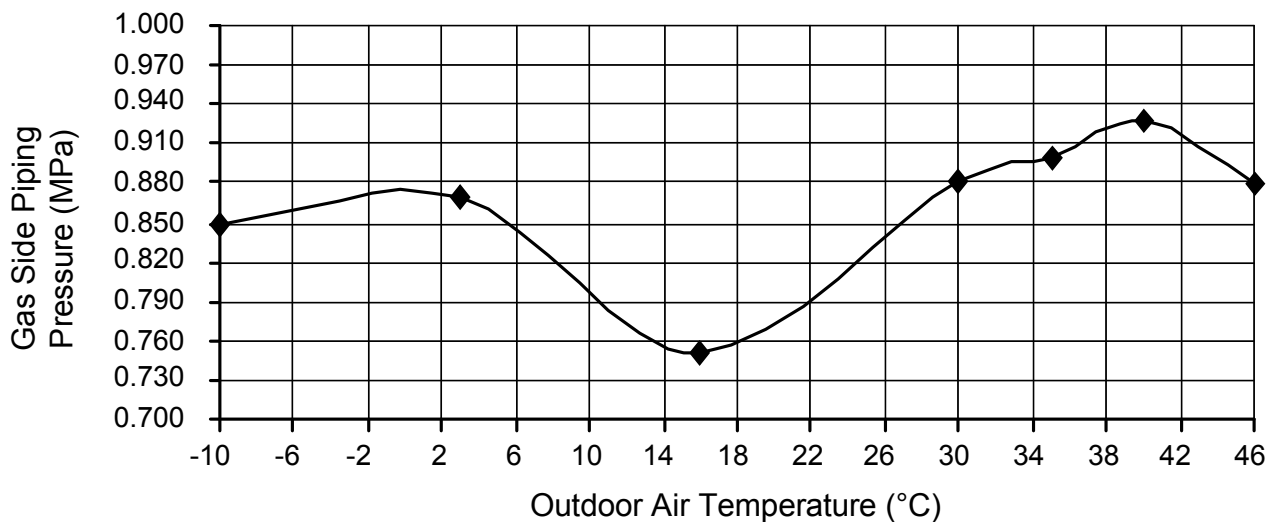
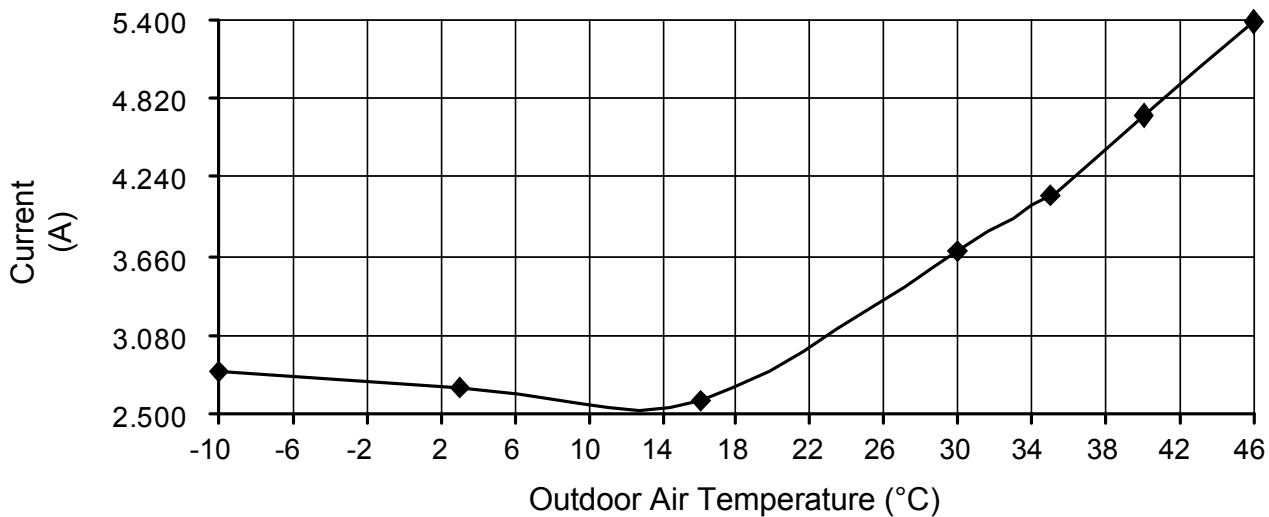
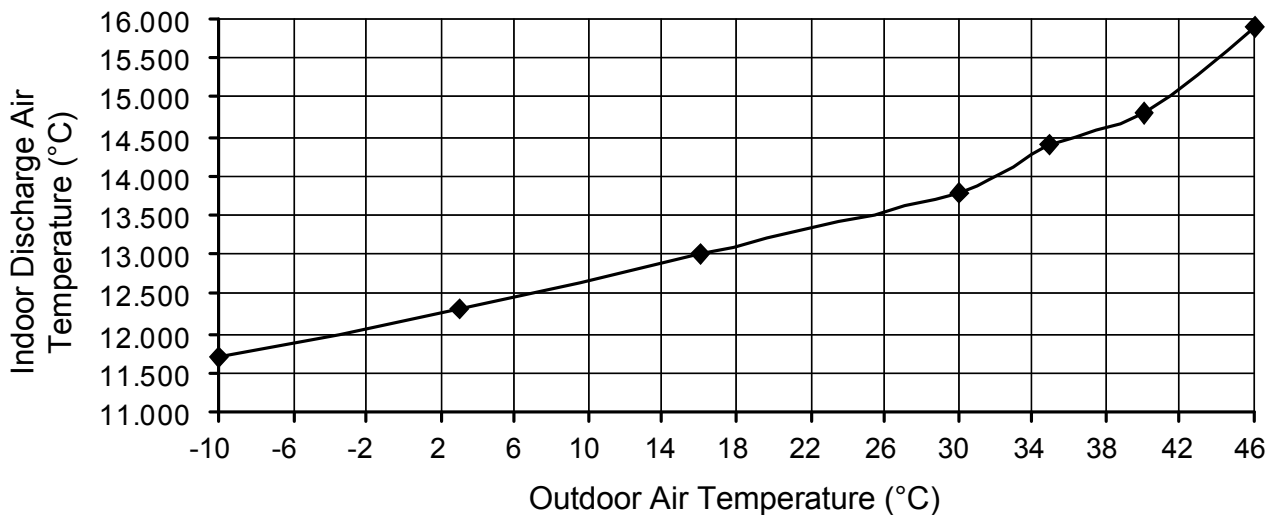


19.2 Operation Characteristics (CU-3Z68TBE)

19.2.1 One Indoor Unit Operation

- Cooling Characteristic
[Condition] Room temperature: 27°C (DBT), 19°C (WBT)
Operation condition: High fan speed
Piping length: 5.0 m
Voltage: 230V, 50Hz

A) Indoor unit capacity: Cooling (2.0), CS-Z20TKEW



- Cooling Characteristic

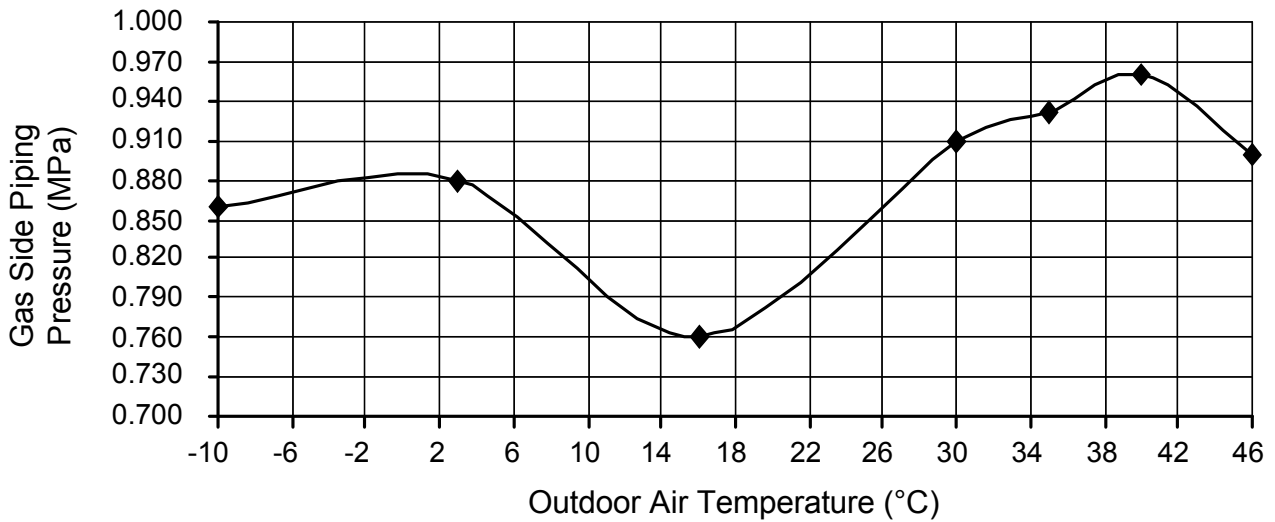
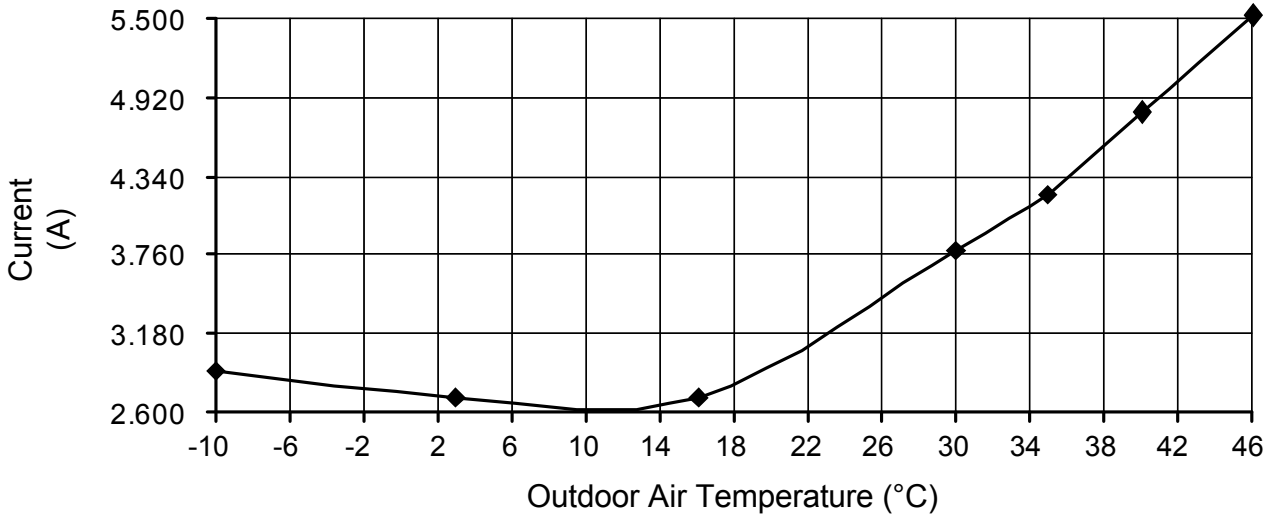
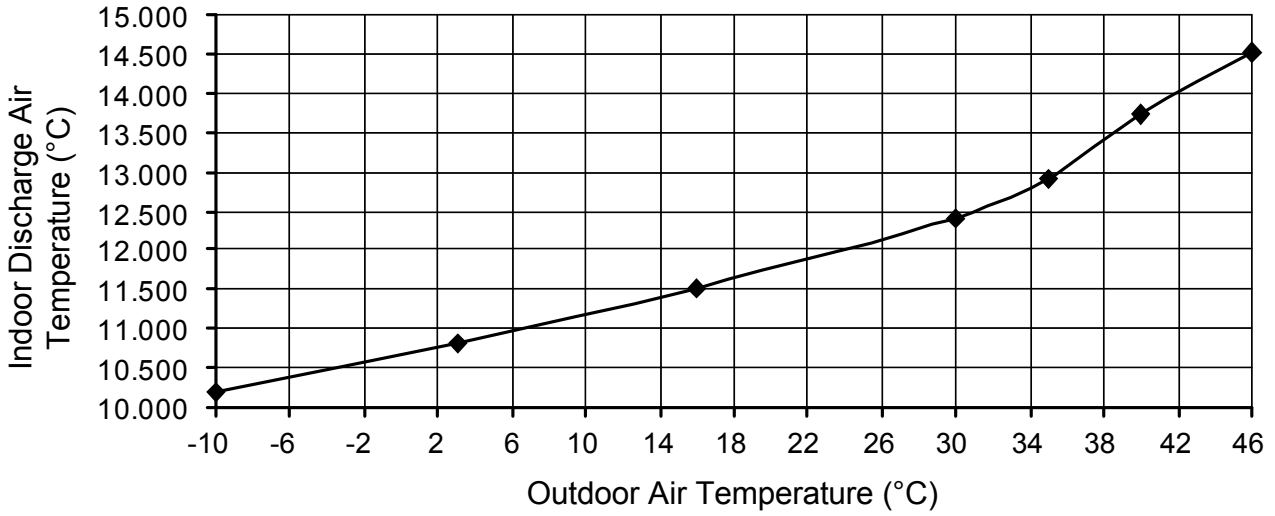
[Condition] Room temperature: 27°C (DBT), 19°C (WBT)

Operation condition: High fan speed

Piping length: 5.0 m

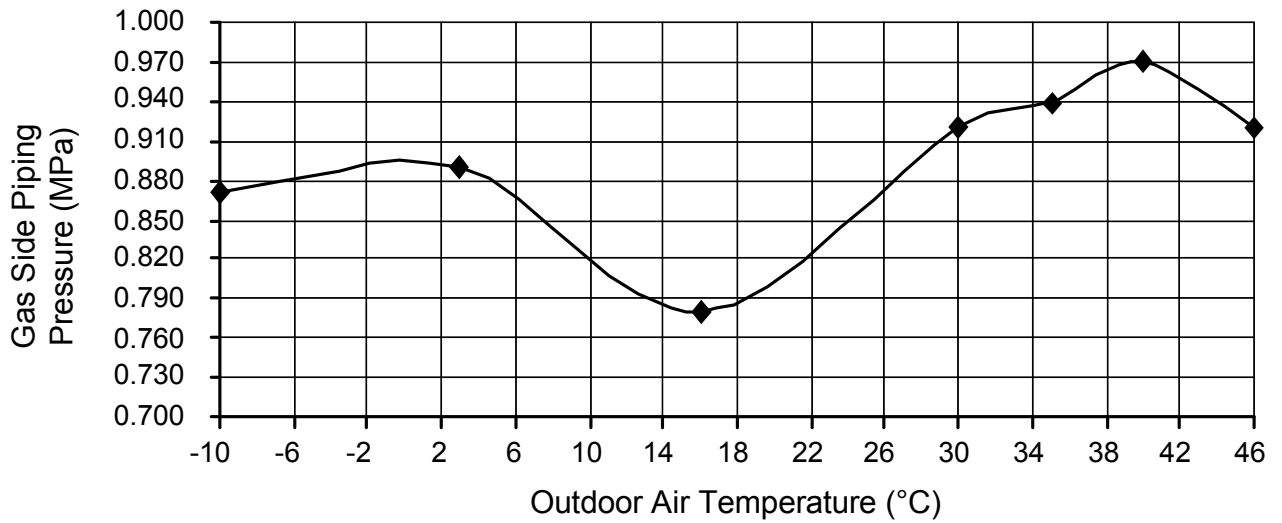
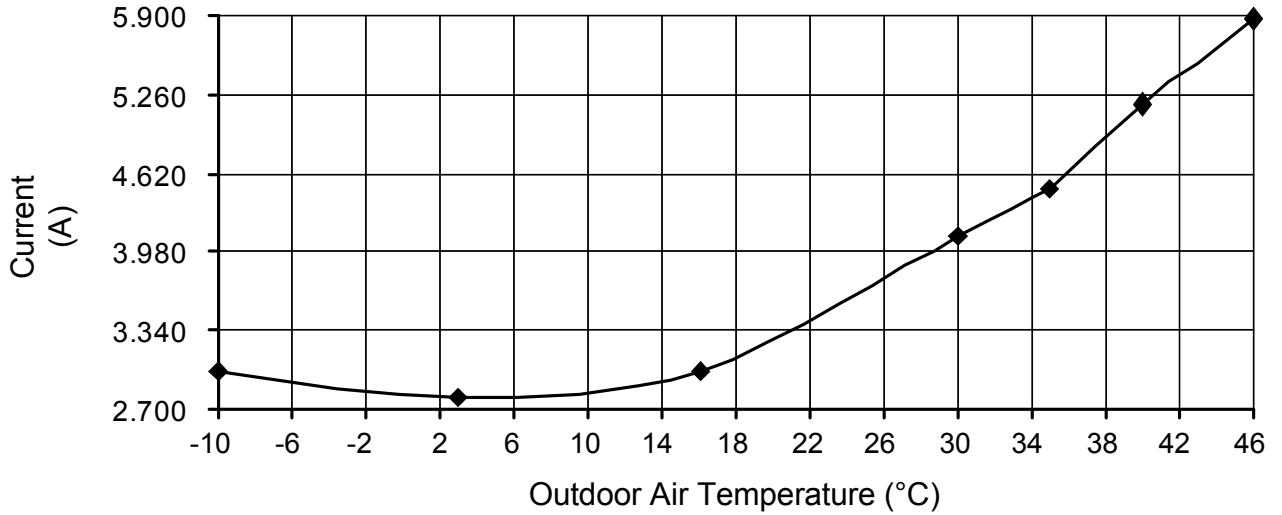
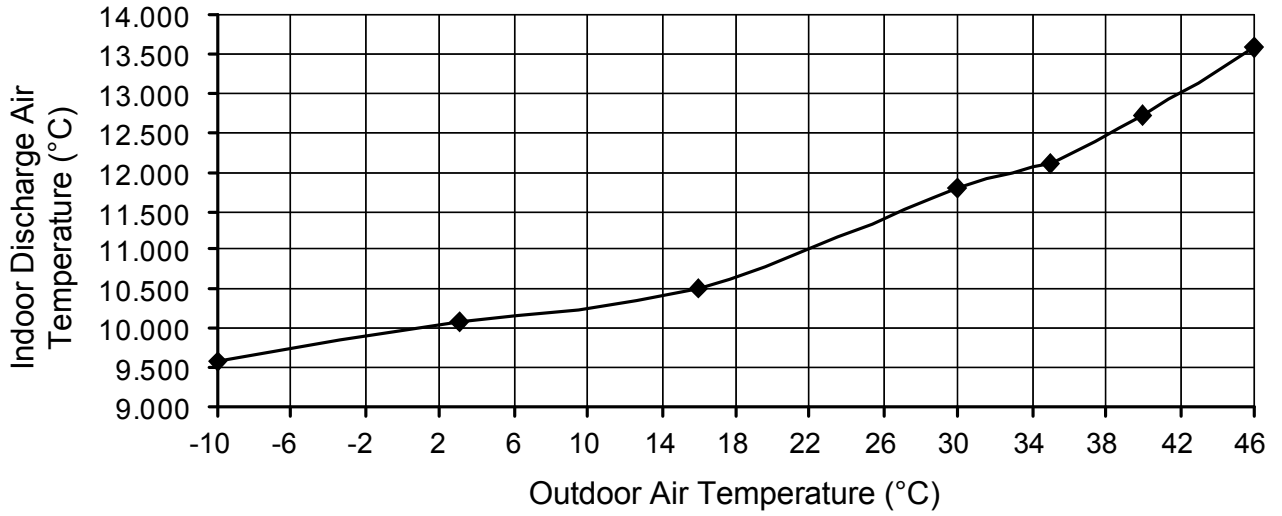
Voltage: 230V, 50Hz

B) Indoor unit capacity: Cooling (2.5), CS-Z25TKEW



- Cooling Characteristic
 [Condition] Room temperature: 27°C (DBT), 19°C (WBT)
 Operation condition: High fan speed
 Piping length: 5.0 m
 Voltage: 230V, 50Hz

C) Indoor unit capacity: Cooling (3.5), CS-Z35TKEW



- Heating Characteristic

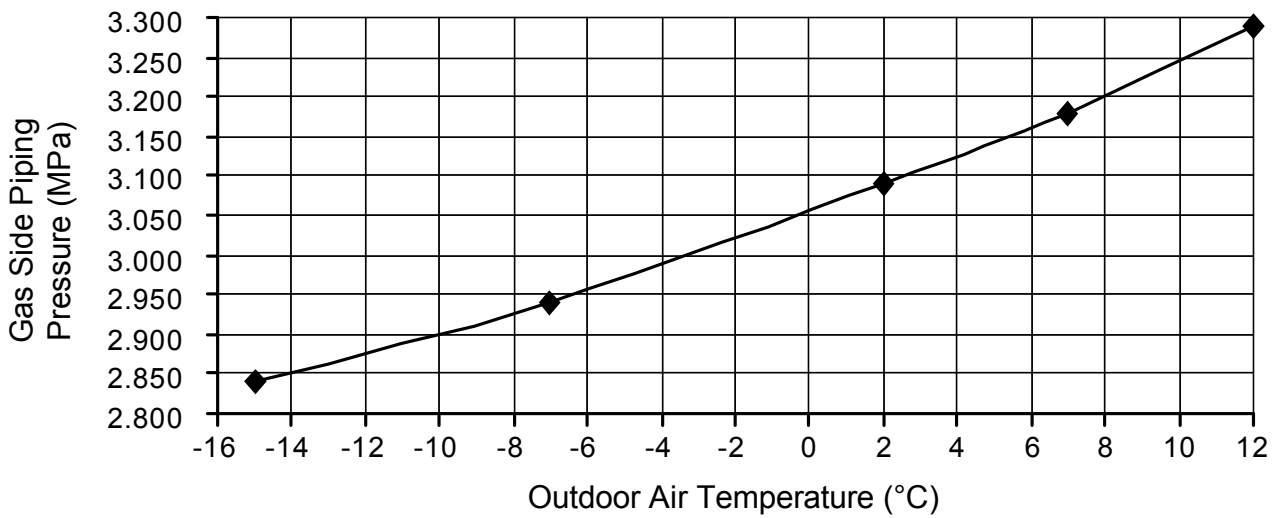
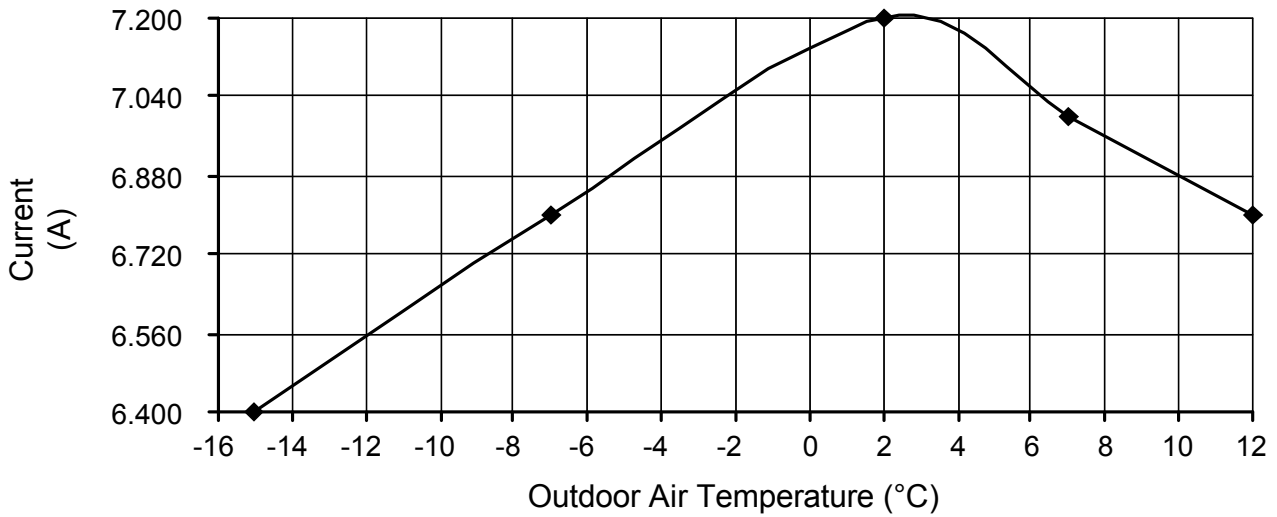
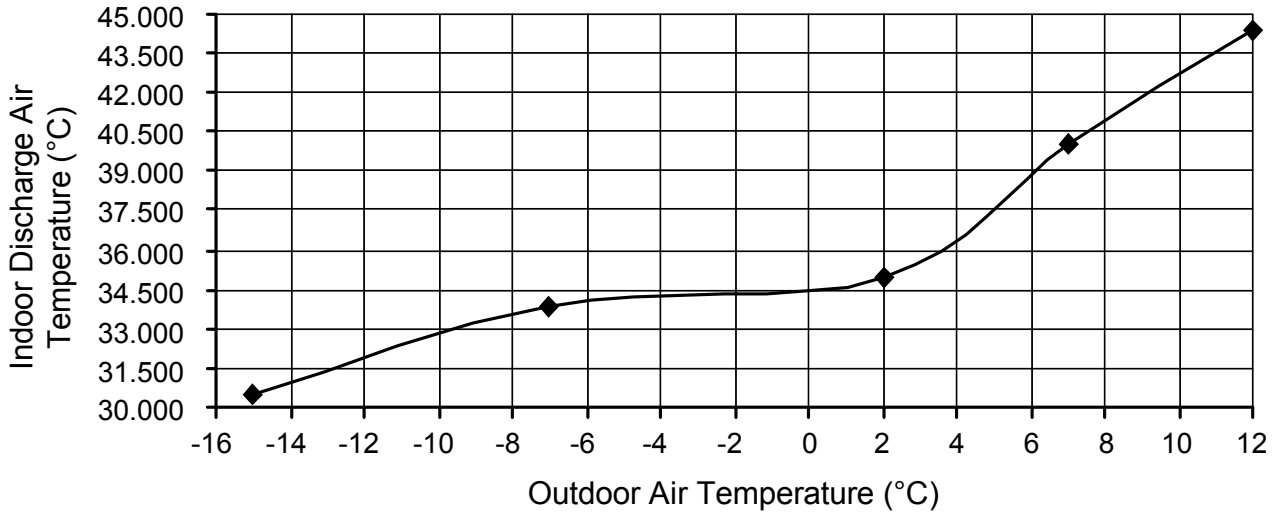
[Condition] Room temperature: 20°C (DBT), 12°C (WBT)

Operation condition: High fan speed

Piping length: 5.0 m

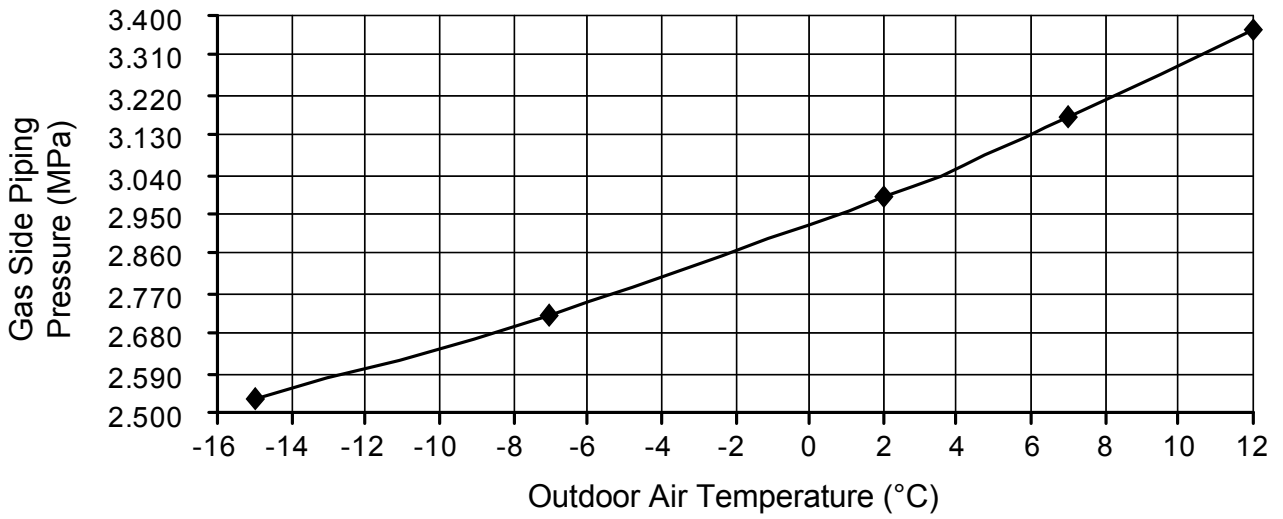
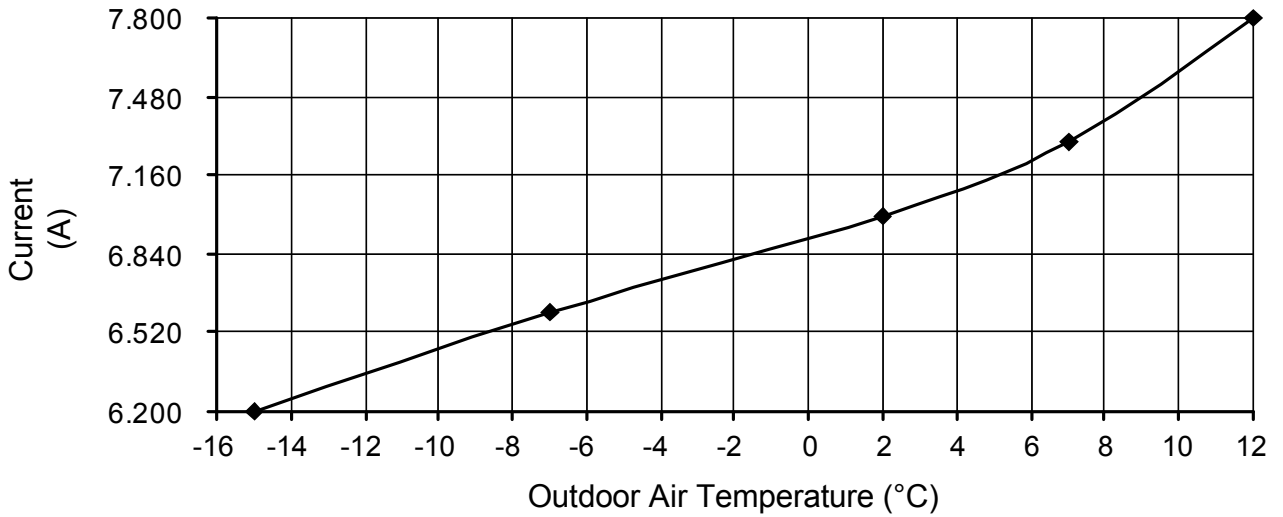
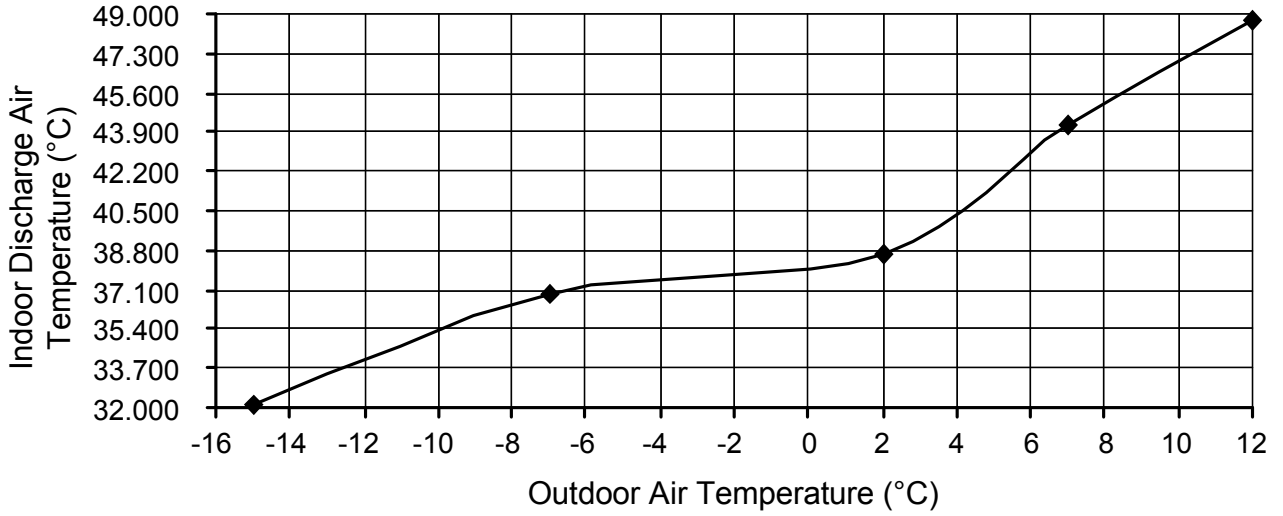
Voltage: 230V, 50Hz

A) Indoor unit capacity: Heating (2.0), CS-Z20TKEW



- Heating Characteristic
- [Condition] Room temperature: 20°C (DBT), 12°C (WBT)
 Operation condition: High fan speed
 Piping length: 5.0 m
 Voltage: 230V, 50Hz

B) Indoor unit capacity: Heating (2.5), CS-Z25TKEW



- Heating Characteristic

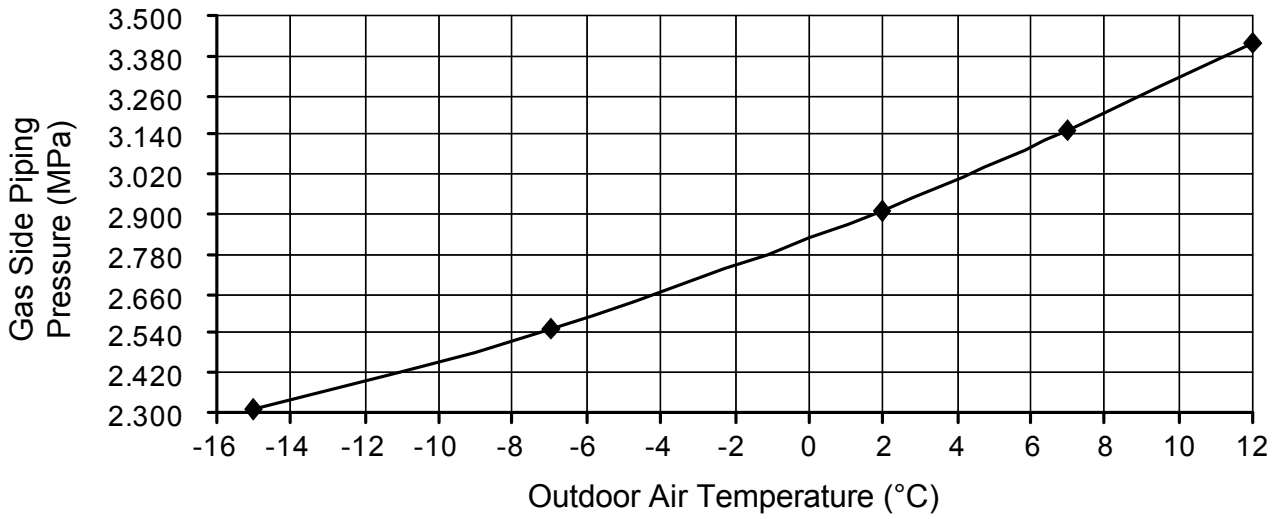
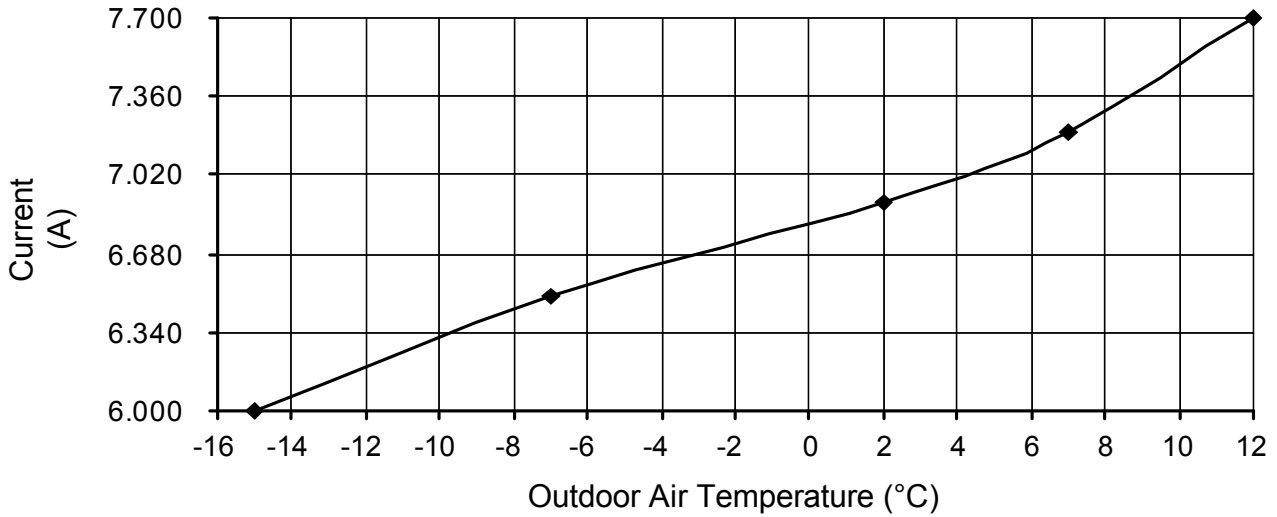
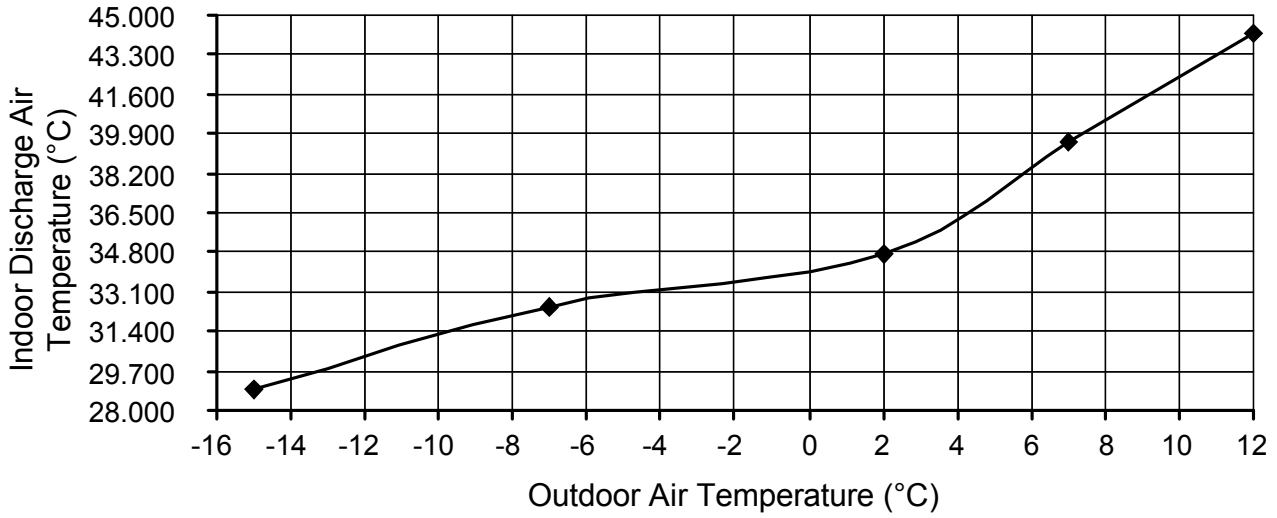
[Condition] Room temperature: 20°C (DBT), 12°C (WBT)

Operation condition: High fan speed

Piping length: 5.0 m

Voltage: 230V, 50Hz

C) Indoor unit capacity: Heating (3.5), CS-Z35TKEW



19.2.2 Two Indoor Unit Operation

- Cooling Characteristic

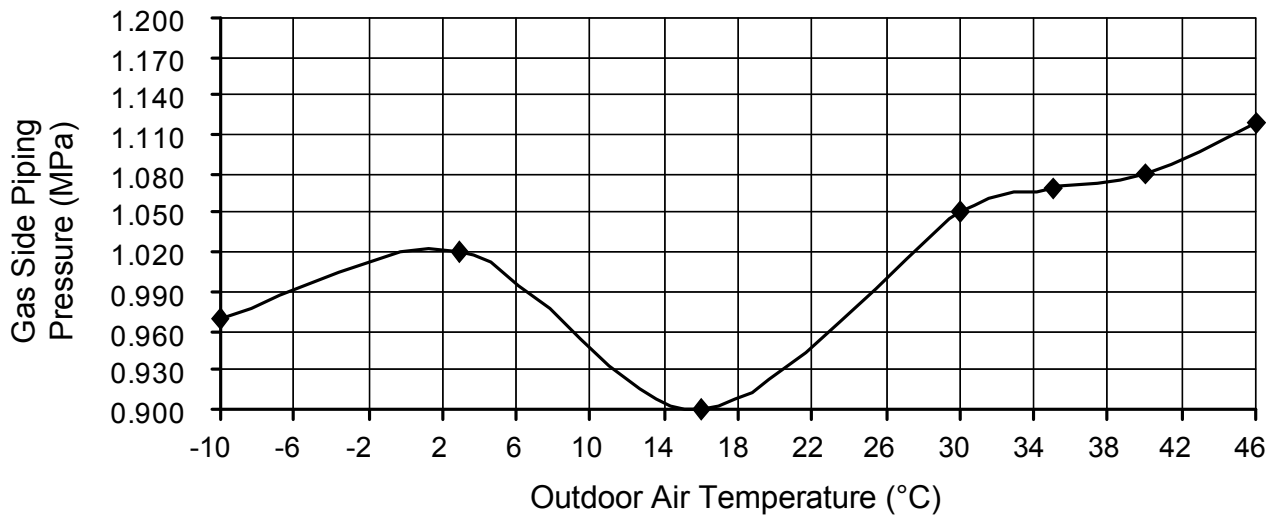
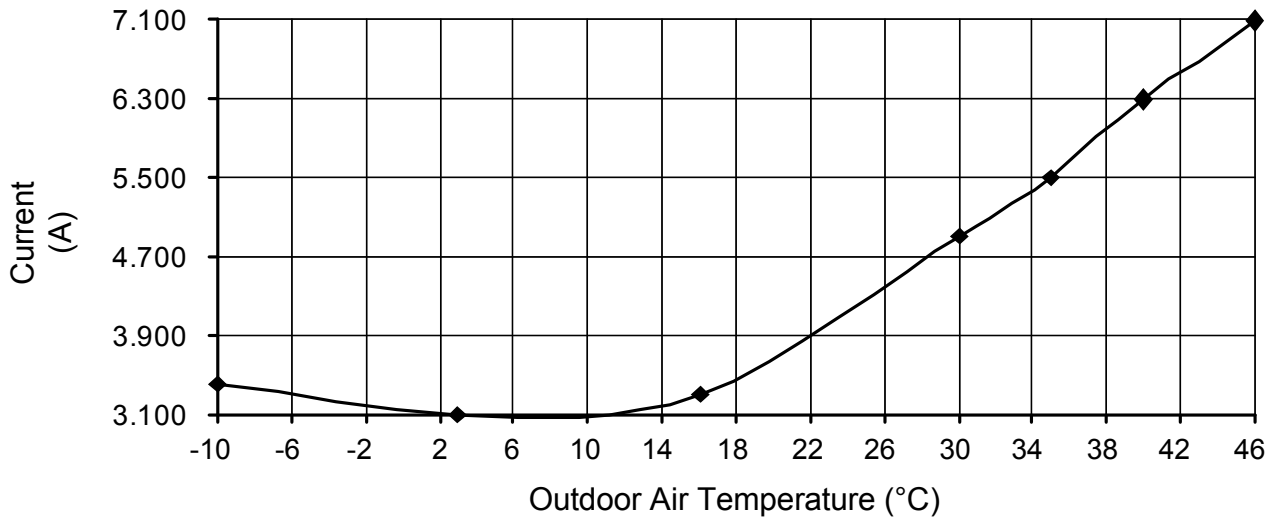
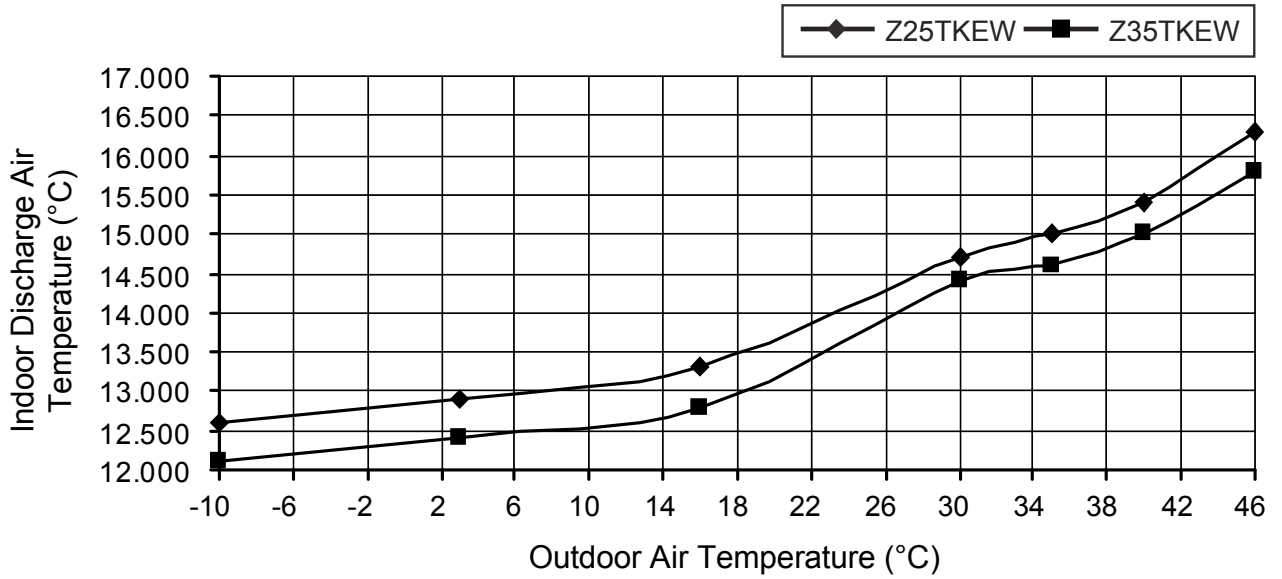
[Condition] Room temperature: 27°C (DBT), 19°C (WBT)

Operation condition: High fan speed

Piping length: 5.0 m

Voltage: 230V, 50Hz

A) Indoor unit capacity: Cooling (2.5 + 3.5), CS-Z25TKEW + CS-Z35TKEW



- Heating Characteristic

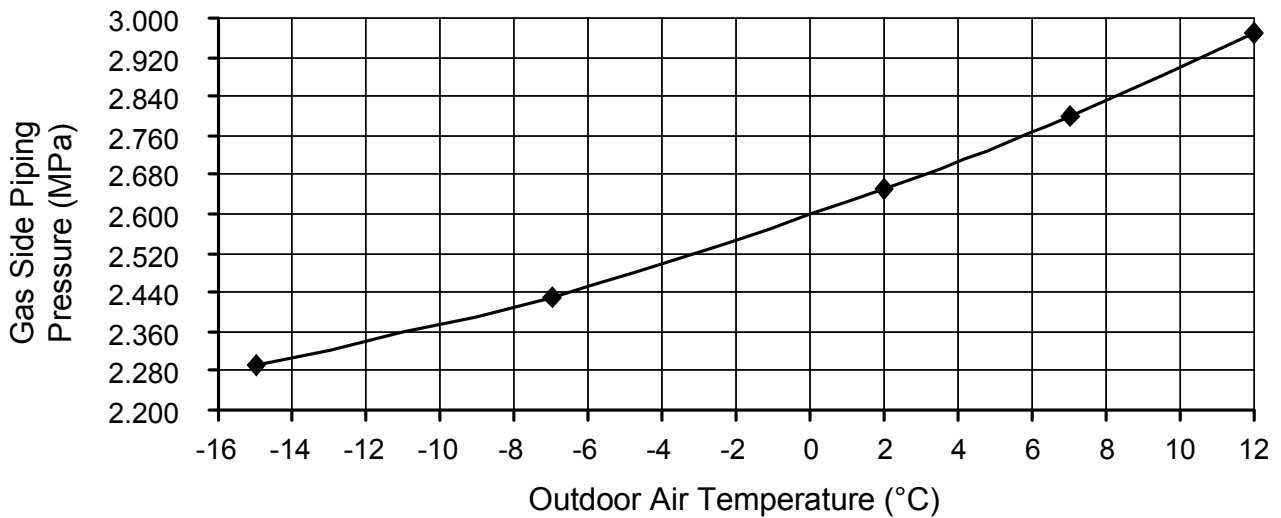
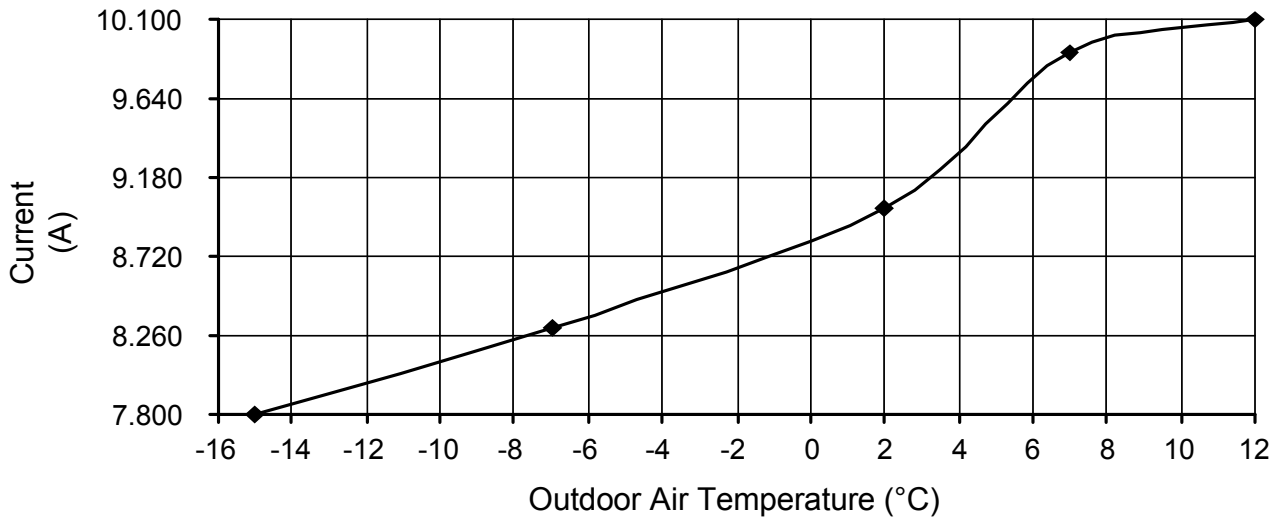
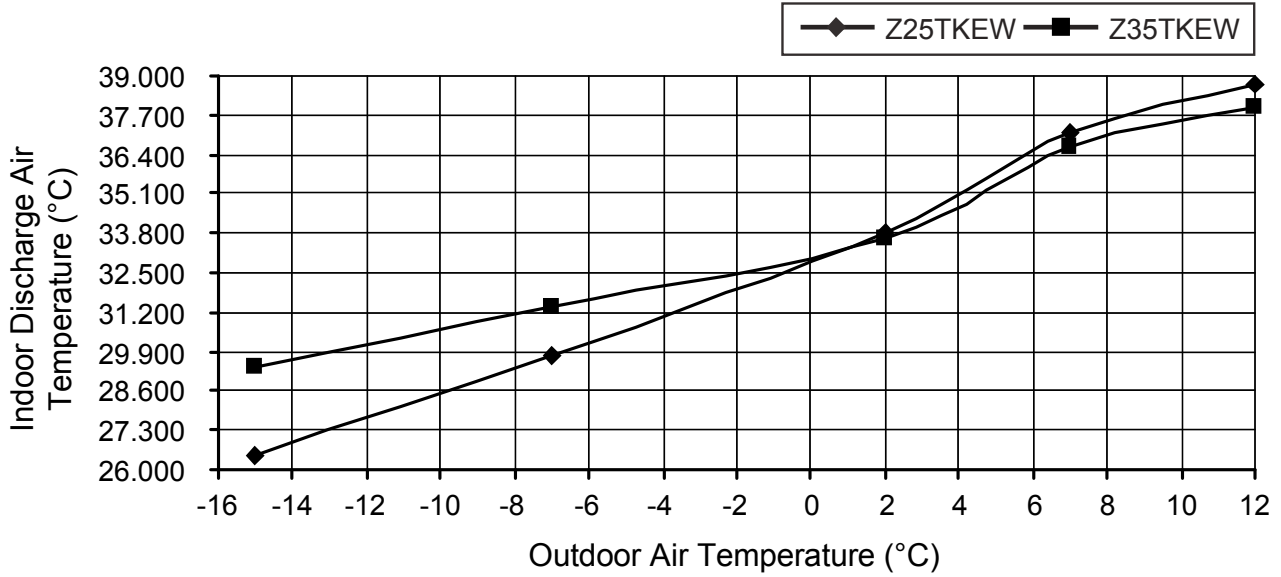
[Condition] Room temperature: 20°C (DBT), 12°C (WBT)

Operation condition: High fan speed

Piping length: 5.0 m

Voltage: 230V, 50Hz

A) Indoor unit capacity: Heating (2.5 + 3.5), CS-Z25TKEW + CS-Z35TKEW



19.2.3 Three Indoor Unit Operation

- Cooling Characteristic

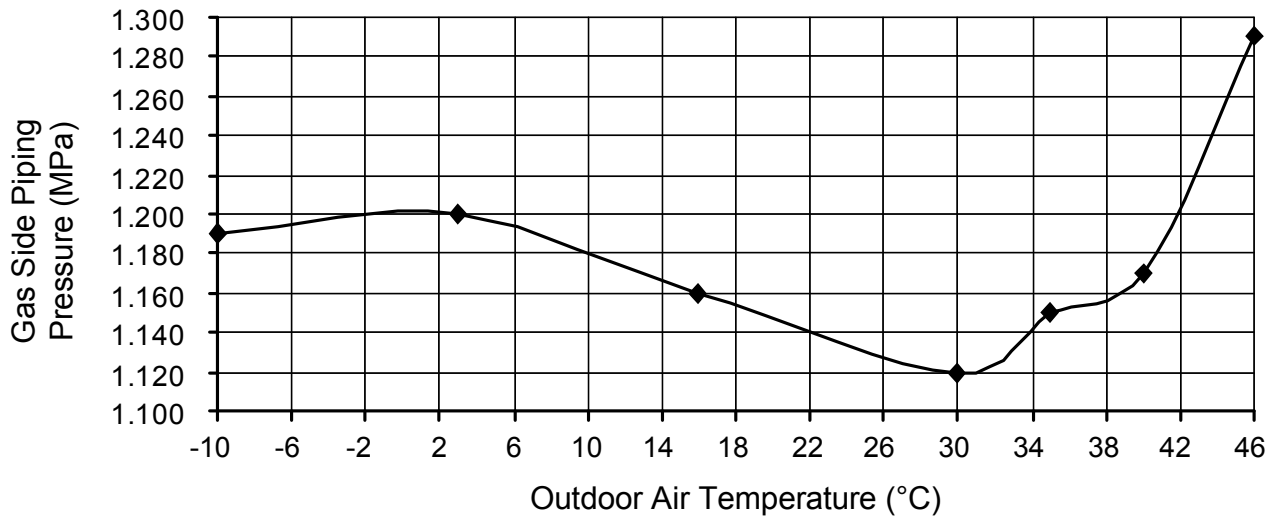
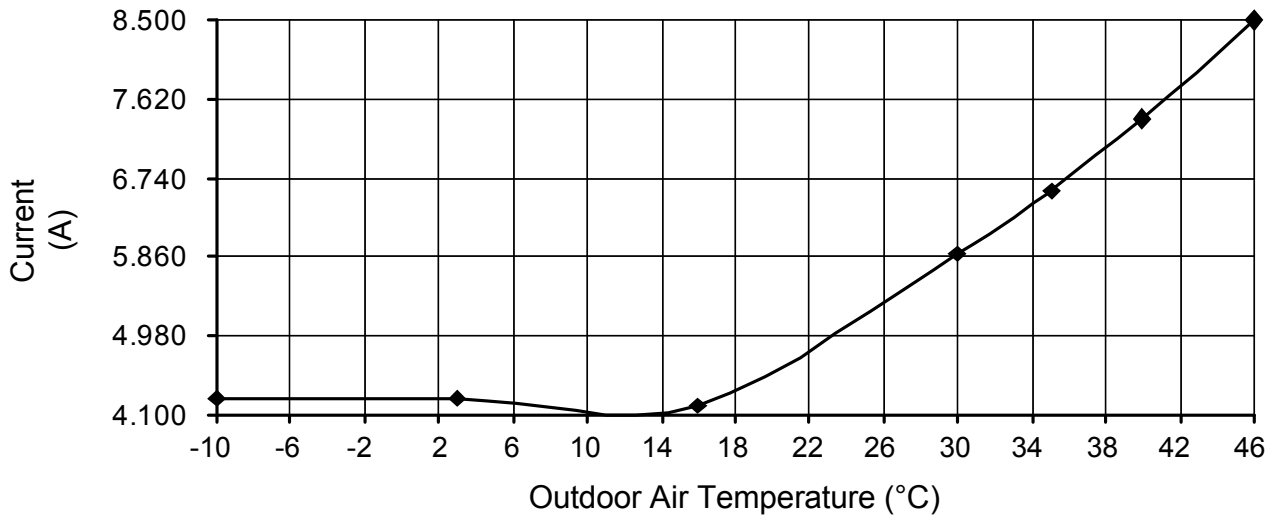
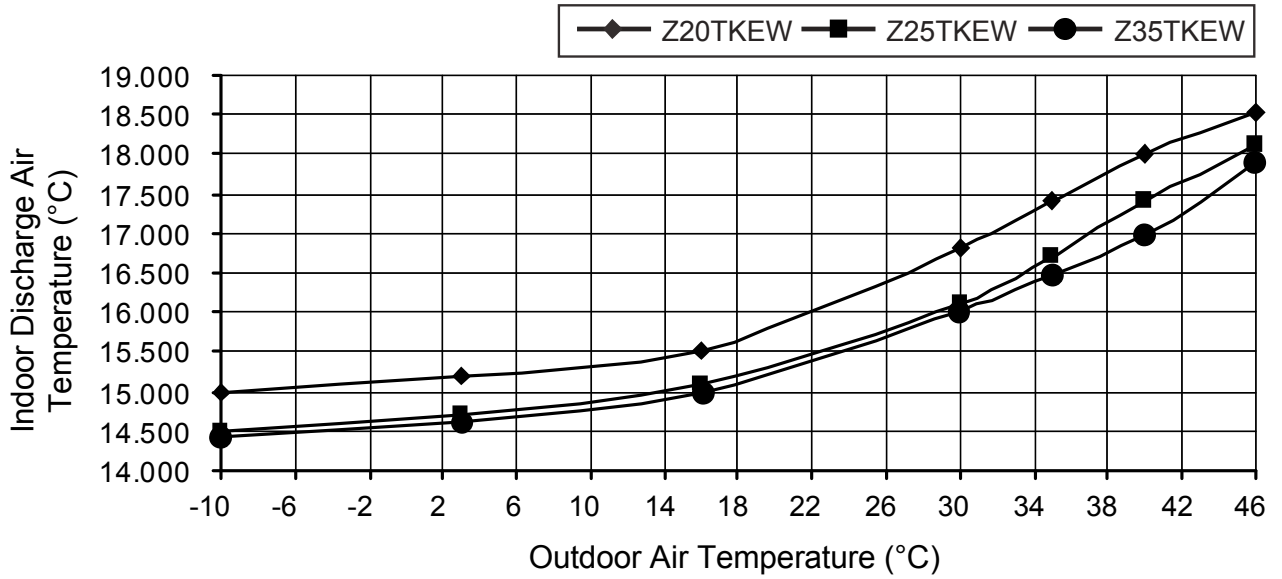
[Condition] Room temperature: 27°C (DBT), 19°C (WBT)

Operation condition: High fan speed

Piping length: 5.0 m

Voltage: 230V, 50Hz

A) Indoor unit capacity: Cooling (2.0 + 2.5 + 3.5), CS-Z20TKEW + CS-Z25TKEW + CS-Z35TKEW



- Heating Characteristic

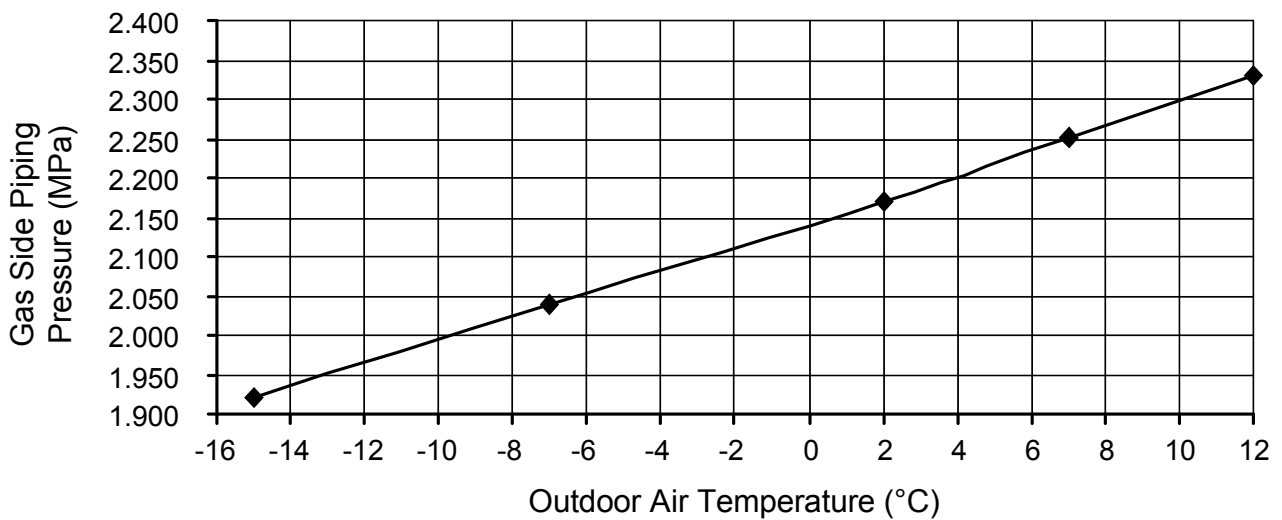
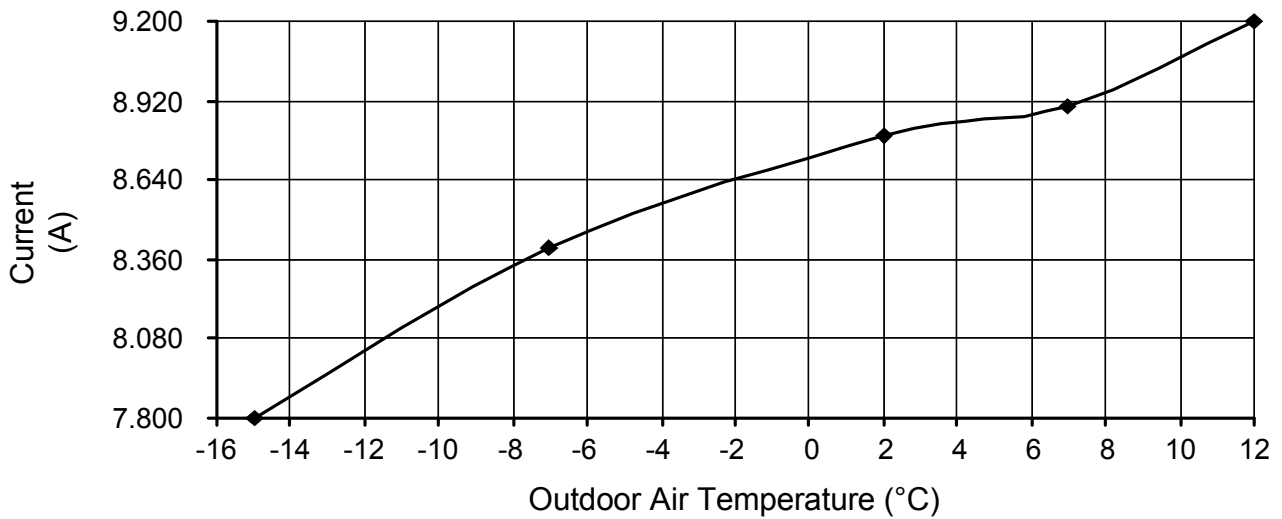
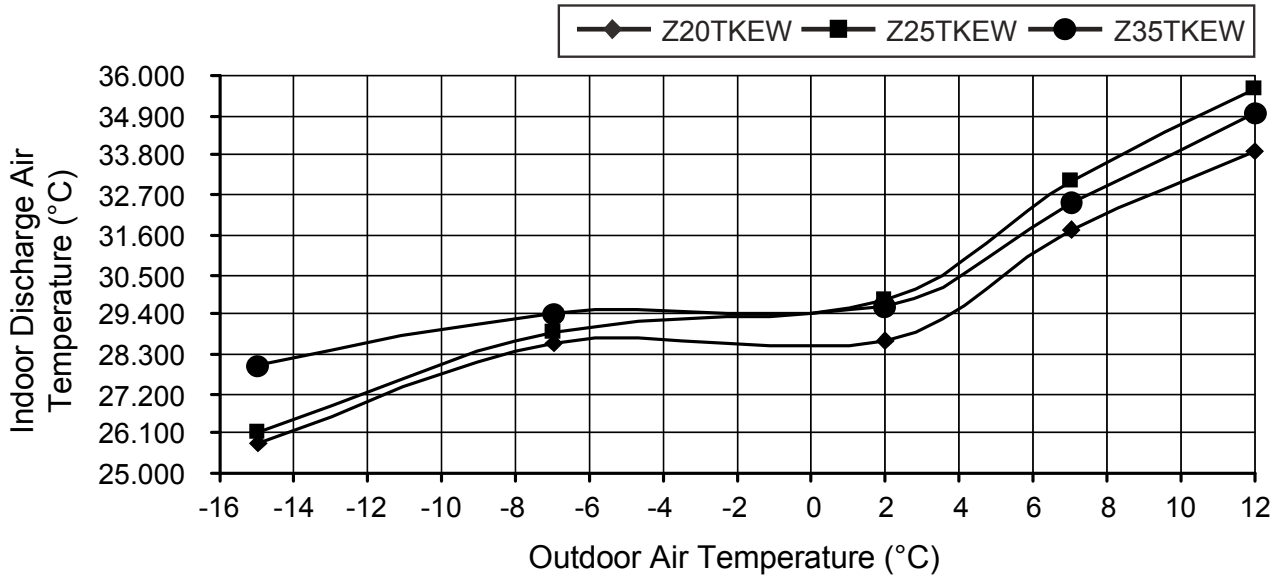
[Condition] Room temperature: 20°C (DBT), 12°C (WBT)

Operation condition: High fan speed

Piping length: 5.0 m

Voltage: 230V, 50Hz

A) Indoor unit capacity: Heating (2.0 + 2.5 + 3.5), CS-Z20TKEW + CS-Z25TKEW + CS-Z35TKEW



19.3 Operation Characteristics (CU-4Z68TBE)

19.3.1 One Indoor Unit Operation

- Cooling Characteristic

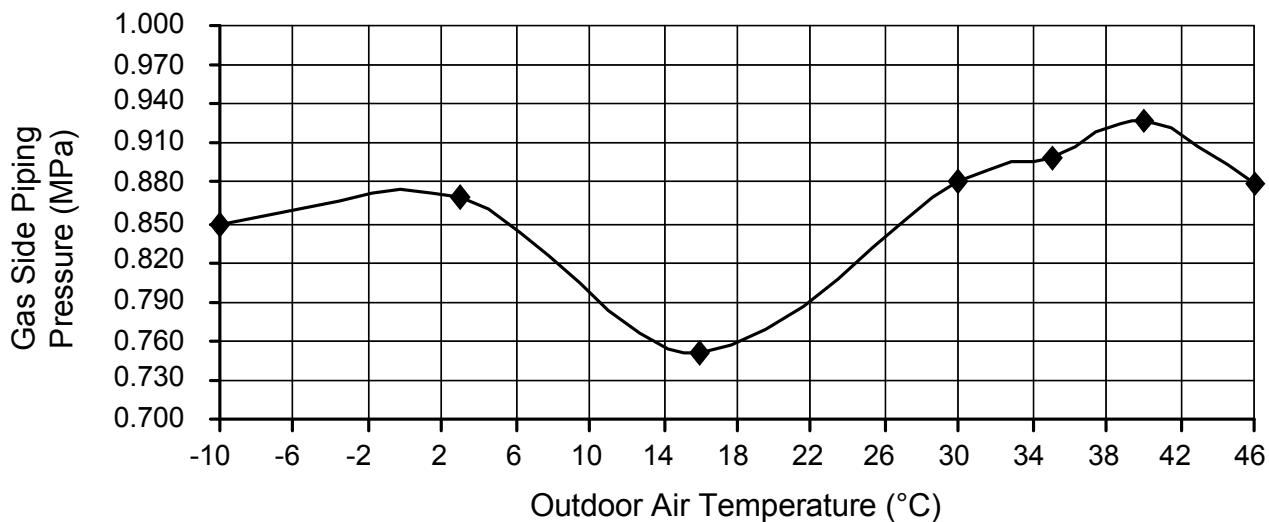
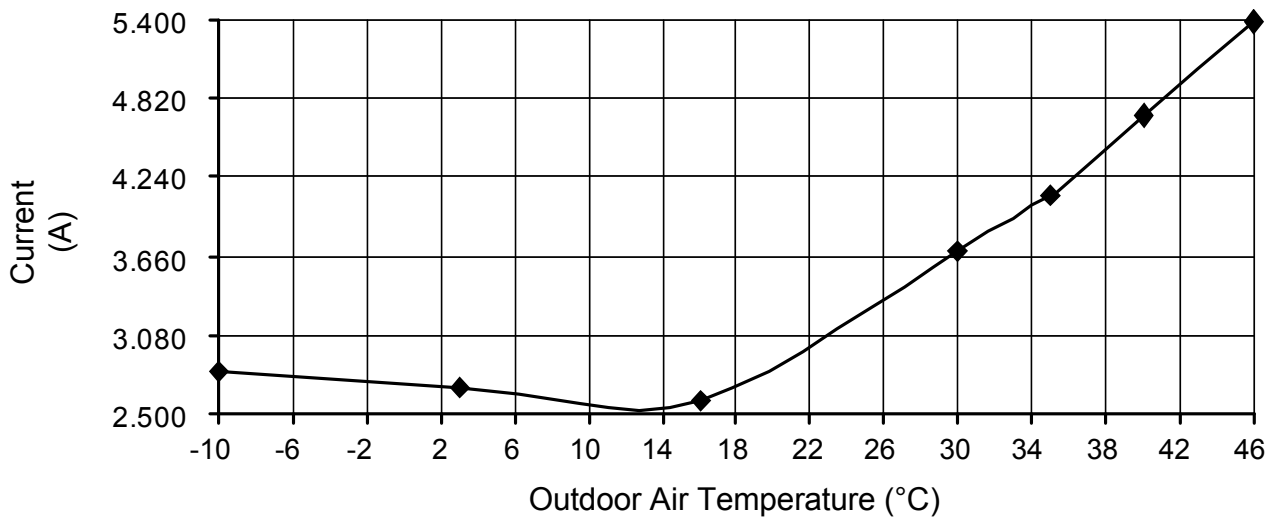
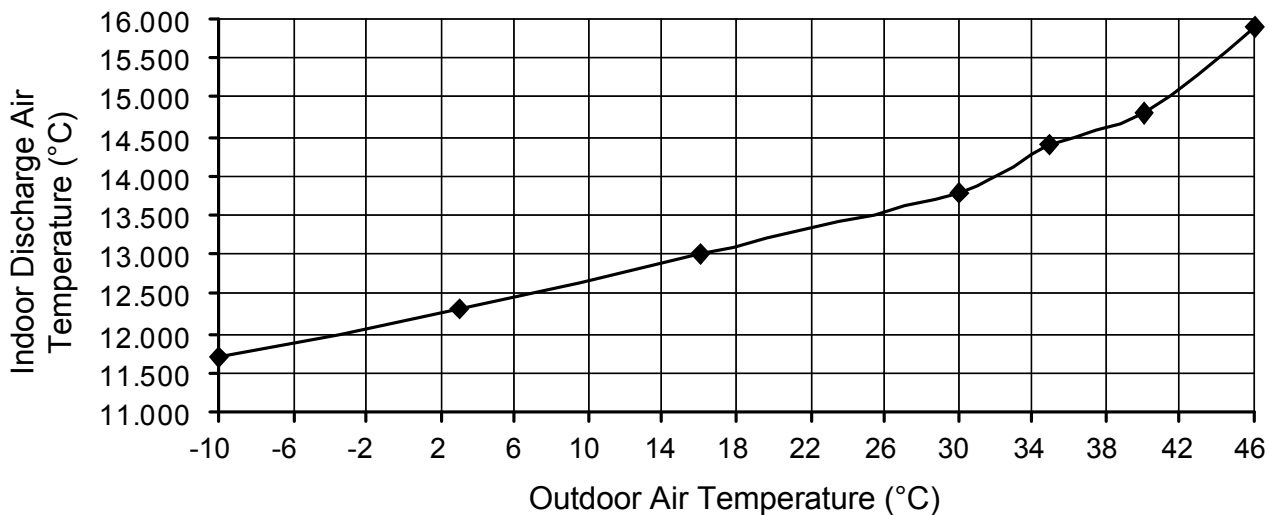
[Condition] Room temperature: 27°C (DBT), 19°C (WBT)

Operation condition: High fan speed

Piping length: 5.0 m

Voltage: 230V, 50Hz

A) Indoor unit capacity: Cooling (2.0), CS-Z20TKEW



- Cooling Characteristic

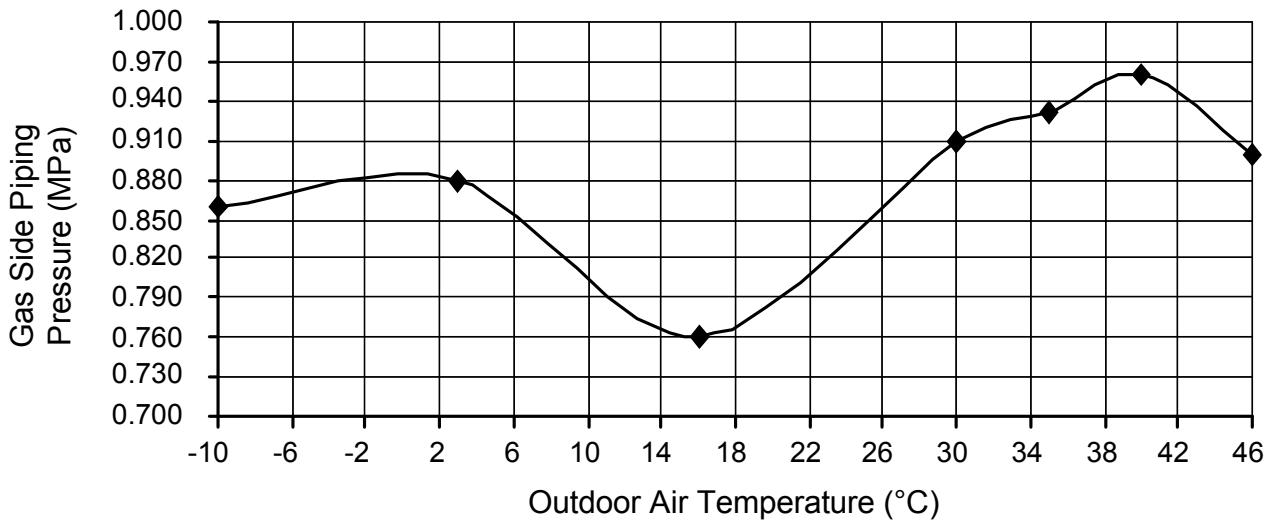
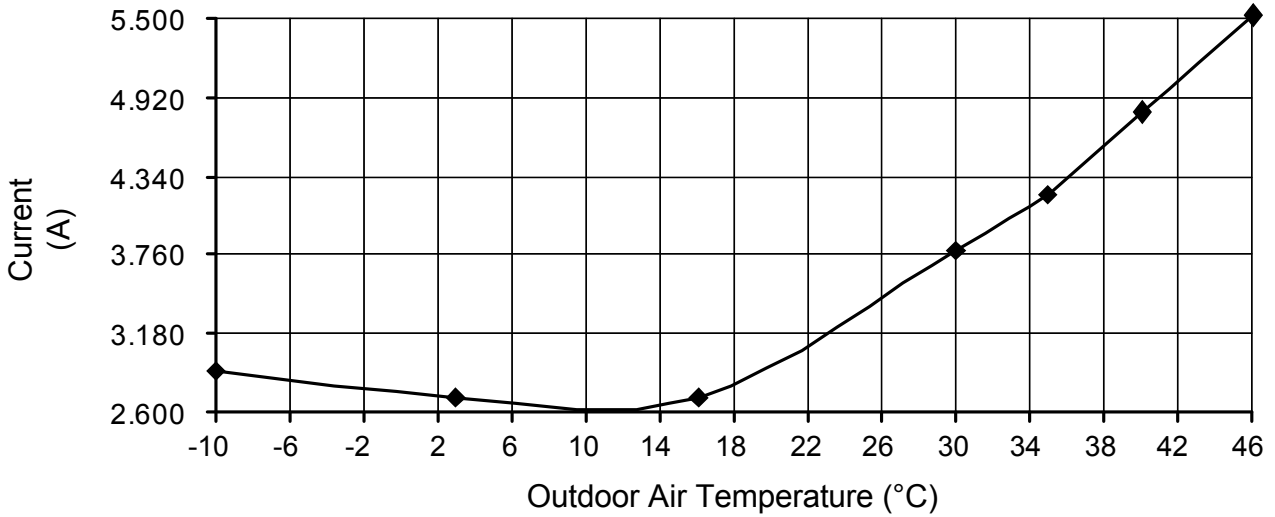
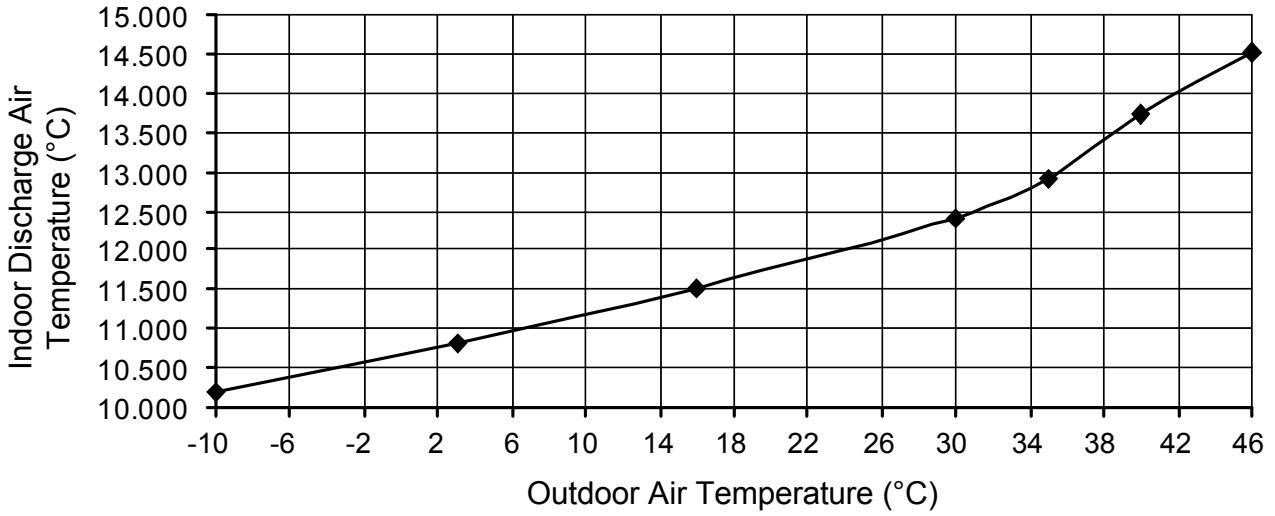
[Condition] Room temperature: 27°C (DBT), 19°C (WBT)

Operation condition: High fan speed

Piping length: 5.0 m

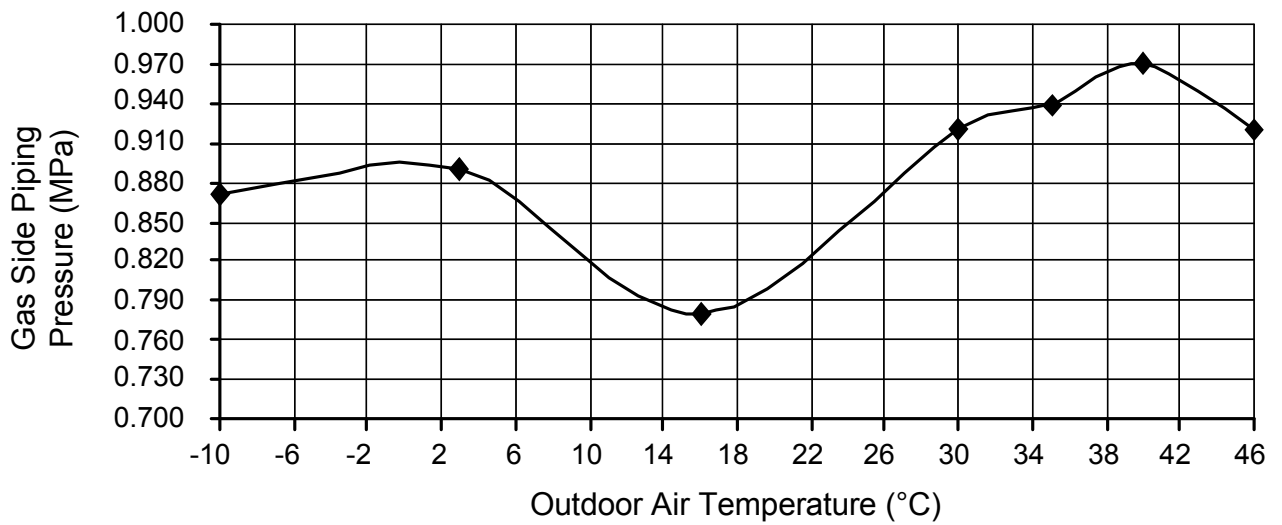
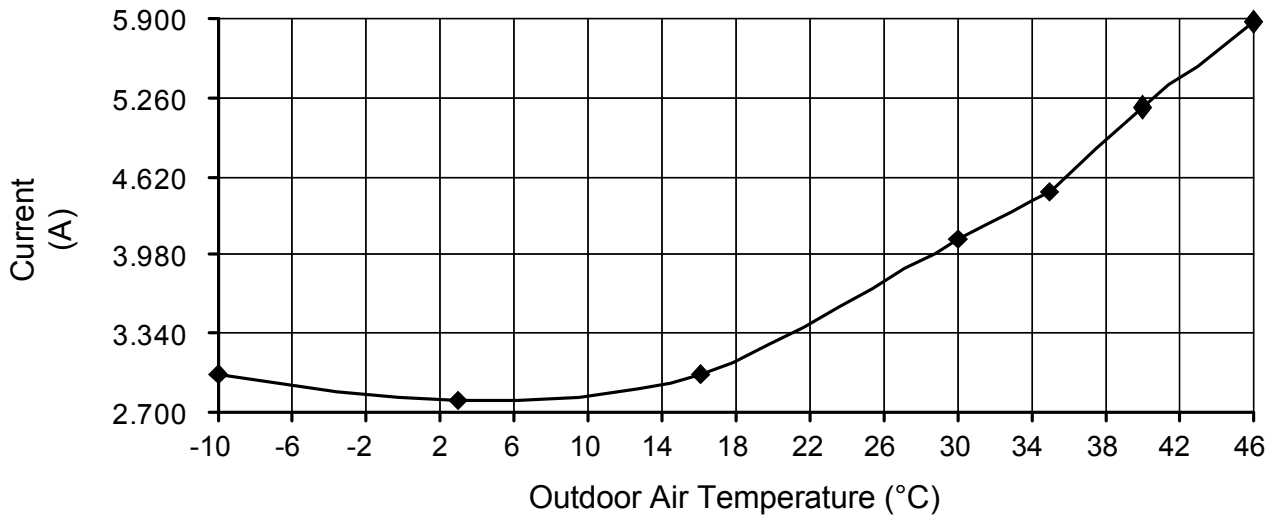
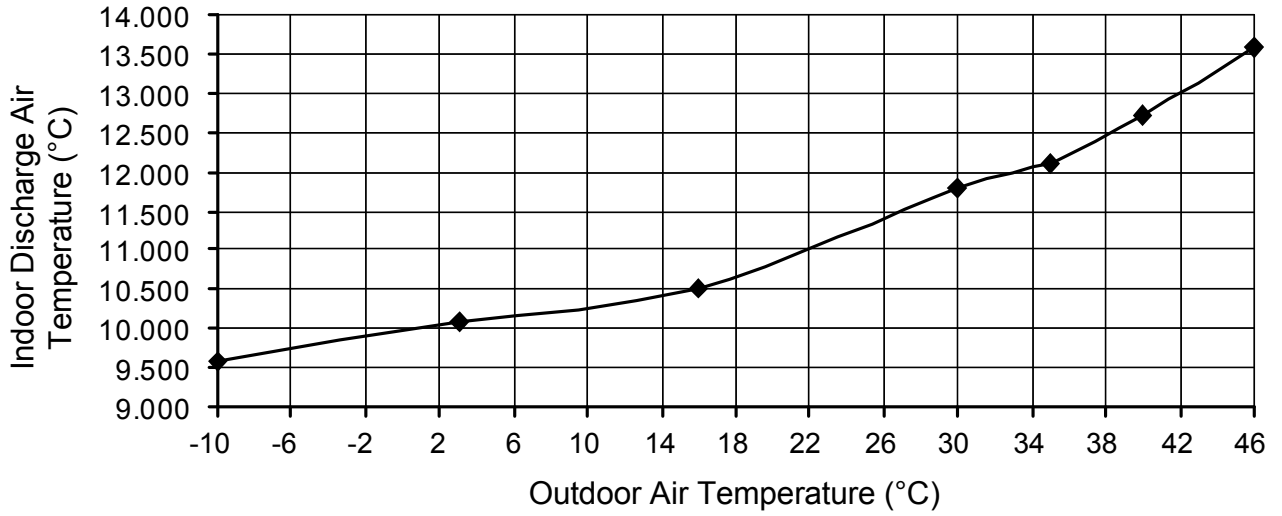
Voltage: 230V, 50Hz

B) Indoor unit capacity: Cooling (2.5), CS-Z25TKEW



- Cooling Characteristic
 [Condition] Room temperature: 27°C (DBT), 19°C (WBT)
 Operation condition: High fan speed
 Piping length: 5.0 m
 Voltage: 230V, 50Hz

C) Indoor unit capacity: Cooling (3.5), CS-Z35TKEW



- Heating Characteristic

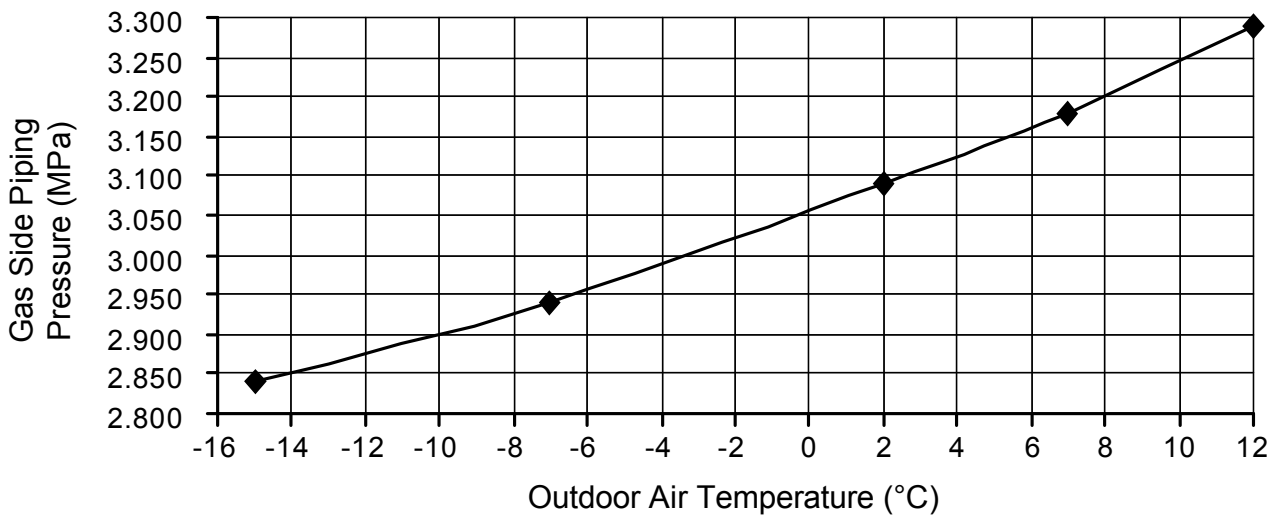
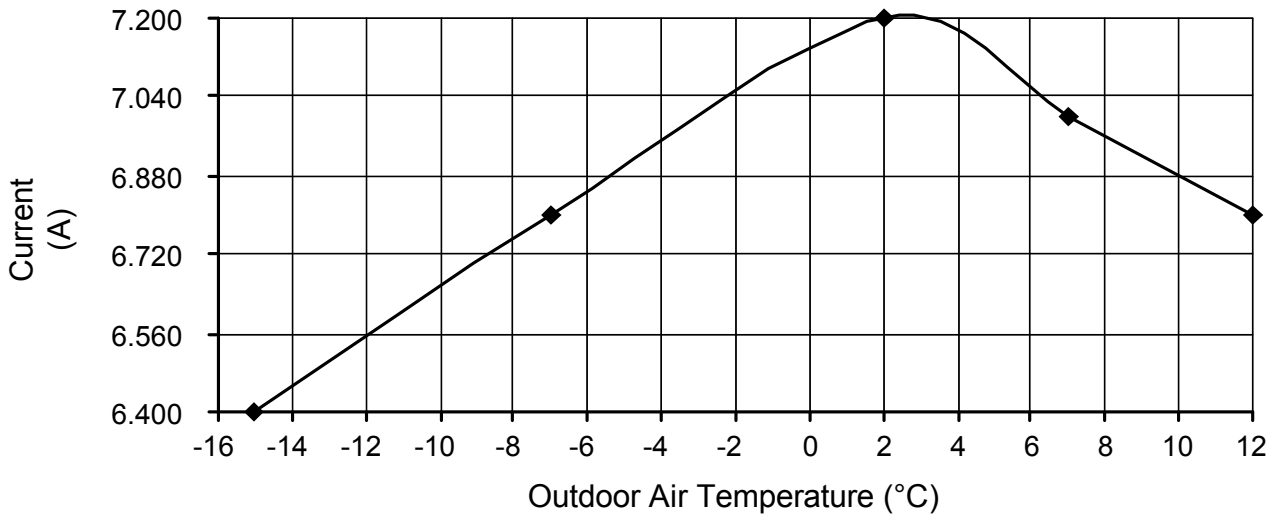
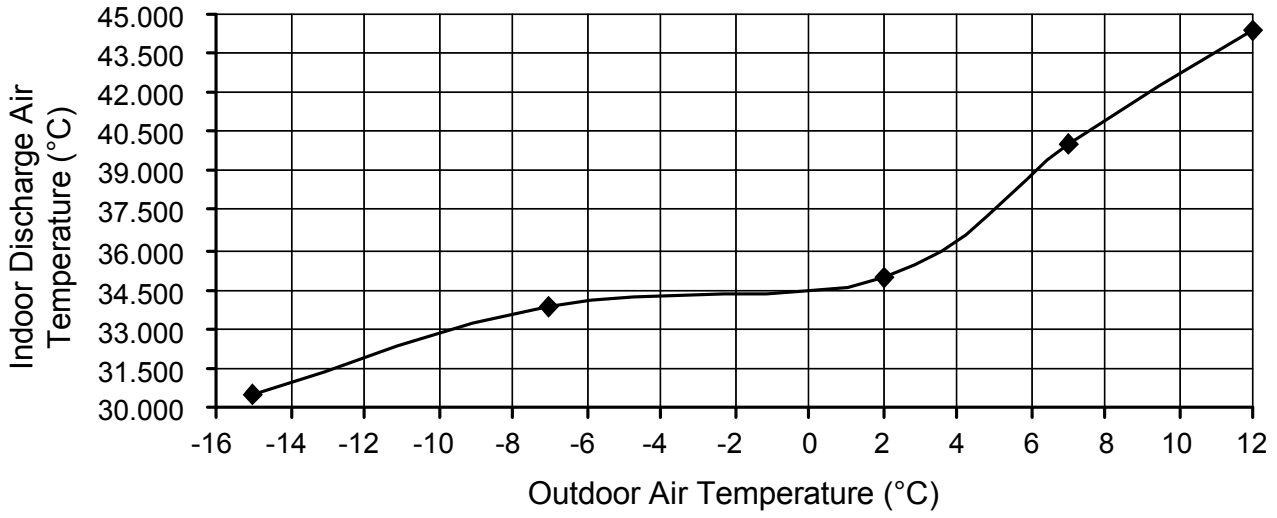
[Condition] Room temperature: 20°C (DBT), 12°C (WBT)

Operation condition: High fan speed

Piping length: 5.0 m

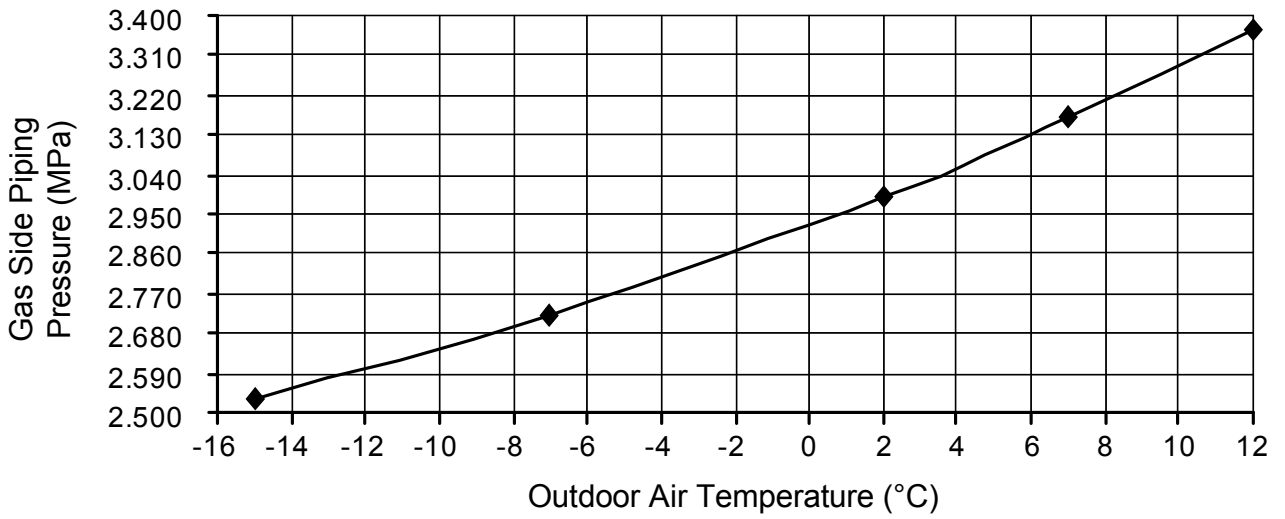
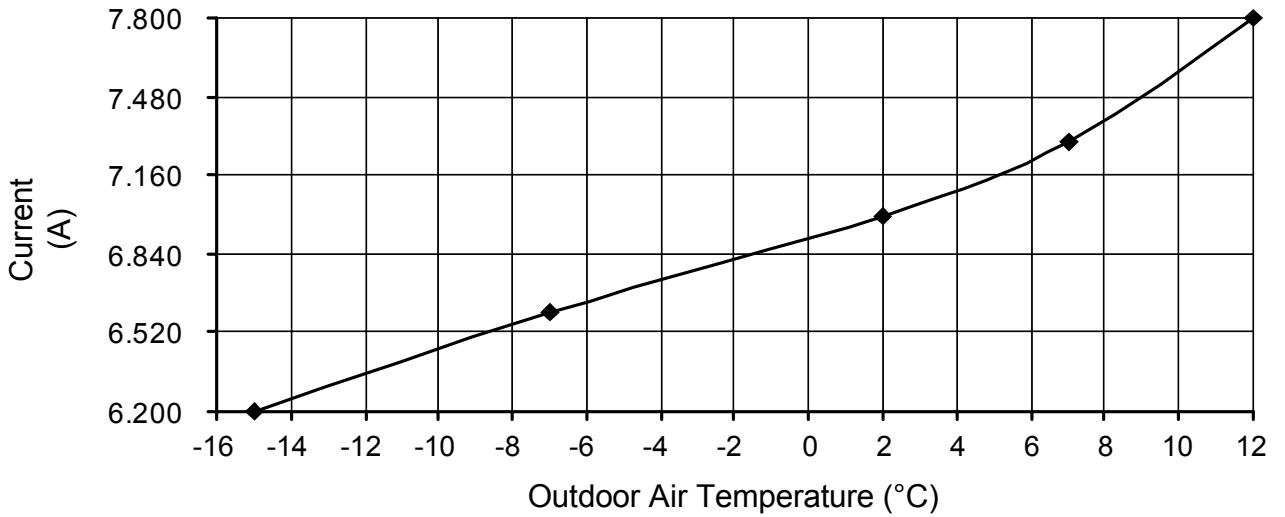
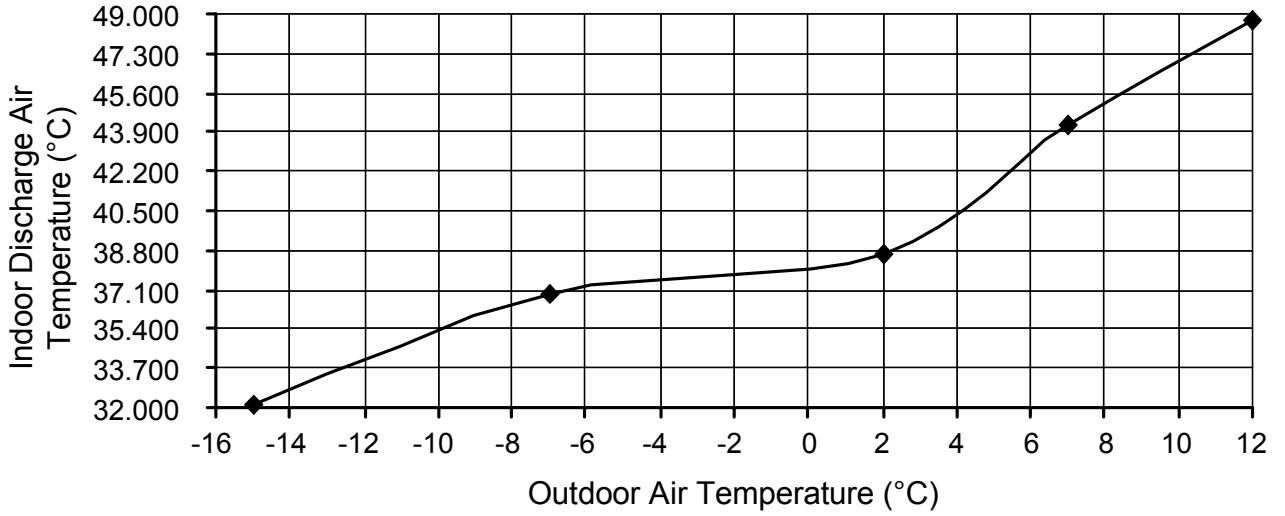
Voltage: 230V, 50Hz

A) Indoor unit capacity: Heating (2.0), CS-Z20TKEW



- Heating Characteristic
 [Condition] Room temperature: 20°C (DBT), 12°C (WBT)
 Operation condition: High fan speed
 Piping length: 5.0 m
 Voltage: 230V, 50Hz

B) Indoor unit capacity: Heating (2.5), CS-Z25TKEW



- Heating Characteristic

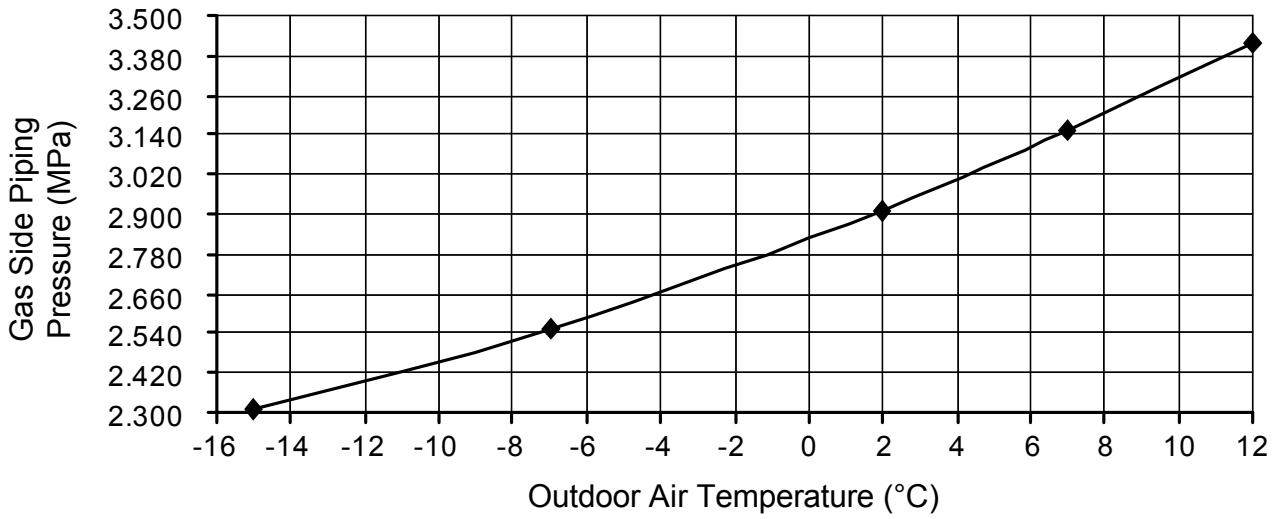
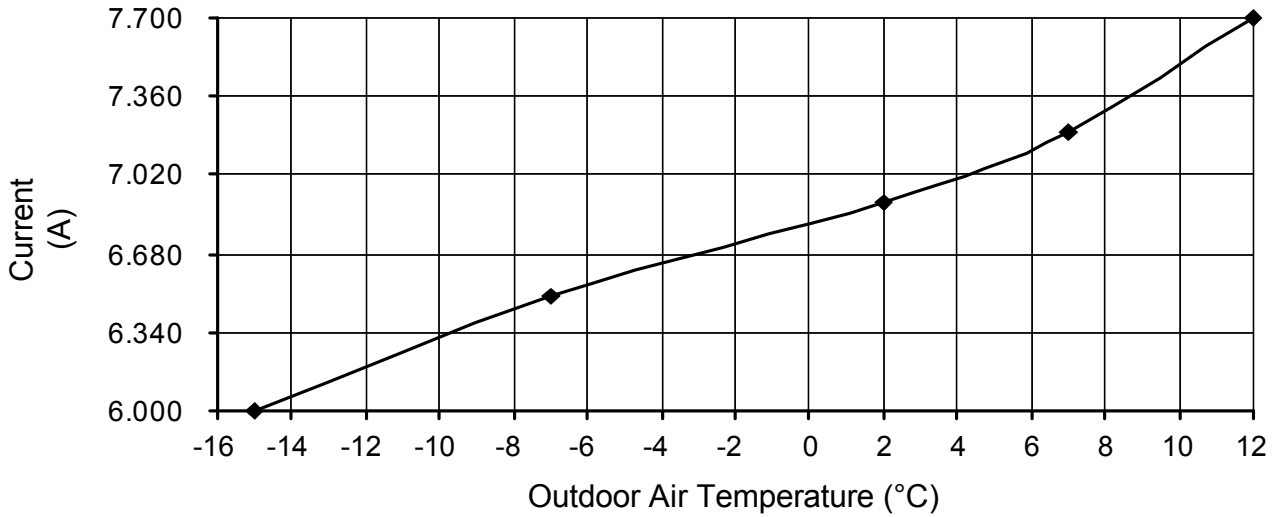
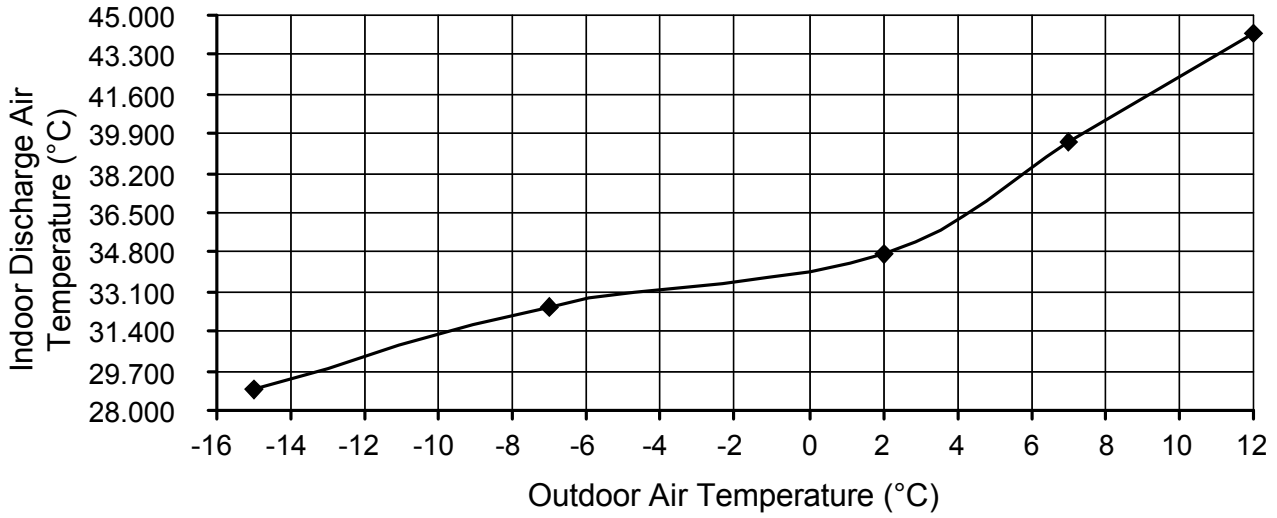
[Condition] Room temperature: 20°C (DBT), 12°C (WBT)

Operation condition: High fan speed

Piping length: 5.0 m

Voltage: 230V, 50Hz

C) Indoor unit capacity: Heating (3.5), CS-Z35TKEW



19.3.2 Two Indoor Unit Operation

- Cooling Characteristic

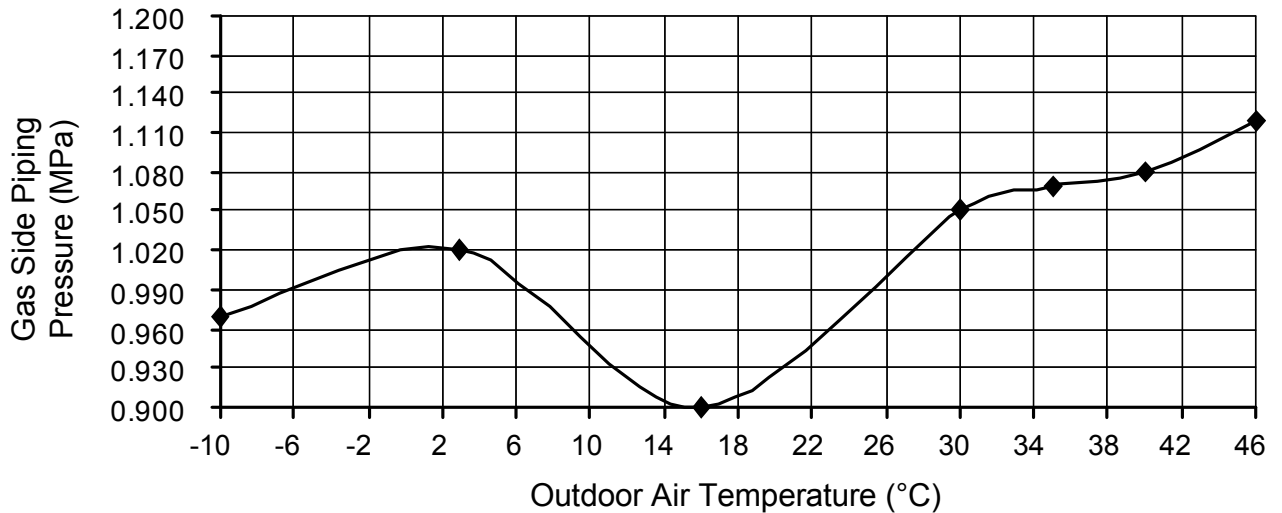
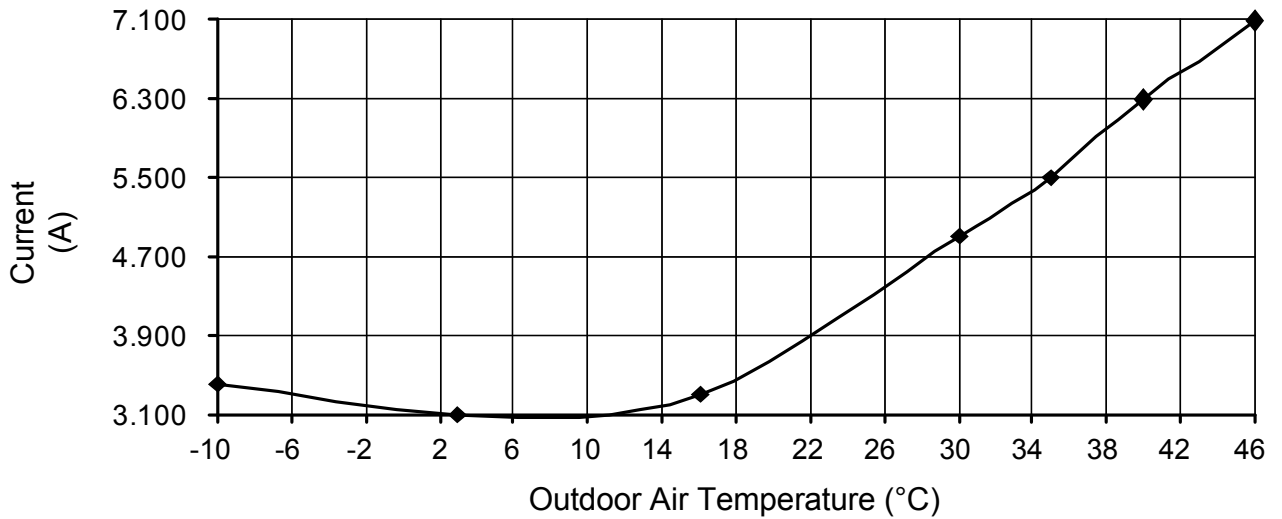
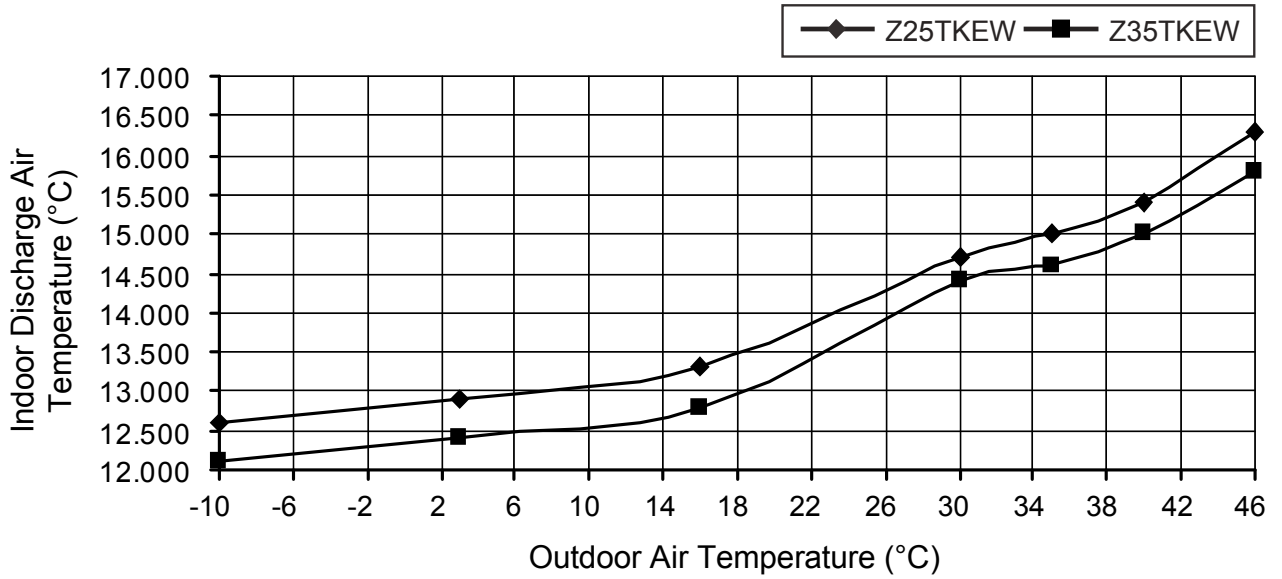
[Condition] Room temperature: 27°C (DBT), 19°C (WBT)

Operation condition: High fan speed

Piping length: 5.0 m

Voltage: 230V, 50Hz

A) Indoor unit capacity: Cooling (2.5 + 3.5), CS-Z25TKEW + CS-Z35TKEW



- Heating Characteristic

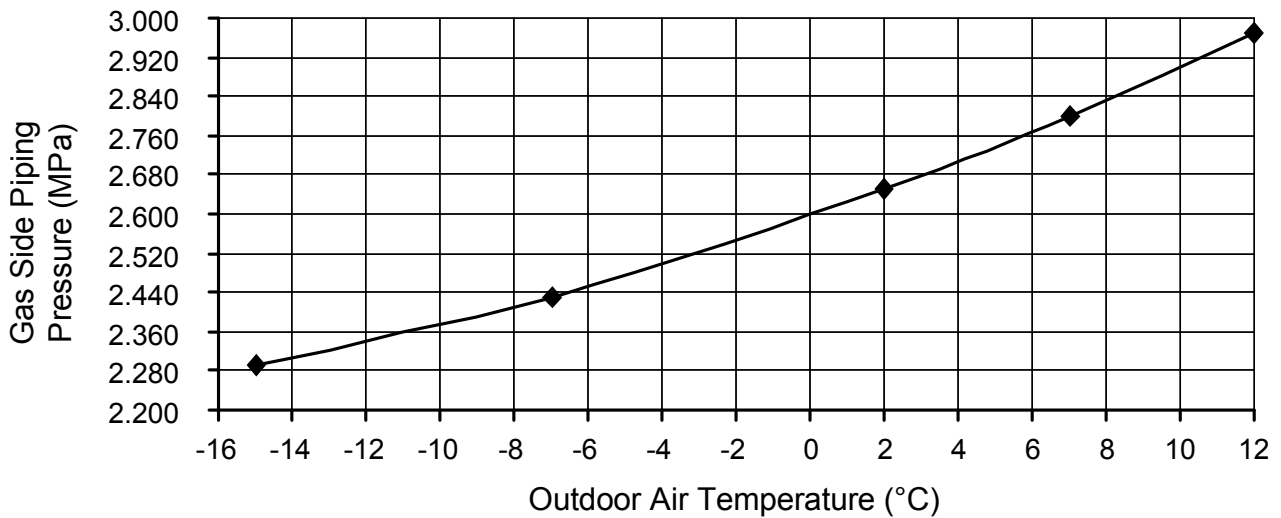
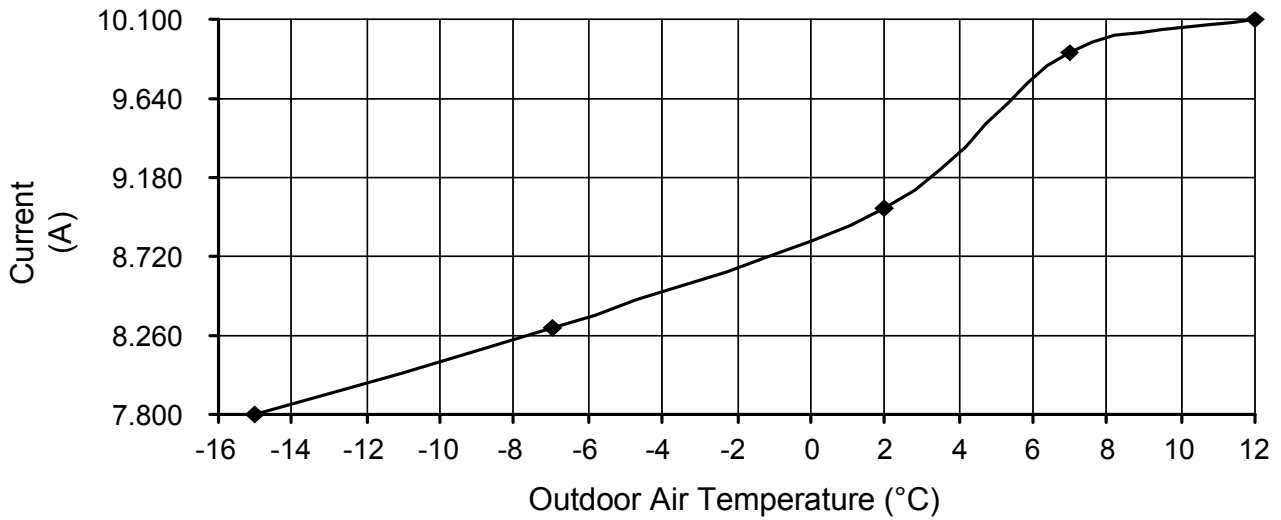
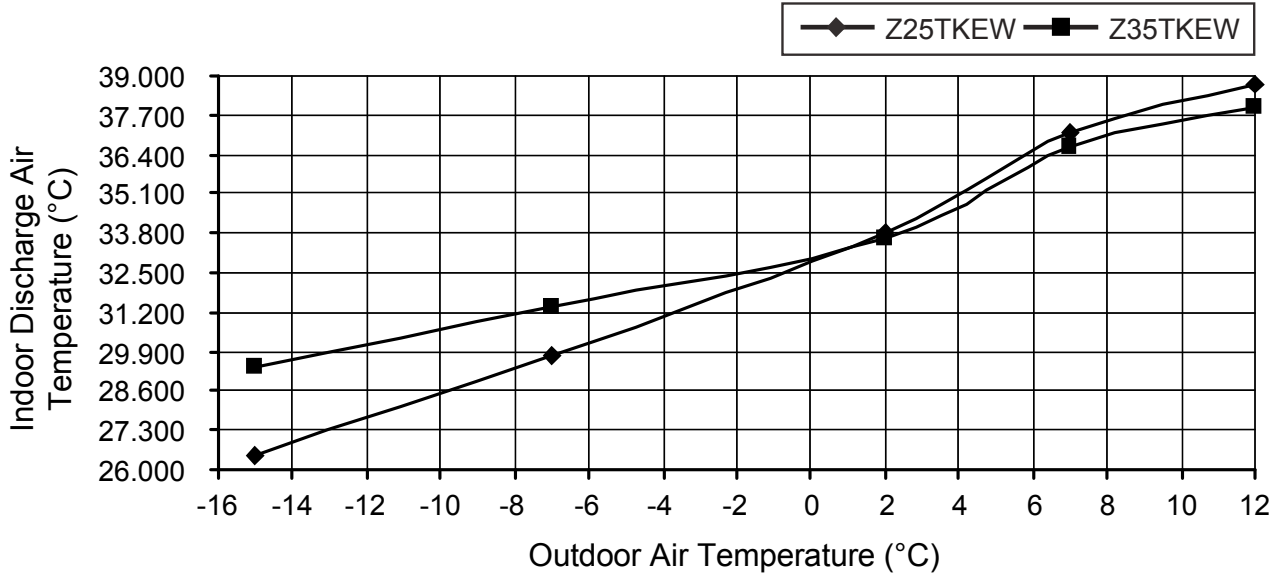
[Condition] Room temperature: 20°C (DBT), 12°C (WBT)

Operation condition: High fan speed

Piping length: 5.0 m

Voltage: 230V, 50Hz

A) Indoor unit capacity: Heating (2.5 + 3.5), CS-Z25TKEW + CS-Z35TKEW



19.3.3 Three Indoor Unit Operation

- Cooling Characteristic

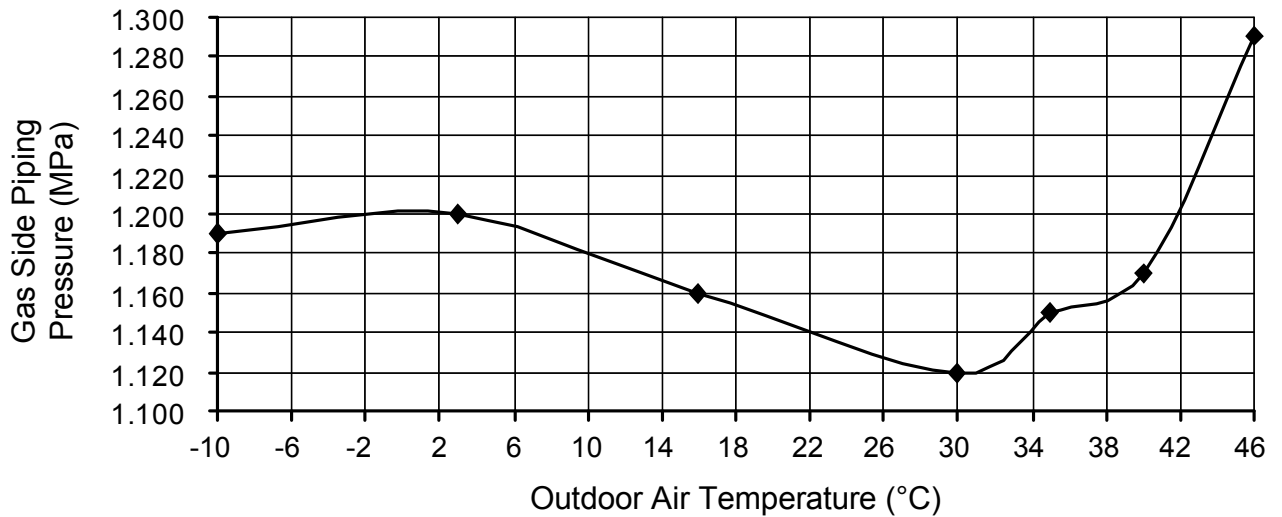
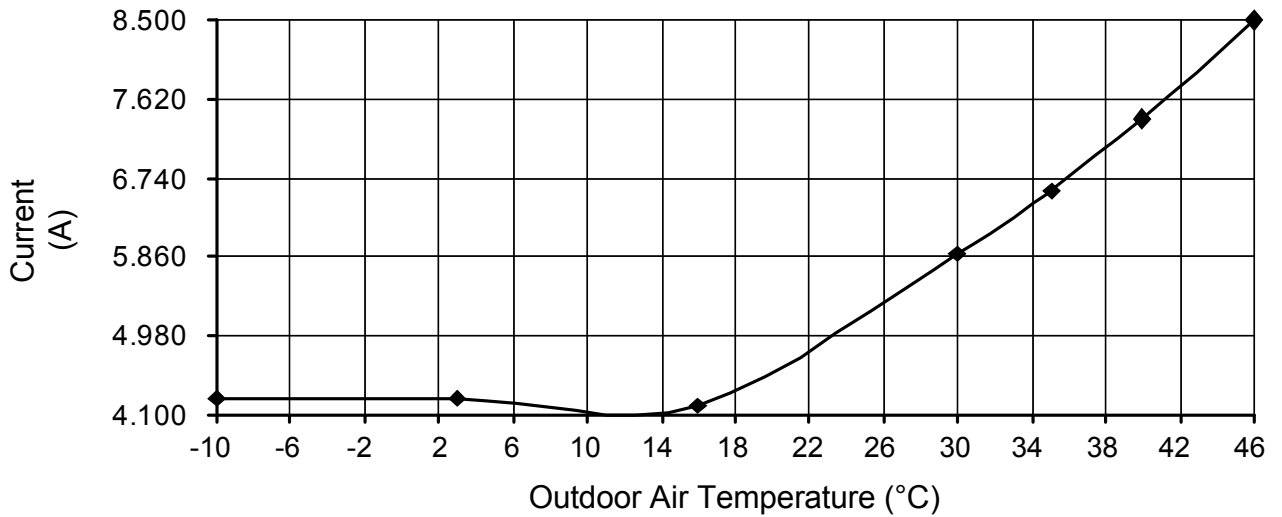
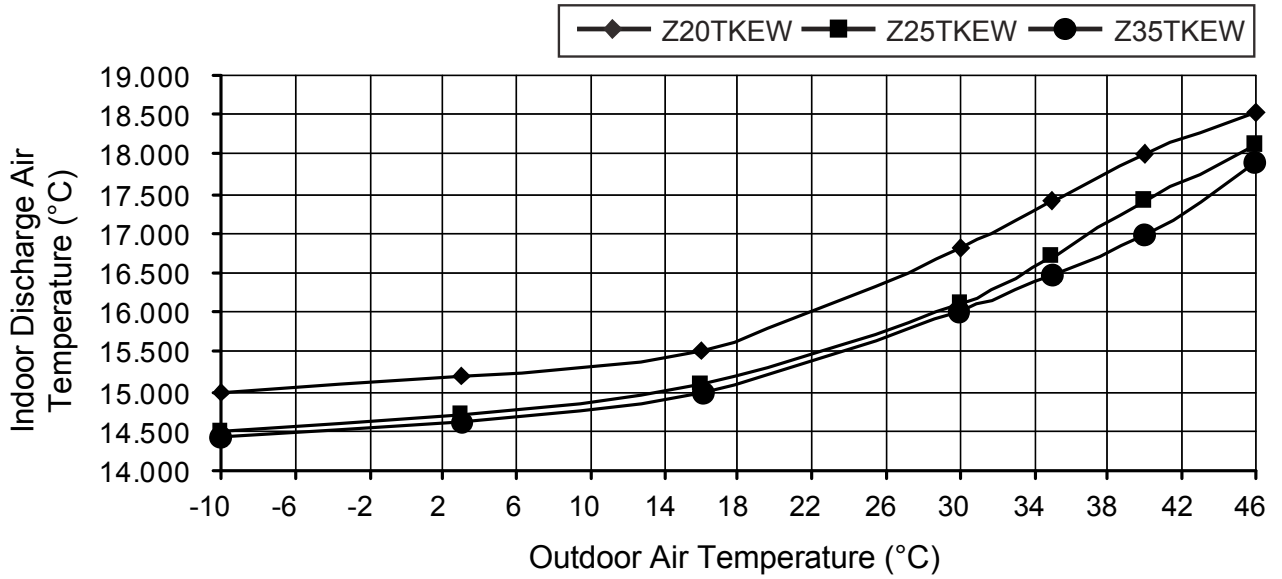
[Condition] Room temperature: 27°C (DBT), 19°C (WBT)

Operation condition: High fan speed

Piping length: 5.0 m

Voltage: 230V, 50Hz

A) Indoor unit capacity: Cooling (2.0 + 2.5 + 3.5), CS-Z20TKEW + CS-Z25TKEW + CS-Z35TKEW



- Heating Characteristic

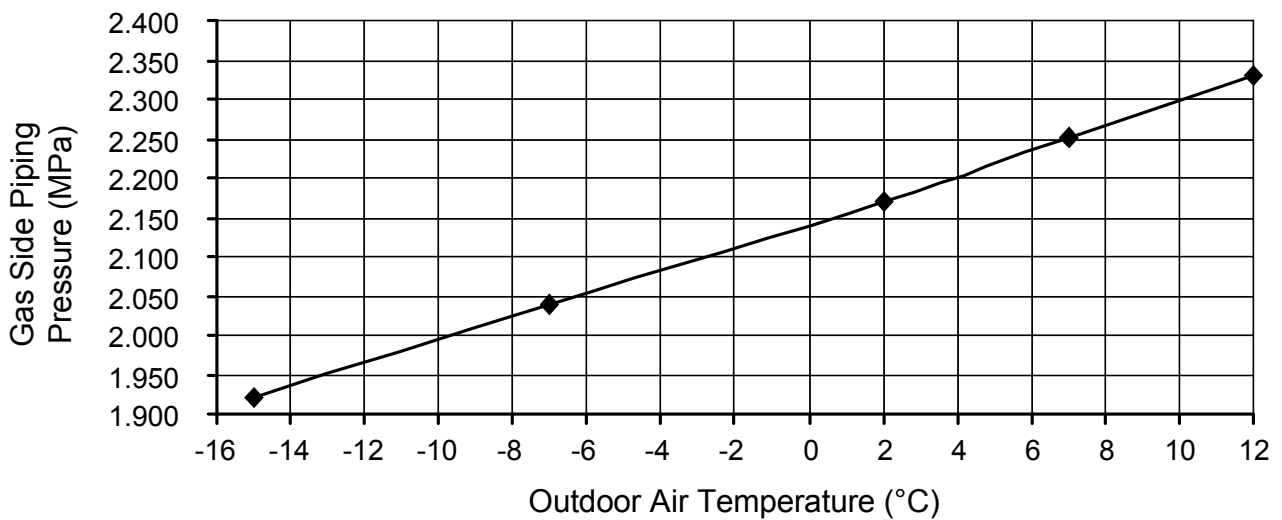
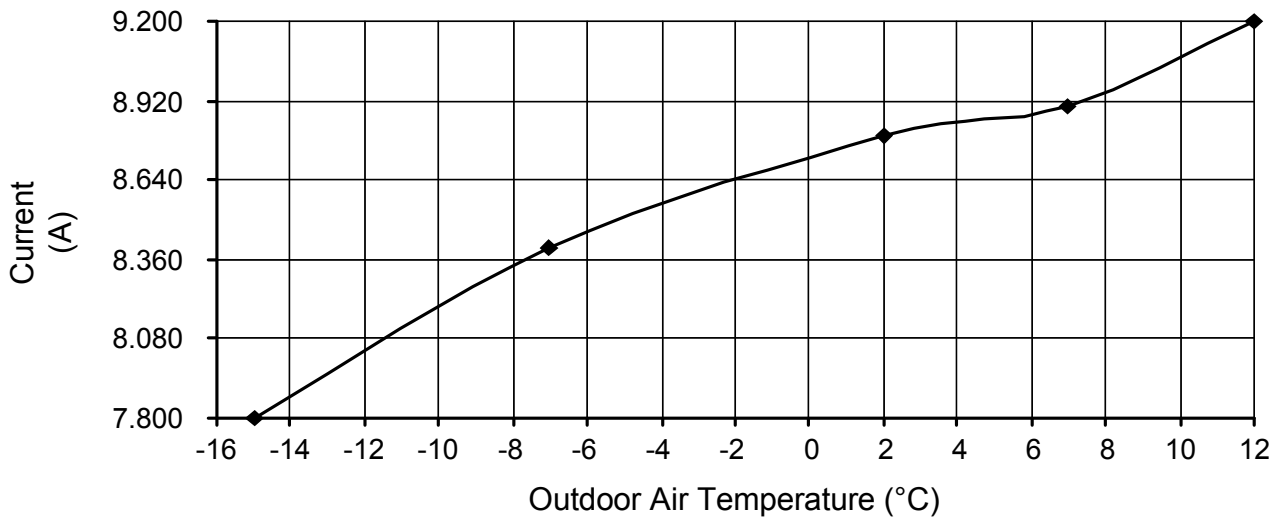
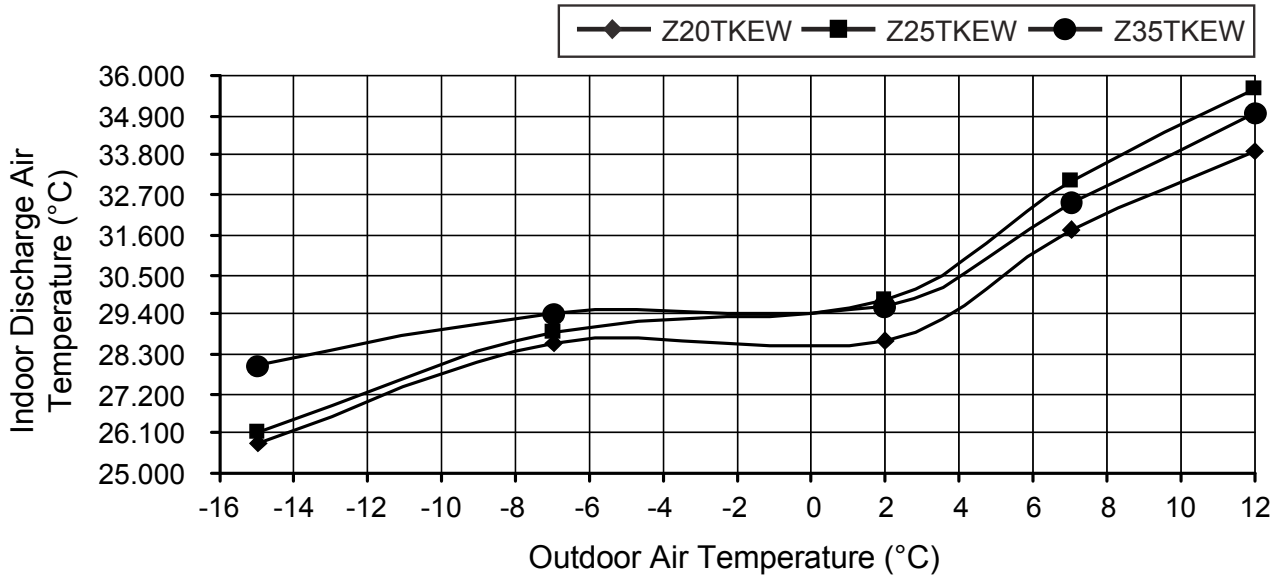
[Condition] Room temperature: 20°C (DBT), 12°C (WBT)

Operation condition: High fan speed

Piping length: 5.0 m

Voltage: 230V, 50Hz

A) Indoor unit capacity: Heating (2.0 + 2.5 + 3.5), CS-Z20TKEW + CS-Z25TKEW + CS-Z35TKEW



19.3.4 Four Indoor Unit Operation

- Cooling Characteristic

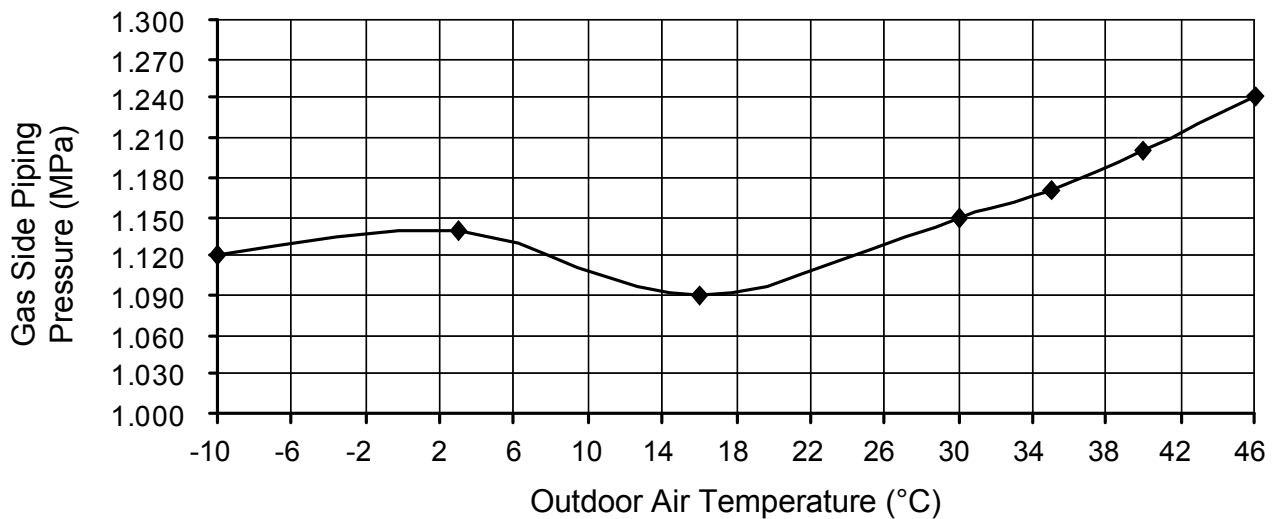
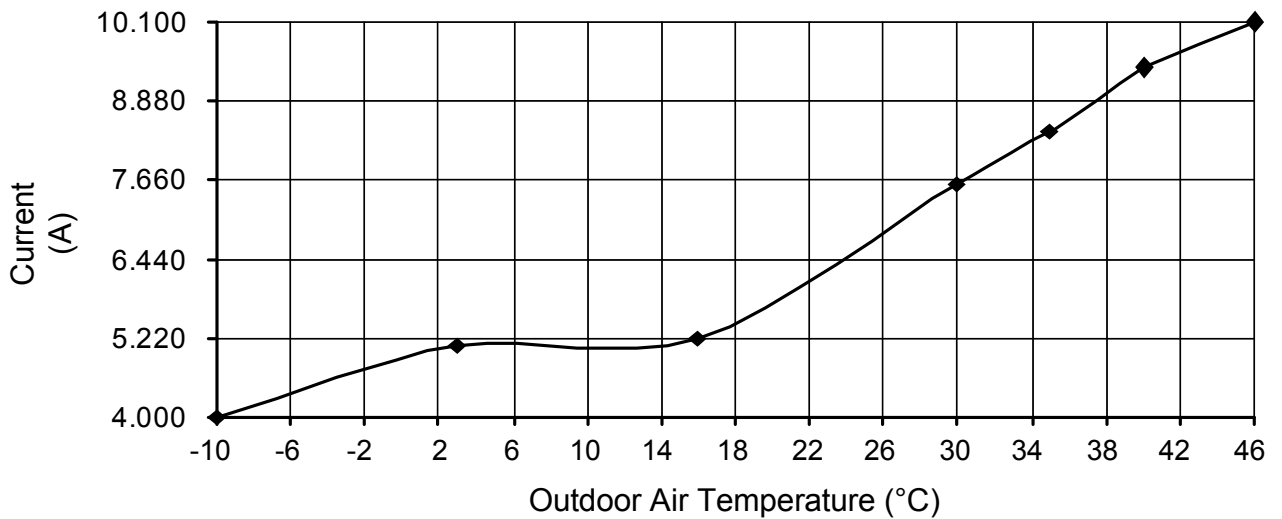
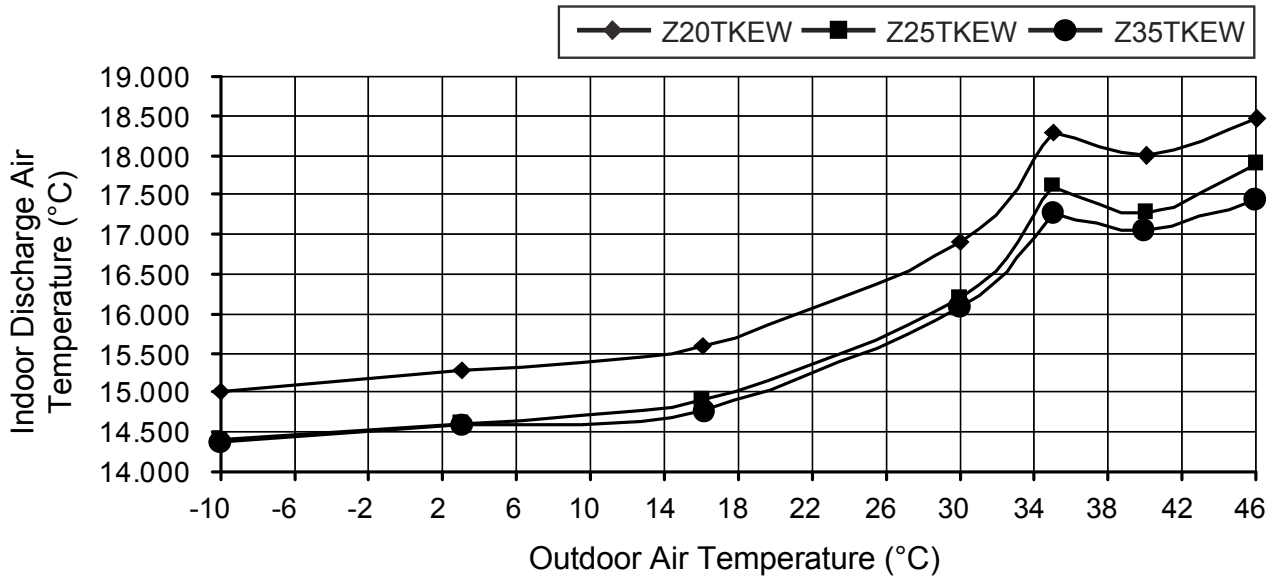
[Condition] Room temperature: 27°C (DBT), 19°C (WBT)

Operation condition: High fan speed

Piping length: 5.0 m

Voltage: 230V, 50Hz

A) Indoor unit capacity: Cooling (2.0 + 2.5 + 2.5 + 3.5), CS-Z20TKEW + CS-Z25TKEW × 2 + CS-Z35TKEW



- Heating Characteristic

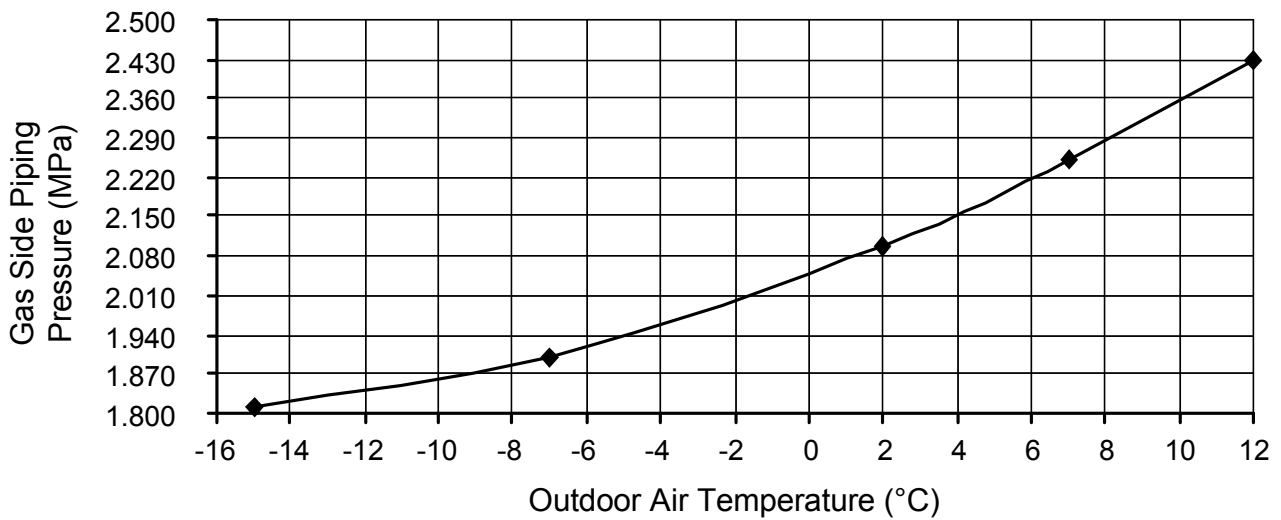
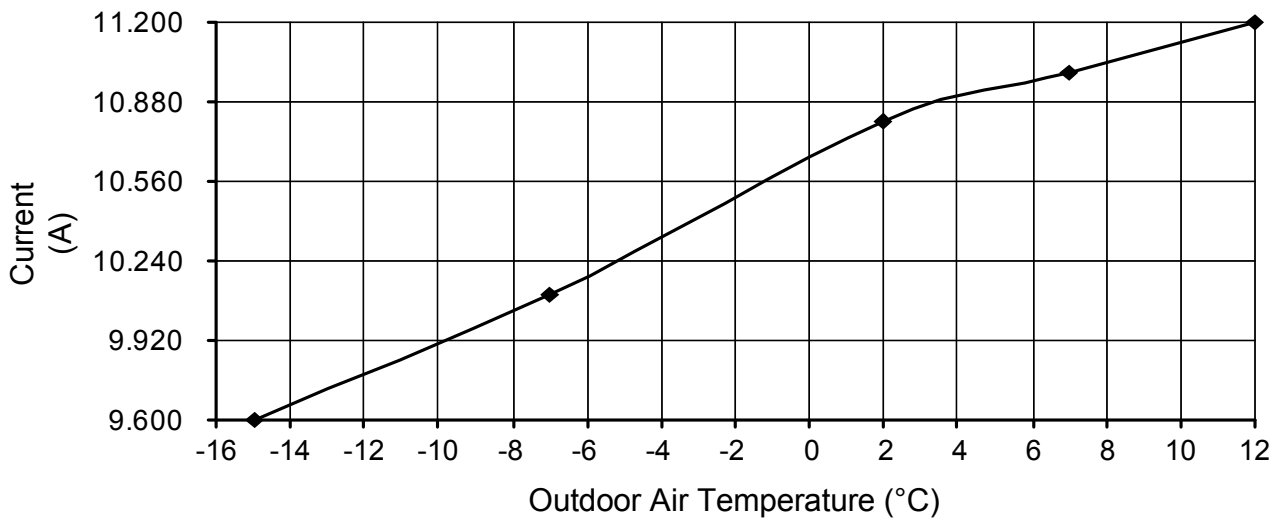
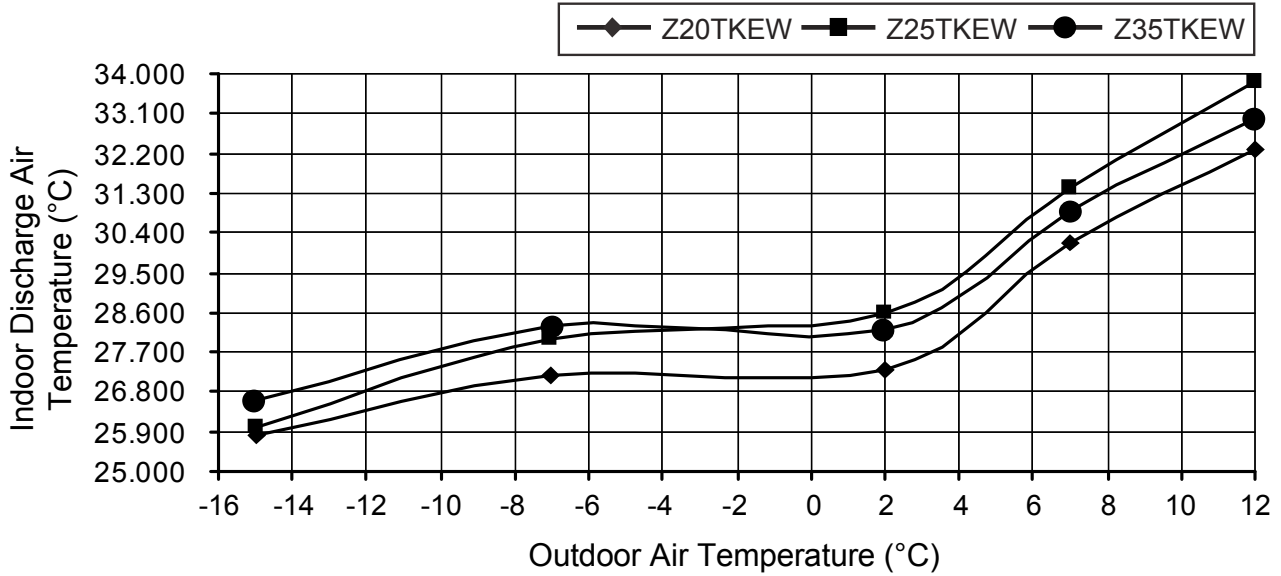
[Condition] Room temperature: 20°C (DBT), 12°C (WBT)

Operation condition: High fan speed

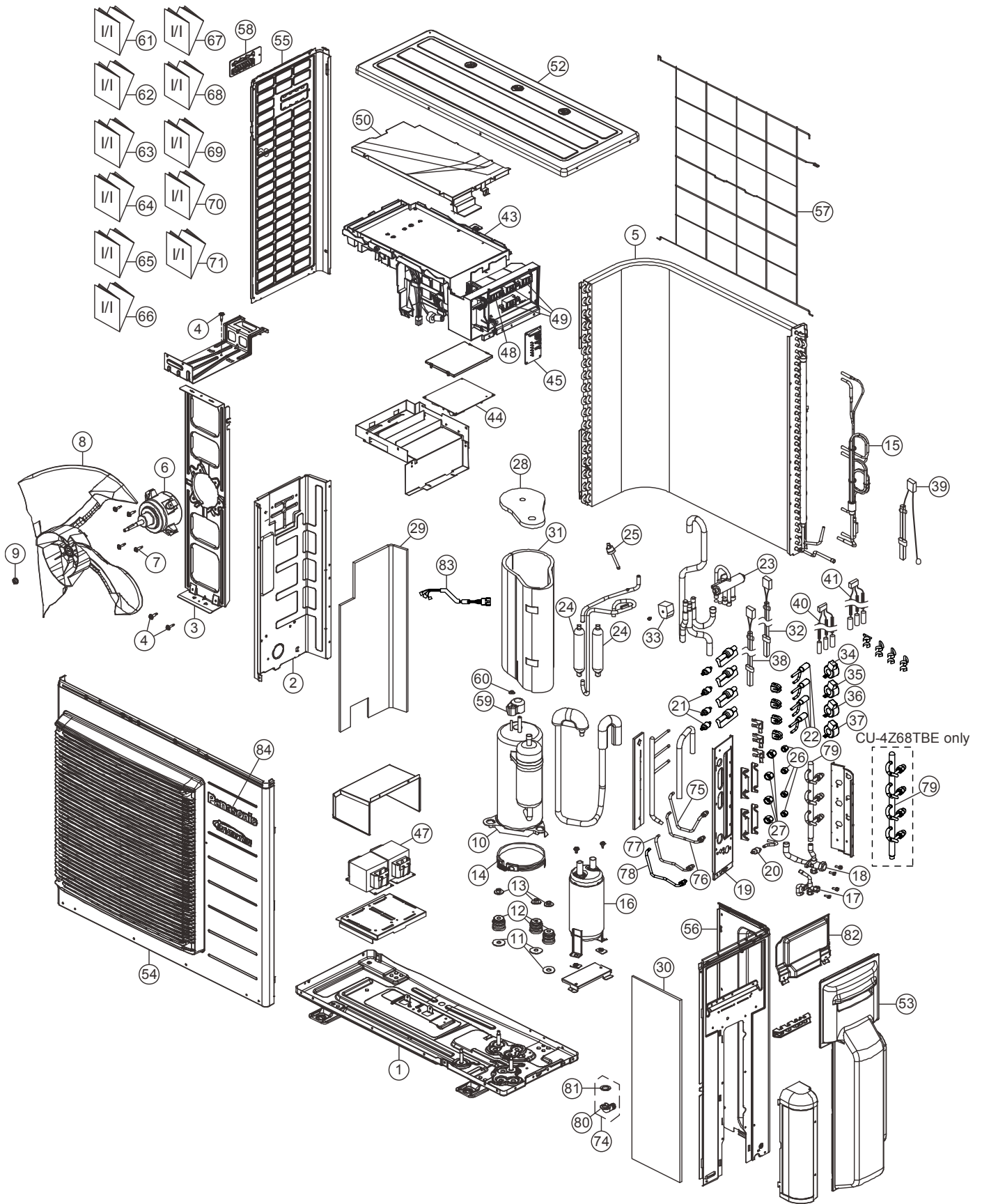
Piping length: 5.0 m

Voltage: 230V, 50Hz

A) Indoor unit capacity: Heating (2.0 + 2.5 + 2.5 + 3.5), CS-Z20TKEW + CS-Z25TKEW × 2 + CS-Z35TKEW



20. Exploded View and Replacement Parts List



Note
 The above exploded view is for the purpose of parts disassembly and replacement.
 The non-numbered parts are not kept as standard service parts.

SAFETY	NO.	DESCRIPTION & NAME	Q'TY	CU-3Z52TBE	CU-3Z68TBE	CU-4Z68TBE	REMARK
	1	CHASSIS ASSY	1	CWD52K1212	←	←	
	2	SOUND PROOF BOARD	1	CWH151194	←	←	
	3	FAN MOTOR BRACKET	1	CWD541127	←	←	
	4	SCREW-BRACKET FAN MOTOR	3	CWH551217	←	←	
	5	CONDENSER COMPLETE	1	CWB32C2680	←	ACXB32C08970	
⚠	6	FAN MOTOR, DC 60W 3PH	1	EHDS80C60AC	←	←	O
	7	SCREW-FAN MOTOR MOUNT	4	CWH551323	←	←	
	8	PROPELLER FAN ASSY	1	CWH00K1006	←	←	
	9	NUT	1	CWH561092	←	←	
⚠	10	COMPRESSOR	1	9KD184XAA21	←	←	O
	11	PACKING	3	CWB81043	←	←	
	12	BUSHING-COMPRESSOR MOUNT	3	CWH50055	←	←	
	13	NUT-COMPRESSOR MOUNT	3	CWH561049	←	←	
	14	CRANKCASE HEATER	1	CWA341047	←	←	
	15	TUBE ASSY (CAPILLARY TUBE)	1	CWT01C4955	←	←	
	16	ACCUMULATOR	1	CWB131050	←	←	
	17	3-WAY VALVE	1	CWB011601	←	←	O
	18	3-WAY VALVE	1	CWB011602	←	←	O
	19	HOLDER COUPLING	1	CWH351258	←	←	
	20	STRAINER	1	CWB11061	←	←	
	21	STRAINER	3/4	CWB111024	←	←	
	22	EXPANSION VALVE	3/4	CWB051029	←	←	O
	23	4-WAYS VALVE	1	CWB001026J	←	←	O
	24	DISCHARGE MUFFLER	2	ACXB12-00650	←	←	
	25	HEATING PRESSURE SWITCH	1	CWA101013	←	←	
	26	FLARE NUT (1/4)	3/4	CWT251030	←	←	
	27	FLARE NUT (3/8)	3/4	CWT251031	←	←	
	28	SOUND PROOF MATERIAL	1	CWG302246	←	←	
	29	SOUND PROOR MATERIAL	1	CWG302520	←	←	
	30	SOUND PROOR MATERIAL	1	CWG302521	←	←	
	31	SOUND PROOR MATERIAL	1	CWG302522	←	←	
	32	SENSOR COMPLETE - (CN-DIS)	1	CWA50C2515	←	←	O
⚠	33	V-COIL COMPLETE (4-WAY VALVE)	1	CWA43C2169J	←	←	O
⚠	34	V-COIL COMPLETE (E/VALVE-WHITE)	1	CWA43C2334	←	←	O
⚠	35	V-COIL COMPLETE (E/VALVE-YELLOW)	1	CWA43C2335	←	←	O
⚠	36	V-COIL COMPLETE (E/VALVE-BLUE)	1	CWA43C2336	←	←	O
	37	V-COIL COMPLETE (E/VALVE-RED)	1	-	-	CWA43C2338	O
	38	SENSOR-COMPLETE - DEF (CN-TH2)	1	CWA50C2625	←	←	O
	39	SENSOR-COMPLETE - OUTLET TEMP SENSOR	1	CWA50C2517	←	←	O
	40	SENSOR-COMPLETE (CN-TH4)	1	CWA50C2620	←	CWA50C2616	O
	41	SENSOR-COMPLETE (CN-TH3)	1	CWA50C2622	←	CWA50C2617	O
⚠	43	ELECTRONIC CONTROLLER	1	ACXA73C21000R	ACXA73C21010R	ACXA73C21020R	O
⚠	44	ELECT CONTROLLER – NOISE FILTER	1	ACXA73-07870	←	←	O
⚠	45	ELECT CONTROLLER (DISPLAY)	1	CWA745292	←	←	O
⚠	47	REACTOR	2	G0C403J00001	←	←	O
⚠	48	TERMINAL BOARD ASSY	1	CWA28K1195	←	←	O

SAFETY	NO.	DESCRIPTION & NAME	Q'TY	CU-3Z52TBE	CU-3Z68TBE	CU-4Z68TBE	REMARK
	49	TERMINAL BOARD ASSY	4	CWA28K1196	←	←	O
	50	CONTROL BOARD COVER	1	CWH131333	←	←	
	52	CABINET TOP PLATE	1	CWE031083A	←	←	
	53	CONTROL BOARD COVER	1	CWH13C1194	←	←	
	54	CABINET FRONT PLATE	1	CWE06K1065	←	←	
	55	CABINET SIDE PLATE	1	CWE041317A	←	←	
	56	CABINET SIDE PLATE	1	CWE041395A	←	←	
	57	WIRE NET	1	CWD041128A	←	←	
	58	HANDLE	1	CWE161010	←	←	
	59	TERMINAL COVER	1	CWH171035	←	←	
	60	NUT-TERMINAL COVER	1	CWH7080300J	←	←	
	61	INSTALLATION INSTRUCTION	1	ACXF60-06660	←	←	
	62	INSTALLATION INSTRUCTION	1	ACXF60-06670	←	←	
	63	INSTALLATION INSTRUCTION	1	ACXF60-06680	←	←	
	64	INSTALLATION INSTRUCTION	1	ACXF60-06690	←	←	
	65	INSTALLATION INSTRUCTION	1	ACXF60-06700	←	←	
	66	INSTALLATION INSTRUCTION	1	ACXF60-06710	←	←	
	67	INSTALLATION INSTRUCTION	1	ACXF60-06720	←	←	
	68	INSTALLATION INSTRUCTION	1	ACXF60-06730	←	←	
	69	INSTALLATION INSTRUCTION	1	ACXF60-06740	←	←	
	70	INSTALLATION INSTRUCTION	1	ACXF60-06750	←	←	
	71	INSTALLATION INSTRUCTION	1	ACXF60-06760	←	←	
	74	ACCESSORY CO. (DRAIN ELBOW)	1	CWG87C900	←	←	
	75	TUBE ASS'Y (LIQUID 1)	1	ACXT00-30740	←	←	
	76	TUBE ASS'Y (LIQUID 2)	1	ACXT00-30750	←	←	
	77	TUBE ASS'Y (LIQUID 3)	1	ACXT00-30760	←	←	
	78	TUBE ASS'Y (LIQUID 4)	1	-	-	ACXT00-30770	
	79	MANIFOLD TUBE ASS'Y (GAS)	1	CWT07K1480	←	CWT07K1476	
	80	FLEXIBLE PIPE (L-TUBE)	1	CWH5850080	←	←	
	81	PACKING-L.TUBE	1	CWB81012	←	←	
	82	CONTROL BOARD COVER-PLATE	1	CWH131364	←	←	
	83	LEAD WIRE-COMPRESSOR	1	CWA67C7213	←	←	
	84	PANASONIC BADGE	1	CWE373439	←	←	

(Note)

- All parts are supplied from PAPAMY, Malaysia (Vendor Code: 00029488).
- "O" marked parts are recommended to be kept in stock.