DVM S™
DIGITAL VARIABLE MULTI

DVM
Technical Data Book

DVM S Indoor Unit

SAMSUNG

DVM

DVM Technical Data Book

Indoor Units

Contents

I. Products

II. Indoor units

III. Ventilation

IV. Hydro unit

DVM S

I. Products

1 Nomenclature

1-1. Nomenclature

Model name

AM	045	F	N	4	D	E	H	/	EU
①	②	③	④	⑤	⑥	⑦	⑧		(Buyer)

① Classification

AM	DVM

② Capacity

x 1/10 HP (3 digits)

③ Version

E	2012
F	2013
G	2014

④ Product Type

X	Outdoor Unit
N	Indoor Unit

⑤ Product Notation

1	1 way cassette
2	2 way cassette
N	Mini 4 way cassette
4	4 way cassette
L	LSP Duct (Slim Duct)
M	MSP Duct
H	HSP Duct
C	Ceiling
J	Console
F	Floor Standing
T	NEO FORTE
Q	NEO FORTE (EEV)
B	HYDRO UNIT (Floor Standing)
K	FLAT(CEILING TYPE) VTL

⑥ Feature

D	DELUXE
F	FLAGSHIP
G (EHS)	CASCADE (EEV)

⑦ Rating Voltage

E	1Ø, 220~240V, 50Hz
G	3Ø, 380~415V, 50Hz

⑧ Mode

H	Heat Pump (R410a)
R	Heat Recovery (R410a)
A	Cooling Only (R134a)

2 Line-up

Type \ Capacity	2.2kW	2.8kW	3.6kW	4.5kW	5.6kW	6.0kW	7.1kW	9.0kW	11.2kW	12.8kW	14.0kW	22.0kW	28.0kW
Slim 1 way cassette													
2 way cassette													
4 way cassette (S)													
Mini 4 way cassette													
Slim duct													
MSP duct													
HSP duct													
Console													
Ceiling													
Neo Forte													
Neo Forte (E)													
Floor Stand-ing			●		●		●						

Type \ Air Flow Rate	250CMH	350CMH	500CMH	800CMH	1000CMH
ERV PLUS					

Type \ Capacity	16.0kW	32.0kW	50.0kW
Hydro Unit			

3 Accessory

Classification		Product	Model	Image	Application model
Integrated management system	Controller	DMS 2	MIM-D00AN		DVM S
		S-NET 3	MST-P3P		DVM S
	Interface Module	PIM	MIM-B16N		DVM S ('13.07~)
Centralized control system	Controller	Centralized controller	MCM-A202DN		DVM S
		Operation mode selection switch	MCM-C200		DVM S
		New touch CONTROLLER	MCM-A300N		DVM S
Individual control system Controller	Controller	Wireless remote controller	MR-DH00		Cassette, Duct(Receiver needed)
		Wired remote controller (Multi function)	MWR-WE10N		Cassette, Wall-mounted, Ceiling, Duct, Console, ERV
		Wireless signal receiver	MRK-A10N		Duct (For wireless remote controller)
		Remote sensor	MRW-TA		Cassette, Wall-mounted, Ceiling, Duct, Console
		ERV CO_2 Sensor	MOS-C1		ERV, ERV PLUS
Building management system		Lonworks interface module	MIM-B18N		DVM S
		DMS-Bnet (BACnet)	MIM-B17N		DVM S
Guest room management system		External contact interface module	MIM-B14		DVM S
Converter		S-Net Pro	MIM-C02N		DVM S
		Communication	MIM-N00		DVM S (Nasa-No Nasa)
Multi Tenant Function Controller			MCM-C210		DVM S

Classification	Feature	Model	Description	Relevant unit	Remark
Y-JOINT		MXJ-YA1509M	15.0 kW and below	DVM S HP / HR	Requisite
		MXJ-YA2512M	Over 15.0 ~ 40 kW and below		
		MXJ-YA2812M	Over 40 ~ 45 kW and below		
		MXJ-YA2815M	Over 45 ~ 67.2 kW and below		
		MXJ-YA3419M	Over 67.2 ~ 95.2 kW and below		
		MXJ-YA4119M	Over 95.2 ~ 135.2 kW and below		
		MXJ-YA4422M	Over 135.2 kW		
Y-joint(High Pressure Gas) for DVM S HR		MXJ-YA1500M	22.4 kW and below	DVM S HR	Requisite
		MXJ-YA2500M	Over 22.4 ~ 67.2 kW and below		
		MXJ-YA3100M	Over 67.2 ~ 135.2 kW and below		
		MXJ-YA3800M	Over 135.2 kW		
Outdoor joint (Outdoor Connection)		MXJ-TA3819M	Below 135.2 kW	DVM S HP / HR	Requisite
		MXJ-TA4422M	Over 140.2 kW		
Outdoor joint (High Pressure Gas) for DVM S HR	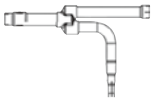	MXJ-TA3100M	Below 135.2 kW	DVM S HR	Requisite
		MXJ-TA3800M	Over 140.2 kW		
Header joint		MXJ-HA2512M	Below 45 kW	DVM S HP / HR	Requisite
		MXJ-HA3115M	Below 67.2 kW		
		MXJ-HA3819M	Over 67.2 kW		
EEV kits		MXD-E24K132A	2 Indoor	Apply to products without EEV (Wall mount & Ceiling)	Option
		MXD-E24K200A			
		MXD-E32K200A			
		MXD-E24K232A	3 Indoor		
		MXD-E24K300A			
		MXD-E32K224A			
		MXD-E32K300A			
		MEV-E24SA	1 Indoor		
		MEV-E32SA			
Drain Pump		MDP-N047SNC1D	HSP Duct 22.0/28.0kW	-	Option
		MDP-M075SGU1D	MSP Duct (9.0/11.2) kW	-	
		MDP-M075SGU2D	MSP Duct (12.8/14.0) kW		
		MDP-M075SGU3D	MSP Duct (5.6/7.1) kW		
		MDP-E075SEE3D	SlimDuct (2.0~14.0)kW	-	
MCU		MCU-S4NEE1N	Below 4 indoor units	DVM S HR	Requisite (HR Only)
		MCU-S6NEE1N	Below 6 indoor units		
		MCU-S4NEE2N	Below 2 large capacity ducts		
AHU KIT		MXD-K025AN	7.0kW~8.75kW	-	Option
		MXD-K050AN	14.0kW~17.5kW		
		MXD-K075AN	21.0kW~26.25kW		
		MXD-K100AN	28.0kW~35.0kW		

3 Accessory

Classification	Feature	Model	Description	Relevant unit	Remark
PDM KIT		MXD-A38K2A	8~12HP	DVM S	Option
		MXD-A12K2A	14~16HP		
		MXD-A58K2A	18~22HP		
Humidifier		MVO-VA050100	500CMH	-	Option
		MVO-VA100100	1000CMH		
S-Plasma Ion KIT		MSD-CAN1	4way Cassette	-	Option
		MSD-EAN1	ERV-Plus		
Motion detect sensor		MCR-SMA	4way Cassette	-	Option
Front panel		PC1NUSMAN	Slim 1way cassette	-	Requisite
		PC1NUPMAN	Slim 1way cassette (Z-slide)		
		PC2NUSMEN	2 way cassette		
		PC4SUSMAN	Mini 4way cassette (Waffle)		
		PC4SUSMBN	Mini 4way cassette (Classic)		
		PC4NUSKAN	4 way cassette (Waffle)		
		PC4NUSKEN	4 way cassette (Classic)		
		PC4NBSKAN	4 way cassette (Waffle, Black)		

II. Indoor units

INDOOR UNIT

1 Slim 1 way cassette

(AM✳✳✳FN1DEH✳✳✳)

1-1. Specifications

1) Technical specifications

Model				AM022FN1DEH✶✶✶	AM028FN1DEH✶✶✶	AM036FN1DEH✶✶✶
Power Supply			Ø, #, V, Hz	1,2,220-240,50	1,2,220-240,50	1,2,220-240,50
Mode*1)			-	HP/HR	HP/HR	HP/HR
Performance	Capacity (Nominal)	Cooling*2)	kW	2.2	2.8	3.6
			Btu/h	7,500	9,600	12,300
		Heating*3)	kW	2.6	3.2	4.0
			Btu/h	8,900	10,900	13,600
Power	Power Input (Nominal)	Cooling*2)	W	50	50	50
		Heating*3)		50	50	50
	Current Input (Nominal)	Cooling*2)	A	0.20	0.23	0.25
		Heating*3)		0.20	0.23	0.25
Fan	Motor	Type	-	Crossflow Fan	Crossflow Fan	Crossflow Fan
		Output	W	23	23	23
		Number of unit	EA	1	1	1
	Air Flow Rate	H/M/L (UL)	CMM	6/5/4	7/6/5	8/7/6
			l/s	100.00/83.33/66.67	116.67/100.00/83.33	133.33/116.67/100.00
	External Pressure	Min / Std / Max	mmAq	-	-	-
			Pa	-	-	-
			WG	-	-	-
Option Code			-	017044-1180C8-201616-330010	017044-1180F8-201C1C-330010	017044-11545D-202424-330010
Piping Connections	Liquid Pipe		Ø, mm	6.35	6.35	6.35
			Ø, inch	1/4	1/4	1/4
	Gas Pipe		Ø, mm	12.70	12.70	12.70
			Ø, inch	1/2	1/2	1/2
	Drain Pipe		Ø, mm	VP20 (OD 26,ID 20)	VP20 (OD 26,ID 20)	VP20 (OD 26,ID 20)
Field Wiring	Power Source Wire	Below 20m / over 20m	mm^2	1.5 / 2.5	1.5 / 2.5	1.5 / 2.5
	Transmission Cable		mm^2	0.75~1.5	0.75~1.5	0.75~1.5
Refrigerant	Type		-	R410A	R410A	R410A
	Control Method		-	EEV INCLUDED	EEV INCLUDED	EEV INCLUDED
Sound	Sound Pressure	High / Mid / Low*4)	dBA	27 / 25 / 23	29 / 27 / 24	35 / 31 / 27
Dimensions	Net Weight		kg	10.50	10.50	10.50
	Shipping Weight		kg	13.50	13.50	13.50
	Net Dimensions (W×H×D)		mm	970 x 135 x 410	970 x 135 x 410	970 x 135 x 410
	Shipping Dimensions (W×H×D)		mm	1,164 x 212 x 478	1,164 x 212 x 478	1,164 x 212 x 478
Panel Size	Panel model		-	PC1NUSMAN	PC1NUSMAN	PC1NUSMAN
	Panel Net Weight		kg	3.00	3.00	3.00
	Shipping Weight		kg	5.00	5.00	5.00
	Net Dimensions (W×H×D)		mm	1180 x 225 x 460	1180 x 225 x 460	1180 x 225 x 460
	Shipping Dimensions (W×H×D)		mm	1259 x 144 x 539	1259 x 144 x 539	1259 x 144 x 539
Additional Accessories	Drain pump	Drain pump	- / Model	Built-in	Built-in	Built-in
		Max. lifting Height / Displacement	mm/liter/h	750 / 24	750 / 24	750 / 24
	Air Filter		-	Long life filter	Long life filter	Long life filter

* Specifications may be subject to change without prior notice for product improvement.

*1) Mode
- HP : Heat Pump, HR : Heat Recovery

*2) Nominal cooling capacities are based on;
- Indoor temperature : 27°C DB, 19°C WB
- Outdoor temperature : 35°C DB, 24°C WB, Equivalent refrigerant piping : 7.5m, Level differences : 0m

*3) Nominal heating capacities are based on;
- Indoor temperature : 20°C DB, 15°C WB
- Outdoor temperature : 7°C DB, 6°C WB, Equivalent refrigerant piping : 7.5m, Level differences : 0m

*4) Sound pressure was acquired in an anechoic room. Thus actual noise level may be different depending on the installation conditions.

1-2. Capacity tables

1) Cooling

TC : Total Capacity(kW), SHC : Sensible Heat Capacity(kW)

Model	Outdoor temperature (ºC, DB)	Indoor temperature (ºC, WB)													
		20 (ºC, DB)		23 (ºC, DB)		26 (ºC, DB)		27 (ºC, DB)		28 (ºC, DB)		30 (ºC, DB)		32 (ºC, DB)	
		14 (ºC, WB)		16 (ºC, WB)		18 (ºC, WB)		19 (ºC, WB)		20 (ºC, WB)		22 (ºC, WB)		24 (ºC, WB)	
		TC	SHC	TC	SHC	TC	SHC	TC	SHC	TC	SHC	TC	SHC	TC	SHC
022	10	1.5	1.3	1.8	1.4	2.1	1.5	2.2	1.5	2.3	1.5	2.5	1.6	2.6	1.4
	12	1.5	1.3	1.8	1.4	2.1	1.5	2.2	1.5	2.3	1.5	2.5	1.6	2.6	1.4
	14	1.5	1.3	1.8	1.4	2.1	1.5	2.2	1.5	2.3	1.5	2.5	1.6	2.6	1.4
	16	1.5	1.3	1.8	1.4	2.1	1.5	2.2	1.5	2.3	1.5	2.4	1.5	2.6	1.4
	18	1.5	1.3	1.8	1.4	2.1	1.5	2.2	1.5	2.3	1.5	2.4	1.5	2.6	1.4
	20	1.5	1.3	1.8	1.4	2.1	1.5	2.2	1.5	2.3	1.5	2.4	1.5	2.6	1.4
	21	1.5	1.3	1.8	1.4	2.1	1.5	2.2	1.5	2.3	1.5	2.4	1.5	2.6	1.4
	23	1.5	1.3	1.8	1.4	2.1	1.5	2.2	1.5	2.3	1.5	2.4	1.5	2.6	1.4
	25	1.5	1.3	1.8	1.4	2.1	1.5	2.2	1.5	2.3	1.5	2.4	1.5	2.6	1.4
	27	1.5	1.3	1.8	1.4	2.1	1.5	2.2	1.5	2.3	1.5	2.4	1.5	2.6	1.4
	29	1.5	1.3	1.8	1.4	2.1	1.5	2.2	1.5	2.3	1.5	2.4	1.5	2.6	1.4
	31	1.5	1.3	1.8	1.4	2.1	1.5	2.2	1.5	2.3	1.5	2.4	1.5	2.6	1.4
	33	1.5	1.3	1.8	1.4	2.1	1.5	2.2	1.5	2.3	1.5	2.4	1.5	2.6	1.4
	35	1.5	1.3	1.8	1.4	2.1	1.5	2.2	1.5	2.3	1.5	2.4	1.5	2.6	1.4
	37	1.5	1.3	1.8	1.4	2.1	1.5	2.2	1.5	2.3	1.5	2.4	1.5	2.6	1.4
	39	1.5	1.3	1.8	1.4	2.1	1.5	2.2	1.5	2.3	1.5	2.4	1.5	2.5	1.3
028	10	1.9	1.6	2.3	1.8	2.6	1.9	2.8	1.9	2.9	1.9	3.1	1.9	3.4	1.9
	12	1.9	1.6	2.3	1.8	2.6	1.9	2.8	1.9	2.9	1.9	3.1	1.9	3.3	1.8
	14	1.9	1.6	2.3	1.8	2.6	1.9	2.8	1.9	2.9	1.9	3.1	1.9	3.3	1.8
	16	1.9	1.6	2.3	1.8	2.6	1.9	2.8	1.9	2.9	1.9	3.1	1.9	3.3	1.8
	18	1.9	1.6	2.3	1.8	2.6	1.9	2.8	1.9	2.9	1.9	3.1	1.9	3.3	1.8
	20	1.9	1.6	2.3	1.8	2.6	1.9	2.8	1.9	2.9	1.9	3.1	1.9	3.3	1.8
	21	1.9	1.6	2.3	1.8	2.6	1.9	2.8	1.9	2.9	1.9	3.1	1.9	3.3	1.8
	23	1.9	1.6	2.3	1.8	2.6	1.9	2.8	1.9	2.9	1.9	3.1	1.9	3.3	1.8
	25	1.9	1.6	2.3	1.8	2.6	1.9	2.8	1.9	2.9	1.9	3.1	1.9	3.3	1.8
	27	1.9	1.6	2.3	1.8	2.6	1.9	2.8	1.9	2.9	1.9	3.1	1.9	3.3	1.8
	29	1.9	1.6	2.3	1.8	2.6	1.9	2.8	1.9	2.9	1.9	3.1	1.9	3.3	1.8
	31	1.9	1.6	2.3	1.8	2.6	1.9	2.8	1.9	2.9	1.9	3.1	1.9	3.3	1.8
	33	1.9	1.6	2.3	1.8	2.6	1.9	2.8	1.9	2.9	1.9	3.1	1.9	3.3	1.8
	35	1.9	1.6	2.3	1.8	2.6	1.9	2.8	1.9	2.9	1.9	3.1	1.9	3.3	1.8
	37	1.9	1.6	2.3	1.8	2.6	1.9	2.8	1.9	2.9	1.9	3.1	1.9	3.3	1.8
	39	1.9	1.6	2.3	1.8	2.6	1.9	2.8	1.9	2.9	1.9	3.0	1.8	3.2	1.7
036	10	2.5	2.2	2.9	2.4	3.4	2.4	3.6	2.6	3.7	2.6	4.0	2.6	4.3	2.5
	12	2.5	2.2	2.9	2.4	3.4	2.4	3.6	2.6	3.7	2.6	4.0	2.6	4.3	2.5
	14	2.5	2.2	2.9	2.4	3.4	2.4	3.6	2.6	3.7	2.6	4.0	2.6	4.3	2.5
	16	2.5	2.2	2.9	2.4	3.4	2.4	3.6	2.6	3.7	2.6	4.0	2.6	4.3	2.5
	18	2.5	2.2	2.9	2.4	3.4	2.4	3.6	2.6	3.7	2.6	4.0	2.6	4.3	2.5
	20	2.5	2.2	2.9	2.4	3.4	2.4	3.6	2.6	3.7	2.6	4.0	2.6	4.2	2.4
	21	2.5	2.2	2.9	2.4	3.4	2.4	3.6	2.6	3.7	2.6	4.0	2.6	4.2	2.4
	23	2.5	2.2	2.9	2.4	3.4	2.4	3.6	2.6	3.7	2.6	4.0	2.6	4.2	2.4
	25	2.5	2.2	2.9	2.4	3.4	2.4	3.6	2.6	3.7	2.6	4.0	2.6	4.2	2.4
	27	2.5	2.2	2.9	2.4	3.4	2.4	3.6	2.6	3.7	2.6	4.0	2.6	4.2	2.4
	29	2.5	2.2	2.9	2.4	3.4	2.4	3.6	2.6	3.7	2.6	4.0	2.6	4.2	2.4
	31	2.5	2.2	2.9	2.4	3.4	2.4	3.6	2.6	3.7	2.6	4.0	2.6	4.2	2.4
	33	2.5	2.2	2.9	2.4	3.4	2.4	3.6	2.6	3.7	2.6	4.0	2.6	4.2	2.4
	35	2.5	2.2	2.9	2.4	3.4	2.4	3.6	2.6	3.7	2.6	4.0	2.6	4.2	2.4
	37	2.5	2.2	2.9	2.4	3.4	2.4	3.6	2.6	3.7	2.6	3.9	2.5	4.2	2.4
	39	2.5	2.2	2.9	2.4	3.4	2.4	3.6	2.6	3.7	2.6	3.9	2.5	4.1	2.3

1-2. Capacity tables

2) Heating

TC : Total Capacity(kW)

Model	Outdoor temperature (ºC)		Indoor temperature (ºC, DB)				
			16.0	18.0	20.0	22.0	24.0
			TC	TC	TC	TC	TC
	DB	WB	kW	kW	kW	kW	kW
022	-20	-21	1.5	1.5	1.5	1.5	1.5
	-17	-18	1.6	1.6	1.6	1.6	1.6
	-15	-16	1.7	1.6	1.6	1.6	1.6
	-12	-13	1.8	1.8	1.8	1.8	1.7
	-10	-11	2.0	2.0	1.9	1.9	1.9
	-7	-8	2.3	2.2	2.2	2.0	2.0
	-5	-6	2.4	2.3	2.3	2.2	2.2
	-3	-4	2.5	2.5	2.4	2.3	2.2
	0	-1	2.6	2.5	2.5	2.3	2.2
	3	2.2	2.7	2.6	2.5	2.3	2.2
	5	4.1	2.8	2.7	2.5	2.3	2.2
	7	6	2.8	2.7	2.5	2.3	2.2
	9	7.9	3.0	2.7	2.5	2.3	2.2
	11	9.8	3.0	2.7	2.5	2.3	2.2
	13	12	3.0	2.7	2.5	2.3	2.2
	15	14	3.0	2.7	2.5	2.3	2.2
028	-20	-21	1.9	1.9	1.9	1.9	1.9
	-17	-18	2.0	2.0	2.0	2.0	1.9
	-15	-16	2.1	2.1	2.0	2.0	1.9
	-12	-13	2.2	2.2	2.2	2.1	2.1
	-10	-11	2.3	2.3	2.3	2.3	2.2
	-7	-8	2.5	2.4	2.4	2.4	2.3
	-5	-6	2.6	2.6	2.5	2.5	2.4
	-3	-4	2.8	2.7	2.7	2.6	2.5
	0	-1	2.9	2.8	2.8	2.7	2.6
	3	2.2	3.0	3.0	2.9	2.8	2.7
	5	4.1	3.2	3.1	3.1	2.9	2.7
	7	6	3.3	3.2	3.2	3.0	2.7
	9	7.9	3.4	3.3	3.2	3.0	2.7
	11	9.8	3.5	3.3	3.2	3.0	2.7
	13	12	3.6	3.4	3.2	3.0	2.7
	15	14	3.7	3.4	3.2	3.0	2.7
036	-20	-21	2.4	2.4	2.3	2.3	2.3
	-17	-18	2.6	2.5	2.4	2.4	2.3
	-15	-16	2.7	2.6	2.5	2.5	2.4
	-12	-13	2.8	2.7	2.7	2.6	2.6
	-10	-11	2.9	2.9	2.9	2.8	2.8
	-7	-8	3.1	3.1	3.0	3.0	2.9
	-5	-6	3.3	3.2	3.2	3.1	3.0
	-3	-4	3.4	3.4	3.3	3.2	3.1
	0	-1	3.6	3.6	3.5	3.4	3.2
	3	2.2	3.8	3.7	3.7	3.5	3.4
	5	4.1	3.9	3.9	3.8	3.6	3.4
	7	6	4.1	4.1	4.0	3.7	3.4
	9	7.9	4.2	4.1	4.0	3.7	3.4
	11	9.8	4.4	4.2	4.0	3.7	3.4
	13	12	4.5	4.2	4.0	3.7	3.4
	15	14	4.6	4.3	4.0	3.7	3.4

1-3. Dimensional drawing

Unit:mm

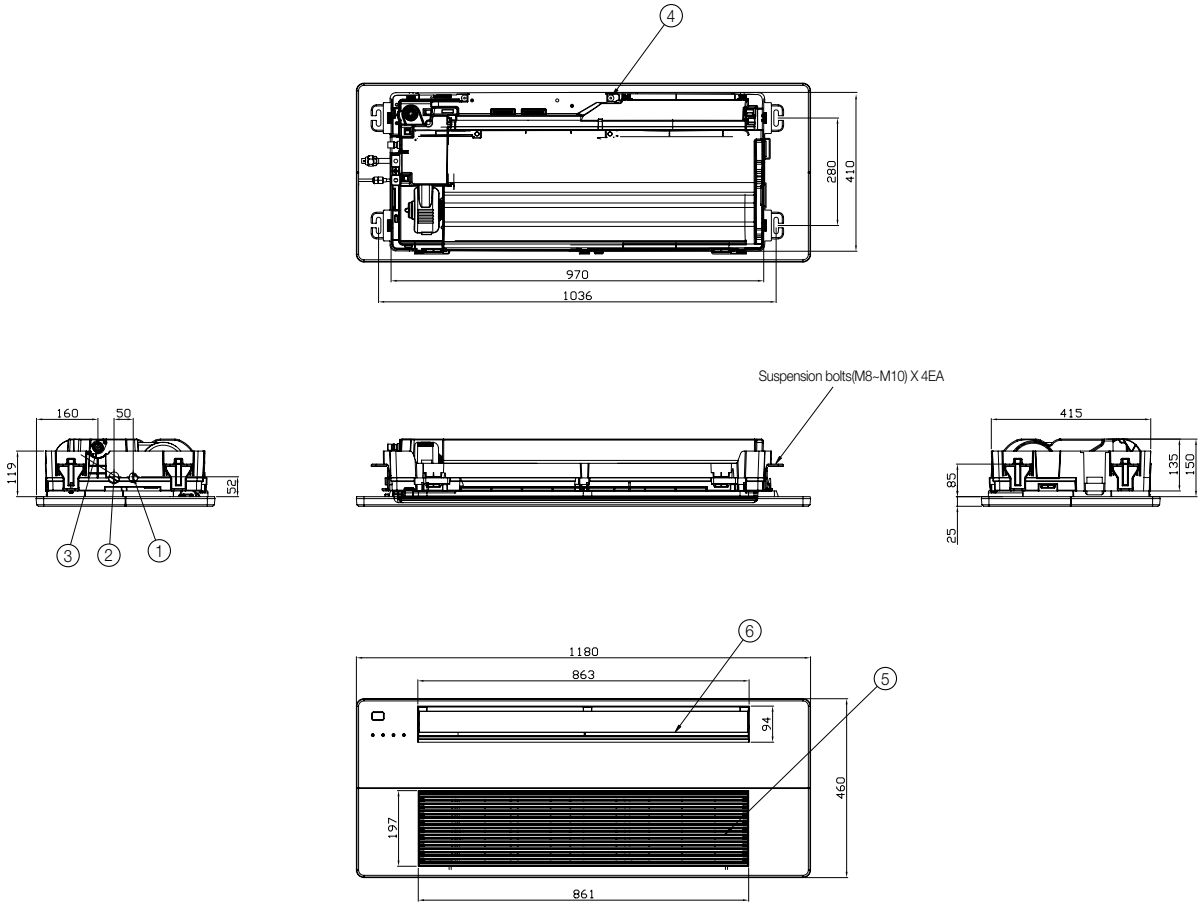

No.	Name	Description		
		2.2kW	2.8kW	3.6kW
①	Liquid pipe connection	Ø6.35 Flare		
②	Gas pipe connection	Ø12.70 Flare		
③	Drain pipe connection	VP20 (OD 26, ID 20)		
④	Conduit for power supply & communication wiring	-		
⑤	Air inlet grille	-		
⑥	Air outlet louver	-		

1-4. Electrical wiring diagram

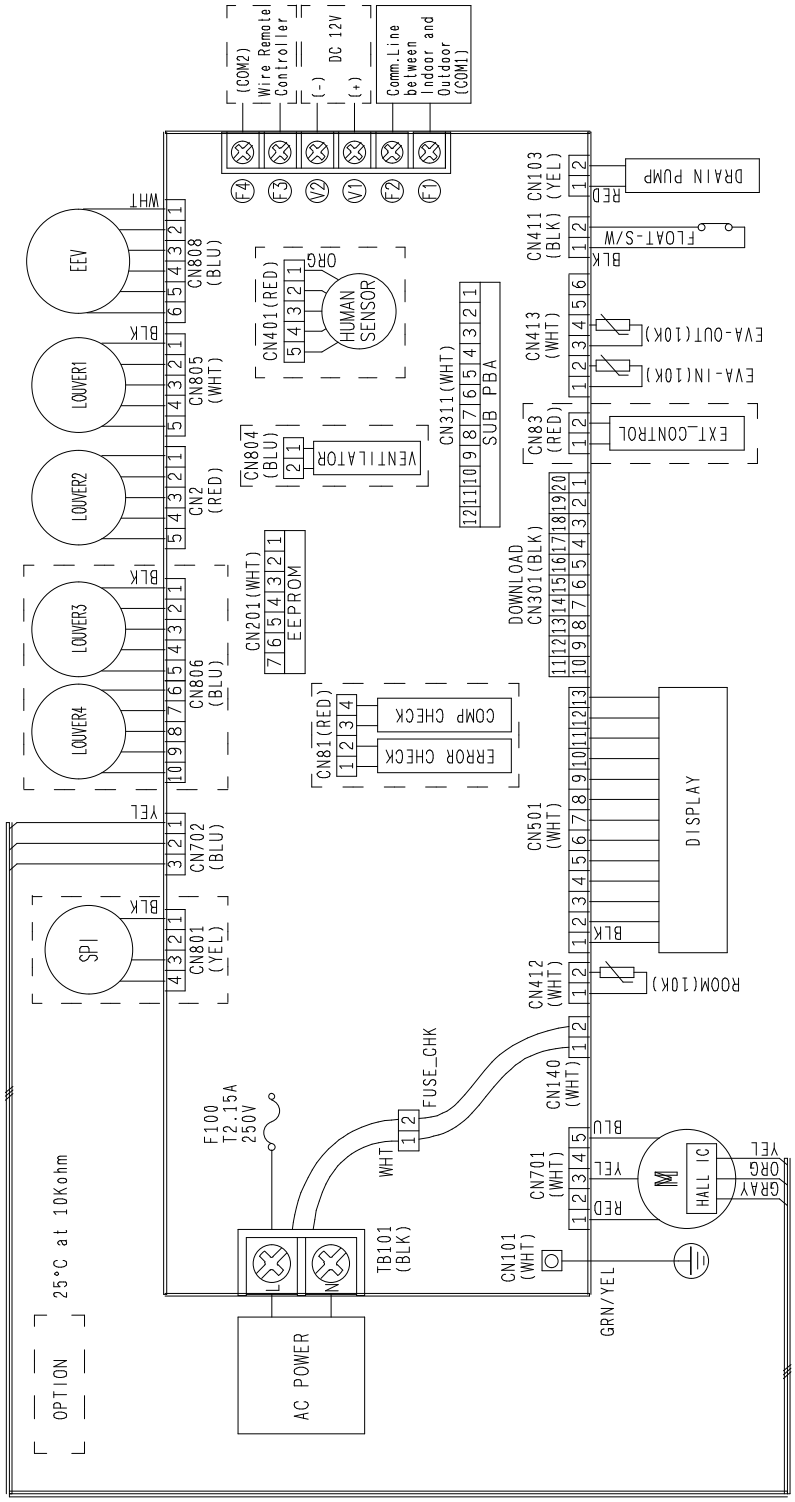

1-5. Sound pressure level

1) Operation sound level

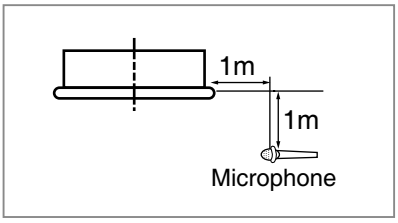

Unit : dB(A)

Model	High	Low
AM022FN1DEH✳✳✳	27	23
AM028FN1DEH✳✳✳	29	24
AM036FN1DEH✳✳✳	35	27

☑ ***Note***

- ◆ These operation values were obtained in an anechoic room. Sound pressure level will vary depending on a range of factors such as the construction of the particular room where the equipment is installed.
- ◆ Operation sound level may differ depending on operation and ambient conditions.

2) NC curves

(1) AM022FN1DEH✳✳✳

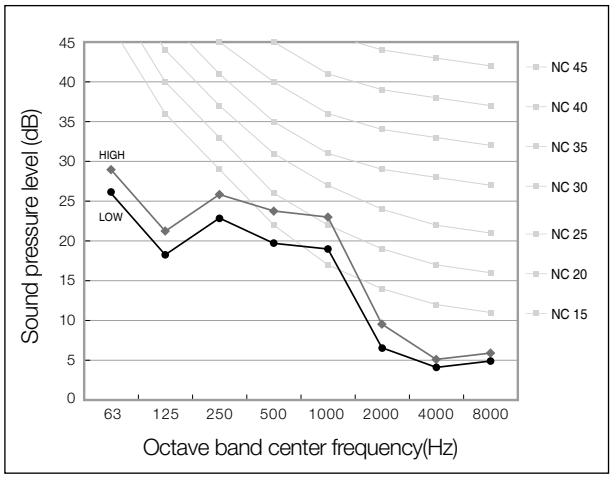

(2) AM028FN1DEH✳✳✳

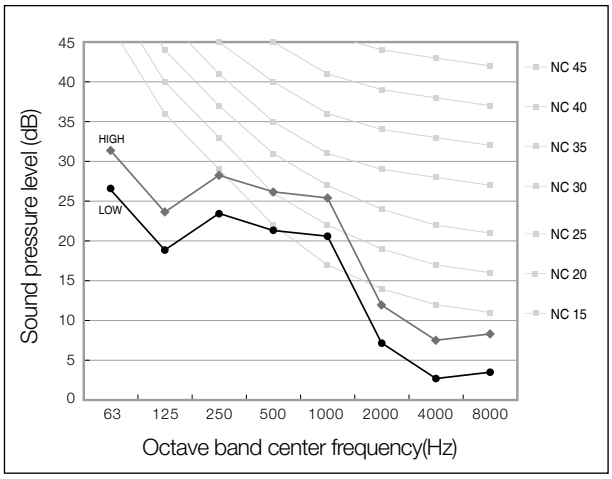

(3) AM036FN1DEH✳✳✳

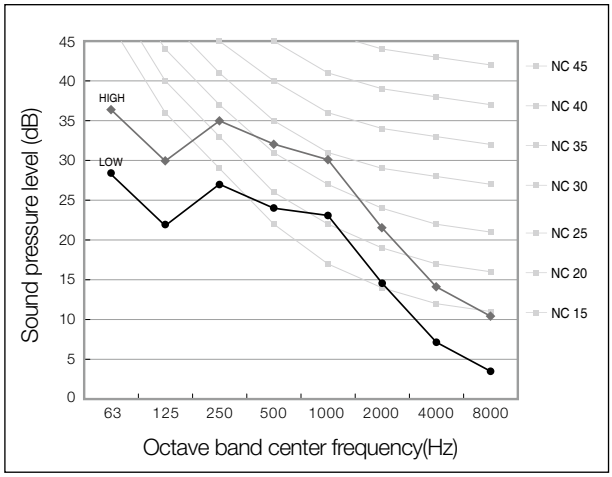

1-6. Temperature and air flow distribution

1) AM036FN1DEH✳✳✳

(1) Cooling air velocity distribution

◆ Discharge angle : 60°

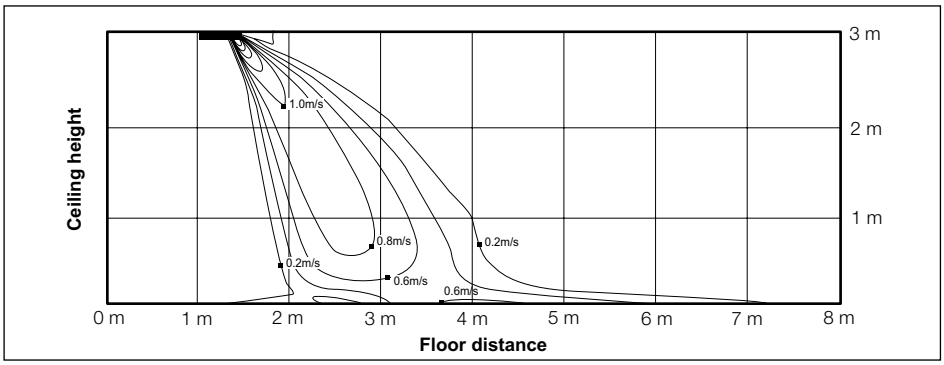

(2) Cooling temperature distribution

◆ Discharge angle : 60°

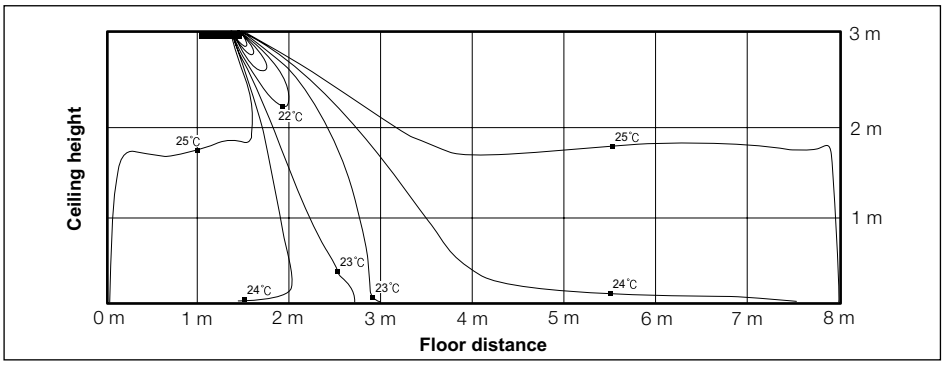

(3) Heating air velocity distribution

◆ Discharge angle : 60°

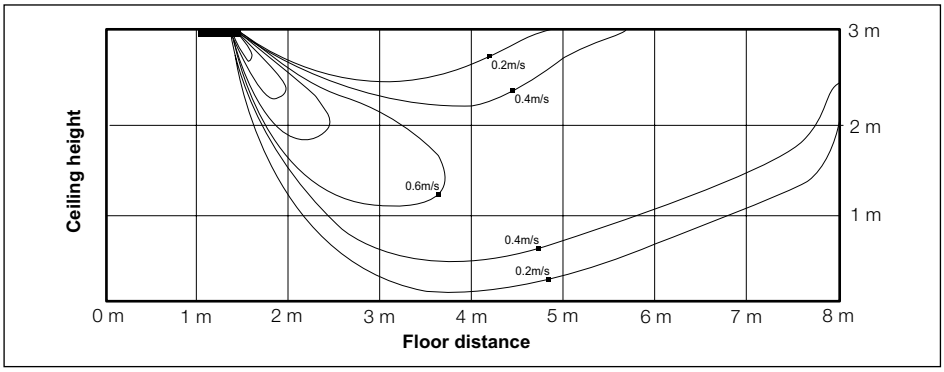

(4) Heating temperature distribution

◆ Discharge angle : 60°

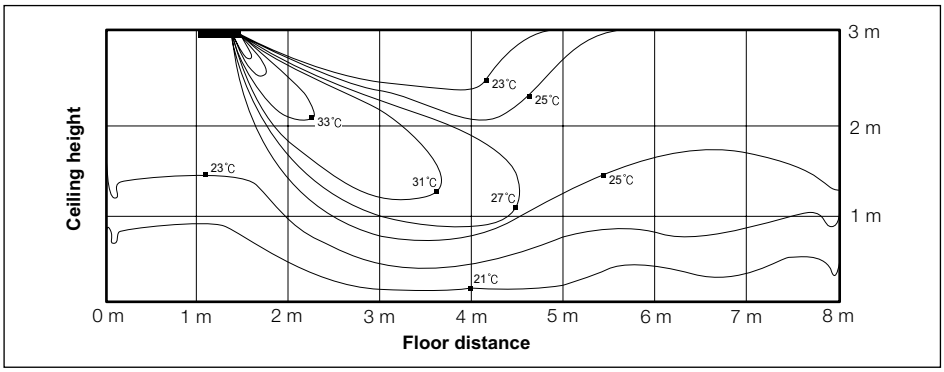

2 2 way cassette

(AM✳✳✳FN2DEH✳✳✳)

2-1. Specifications

1) Technical specifications

Model				AM056FN2DEH✳✳✳	AM071FN2DEH✳✳✳
Power Supply			Ø, #, V, Hz	1, 2, 220-240, 50	1, 2, 220-240, 50
Mode*1)			-	HP/HR	HP/HR
Performance	Capacity (Nominal)	Cooling*2)	kW	5.6	7.1
			Btu/h	19,100	24,200
		Heating*3)	kW	6.3	8.0
			Btu/h	21,500	27,300
Power	Power Input (Nominal)	Cooling*2)	W	70	75
		Heating*3)		70	75
	Current Input (Nominal)	Cooling*2)	A	0.38	0.40
		Heating*3)		0.38	0.40
Fan	Motor	Type	-	Crossflow Fan	Crossflow Fan
		Output	W	14	14
		Number of unit	EA	2	2
	Air Flow Rate	H/M/L (UL)	CMM	14 / 13 / 12	15 / 14 / 13
			l/s	233.33/216.67/200.00	250.00/233.33/216.67
	External Pressure	Min / Std / Max	mmAq	-	-
			Pa	-	-
			WG	-	-
Option Code			-	012044-115561-203838-330010	012044-115582-204747-330010
Piping Connections	Liquid Pipe		Ø, mm	6.35	9.52
			Ø, inch	1/4	3/8
	Gas Pipe		Ø, mm	12.70	15.88
			Ø, inch	1/2	5/8
	Drain Pipe		Ø, mm	VP25 (OD 32,ID 25)	VP25 (OD 32,ID 25)
Field Wiring	Power Source Wire	Below 20m / over 20m	mm^2	1.5 / 2.5	1.5 / 2.5
	Transmission Cable		mm^2	0.75~1.5	0.75~1.5
Refrigerant	Type		-	R410A	R410A
	Control Method		-	EEV INCLUDED	EEV INCLUDED
Sound	Sound Pressure	High / Mid / Low*4)	dBA	38 / 37 / 35	41 / 39 / 37
Dimensions	Net Weight		kg	21.00	22.00
	Shipping Weight		kg	25.00	26.00
	Net Dimensions (W×H×D)		mm	890 x 230 x 575	890 x 230 x 575
	Shipping Dimensions (W×H×D)		mm	1,077 x 299 x 642	1,077 x 299 x 642
Panel Size	Panel model		-	PC2NUSMEN	PC2NUSMEN
	Panel Net Weight		kg	4.00	4.00
	Shipping Weight		kg	8.00	8.00
	Net Dimensions (W×H×D)		mm	1030 x 25 x 650	1030 x 25 x 650
	Shipping Dimensions (W×H×D)		mm	1103 x 151 x 727	1103 x 151 x 727
Additional Accessories	Drain pump	Drain pump	- / Model	Built-in	Built-in
		Max. lifting Height / Displacement	mm/liter/h	750 / 24	750 / 24
	Air Filter		-	Long life filter	Long life filter

* Specifications may be subject to change without prior notice for product improvement.

*1) Mode
- HP : Heat Pump, HR : Heat Recovery

*2) Nominal cooling capacities are based on;
- Indoor temperature : 27°C DB, 19°C WB
- Outdoor temperature : 35°C DB, 24°C WB, Equivalent refrigerant piping : 7.5m, Level differences : 0m

*3) Nominal heating capacities are based on;
- Indoor temperature : 20°C DB, 15°C WB
- Outdoor temperature : 7°C DB, 6°C WB, Equivalent refrigerant piping : 7.5m, Level differences : 0m

*4) Sound pressure was acquired in an anechoic room. Thus actual noise level may be different depending on the installation conditions.

2-2. Capacity tables

1) Cooling

TC : Total Capacity(kW), SHC : Sensible Heat Capacity(kW)

Model	Outdoor temperature (ºC, DB)	Indoor temperature (ºC, WB)													
		20 (ºC, DB)		23 (ºC, DB)		26 (ºC, DB)		27 (ºC, DB)		28 (ºC, DB)		30 (ºC, DB)		32 (ºC, DB)	
		14 (ºC, WB)		16 (ºC, WB)		18 (ºC, WB)		19 (ºC, WB)		20 (ºC, WB)		22 (ºC, WB)		24 (ºC, WB)	
		TC	SHC	TC	SHC	TC	SHC	TC	SHC	TC	SHC	TC	SHC	TC	SHC
056	10	3.9	3.1	4.6	3.4	5.3	3.8	5.6	3.8	5.8	3.8	6.3	3.8	6.7	3.7
	12	3.9	3.1	4.6	3.4	5.3	3.8	5.6	3.8	5.8	3.8	6.3	3.8	6.7	3.7
	14	3.9	3.1	4.6	3.4	5.3	3.8	5.6	3.8	5.8	3.8	6.2	3.8	6.7	3.7
	16	3.9	3.1	4.6	3.4	5.3	3.8	5.6	3.8	5.8	3.8	6.2	3.8	6.6	3.6
	18	3.9	3.1	4.6	3.4	5.3	3.8	5.6	3.8	5.8	3.8	6.2	3.8	6.6	3.6
	20	3.9	3.1	4.6	3.4	5.3	3.8	5.6	3.8	5.8	3.8	6.2	3.8	6.6	3.6
	21	3.9	3.1	4.6	3.4	5.3	3.8	5.6	3.8	5.8	3.8	6.2	3.8	6.6	3.6
	23	3.9	3.1	4.6	3.4	5.3	3.8	5.6	3.8	5.8	3.8	6.2	3.8	6.6	3.6
	25	3.9	3.1	4.6	3.4	5.3	3.8	5.6	3.8	5.8	3.8	6.2	3.8	6.6	3.6
	27	3.9	3.1	4.6	3.4	5.3	3.8	5.6	3.8	5.8	3.8	6.2	3.8	6.6	3.6
	29	3.9	3.1	4.6	3.4	5.3	3.8	5.6	3.8	5.8	3.8	6.2	3.8	6.6	3.6
	31	3.9	3.1	4.6	3.4	5.3	3.8	5.6	3.8	5.8	3.8	6.2	3.8	6.6	3.6
	33	3.9	3.1	4.6	3.4	5.3	3.8	5.6	3.8	5.8	3.8	6.2	3.8	6.6	3.6
	35	3.9	3.1	4.6	3.4	5.3	3.8	5.6	3.8	5.8	3.8	6.2	3.8	6.6	3.6
	37	3.9	3.1	4.6	3.4	5.3	3.8	5.6	3.8	5.8	3.8	6.1	3.7	6.5	3.5
	39	3.9	3.1	4.6	3.4	5.3	3.8	5.6	3.8	5.8	3.8	6.1	3.7	6.4	3.4
071	10	4.9	4.0	5.8	4.4	6.7	4.9	7.1	5.1	7.4	5.0	8.0	5.1	8.5	4.8
	12	4.9	4.0	5.8	4.4	6.7	4.9	7.1	5.1	7.4	5.0	7.9	5.0	8.5	4.8
	14	4.9	4.0	5.8	4.4	6.7	4.9	7.1	5.1	7.4	5.0	7.9	5.0	8.5	4.8
	16	4.9	4.0	5.8	4.4	6.7	4.9	7.1	5.1	7.4	5.0	7.9	5.0	8.4	4.7
	18	4.9	4.0	5.8	4.4	6.7	4.9	7.1	5.1	7.4	5.0	7.9	5.0	8.4	4.7
	20	4.9	4.0	5.8	4.4	6.7	4.9	7.1	5.1	7.4	5.0	7.9	5.0	8.4	4.7
	21	4.9	4.0	5.8	4.4	6.7	4.9	7.1	5.1	7.4	5.0	7.9	5.0	8.4	4.7
	23	4.9	4.0	5.8	4.4	6.7	4.9	7.1	5.1	7.4	5.0	7.9	5.0	8.4	4.7
	25	4.9	4.0	5.8	4.4	6.7	4.9	7.1	5.1	7.4	5.0	7.9	5.0	8.4	4.7
	27	4.9	4.0	5.8	4.4	6.7	4.9	7.1	5.1	7.4	5.0	7.9	5.0	8.4	4.7
	29	4.9	4.0	5.8	4.4	6.7	4.9	7.1	5.1	7.4	5.0	7.9	5.0	8.4	4.7
	31	4.9	4.0	5.8	4.4	6.7	4.9	7.1	5.1	7.4	5.0	7.9	5.0	8.4	4.7
	33	4.9	4.0	5.8	4.4	6.7	4.9	7.1	5.1	7.4	5.0	7.9	5.0	8.4	4.7
	35	4.9	4.0	5.8	4.4	6.7	4.9	7.1	5.1	7.4	5.0	7.9	5.0	8.4	4.7
	37	4.9	4.0	5.8	4.4	6.7	4.9	7.1	5.1	7.3	4.9	7.8	4.9	8.2	4.6
	39	4.9	4.0	5.8	4.4	6.7	4.9	7.1	5.1	7.3	4.9	7.7	4.8	8.1	4.5

2) Heating

TC : Total Capacity(kW)

Model	Outdoor temperature (ºC)		Indoor temperature (ºC, DB)				
			16.0	18.0	20.0	22.0	24.0
			TC	TC	TC	TC	TC
	DB	WB	kW	kW	kW	kW	kW
056	-20	-21	3.9	3.8	3.8	3.7	3.7
	-17	-18	4.0	4.0	3.9	3.8	3.8
	-15	-16	4.2	4.1	4.0	3.9	3.8
	-12	-13	4.4	4.3	4.2	4.2	4.1
	-10	-11	4.6	4.6	4.5	4.4	4.4
	-7	-8	4.9	4.8	4.8	4.7	4.5
	-5	-6	5.2	5.1	5.0	4.9	4.7
	-3	-4	5.4	5.3	5.3	5.1	4.9
	0	-1	5.7	5.6	5.5	5.3	5.0
	3	2.2	5.9	5.9	5.8	5.6	5.3
	5	4.1	6.2	6.1	6.0	5.7	5.3
	7	6	6.5	6.4	6.3	5.8	5.3
	9	7.9	6.7	6.5	6.3	5.8	5.3
	11	9.8	6.9	6.6	6.3	5.8	5.3
	13	12	7.1	6.7	6.3	5.8	5.3
	15	14	7.3	6.8	6.3	5.8	5.3
071	-20	-21	4.9	4.9	4.8	4.7	4.7
	-17	-18	5.1	5.0	4.9	4.8	4.8
	-15	-16	5.3	5.2	5.1	4.9	4.8
	-12	-13	5.6	5.5	5.4	5.3	5.2
	-10	-11	5.9	5.8	5.7	5.6	5.6
	-7	-8	6.2	6.1	6.0	5.9	5.8
	-5	-6	6.5	6.5	6.4	6.2	6.0
	-3	-4	6.9	6.8	6.7	6.4	6.2
	0	-1	7.2	7.1	7.0	6.7	6.4
	3	2.2	7.6	7.5	7.3	7.1	6.8
	5	4.1	7.9	7.8	7.7	7.2	6.8
	7	6	8.2	8.1	8.0	7.4	6.8
	9	7.9	8.5	8.2	8.0	7.4	6.8
	11	9.8	8.7	8.4	8.0	7.4	6.8
	13	12	9.0	8.5	8.0	7.4	6.8
	15	14	9.2	8.6	8.0	7.4	6.8

2-3. Dimensional drawing

Unit:mm

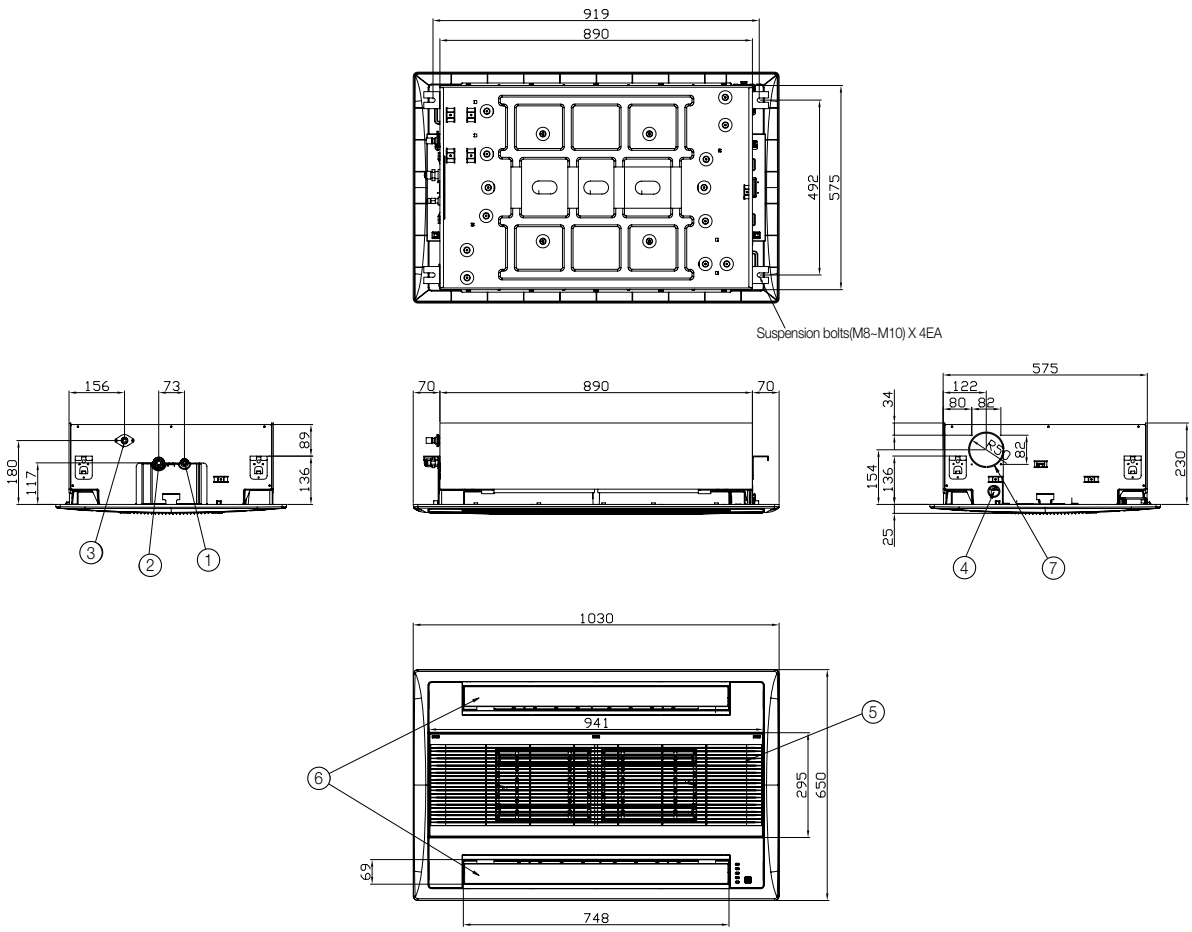

No.	Name	Description	
		5.6kW	7.1kW
①	Liquid pipe connection	Ø6.35 Flare	Ø9.52 Flare
②	Gas pipe connection	Ø12.70 Flare	Ø15.88 Flare
③	Drain pipe connection	VP25 (OD 32, ID 25)	
④	Conduit for power supply & communication wiring	-	
⑤	Air inlet grille	-	
⑥	Air outlet louver	-	
⑦	Fresh air intake	-	

2-4. Electrical wiring diagram

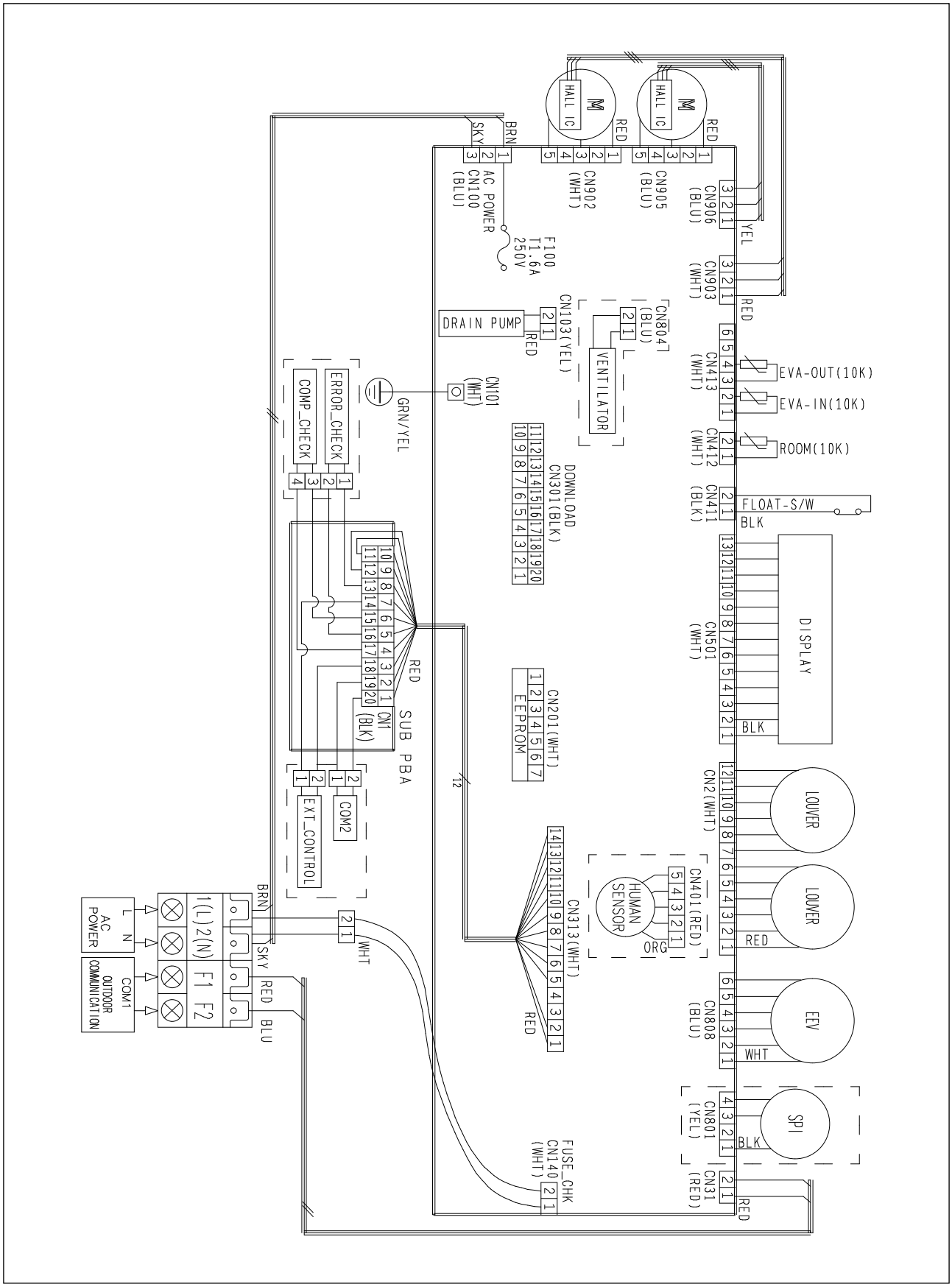

2-5. Sound pressure level

1) Operation sound level

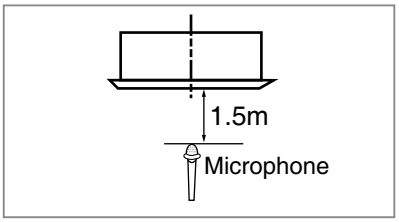

Unit : dB(A)

Model	High	Low
AM056FN2DEH✳✳✳	38	35
AM071FN2DEH✳✳✳	41	37

Note

- These operation values were obtained in an anechoic room. Sound pressure level will vary depending on a range of factors such as the construction of the particular room where the equipment is installed.
- Operation sound level may differ depending on operation and ambient conditions.

2) NC curves

(1) AM056FN2DEH✳✳✳

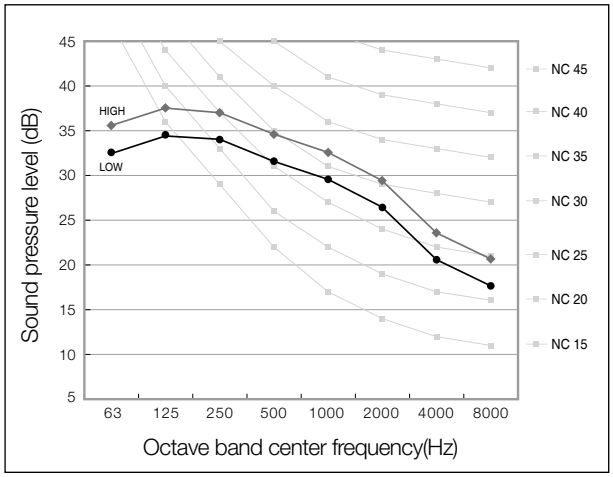

(2) AM071FN2DEH✳✳✳

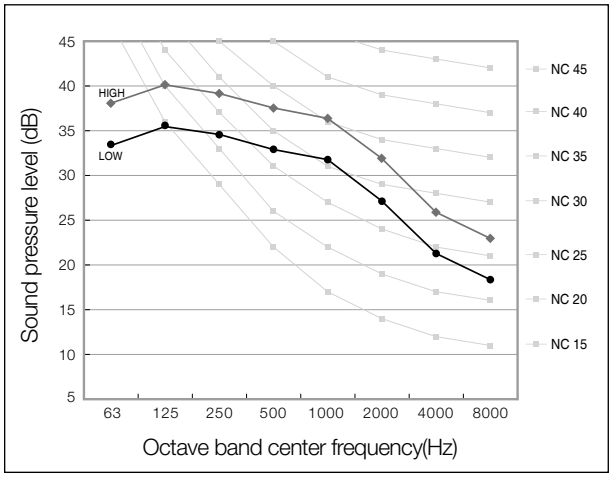

2-6. Temperature and air flow distribution

1) AM071FN2DEH✳✳✳

(1) Cooling air velocity distribution

◆ Discharge angle : 54°

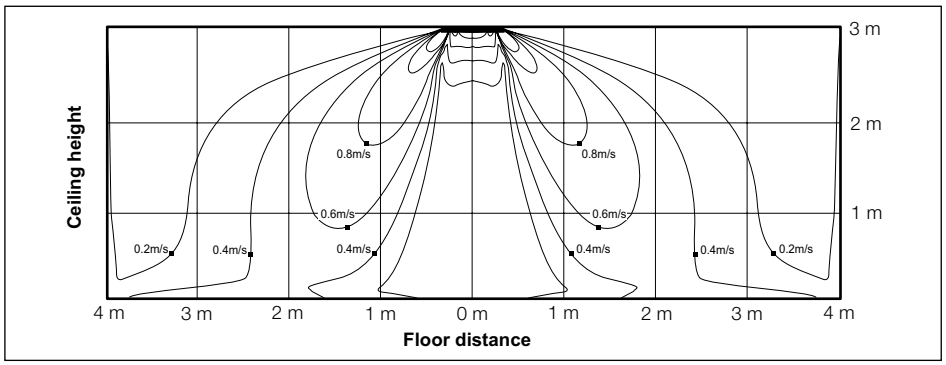

(2) Cooling temperature distribution

◆ Discharge angle : 54°

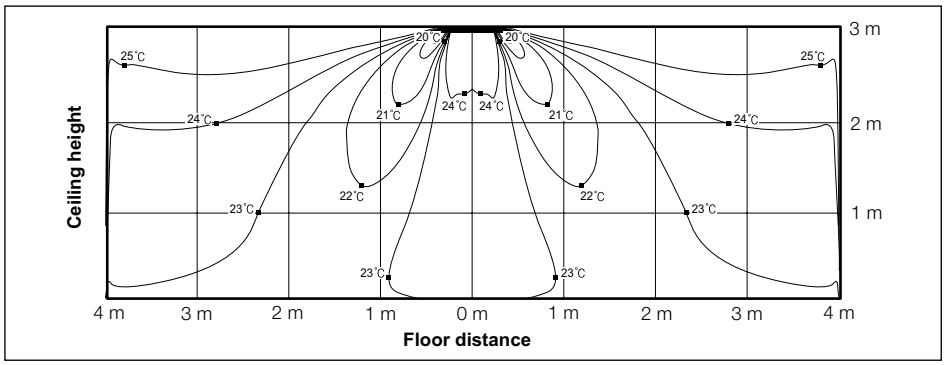

(3) Heating air velocity distribution

◆ Discharge angle : 54°

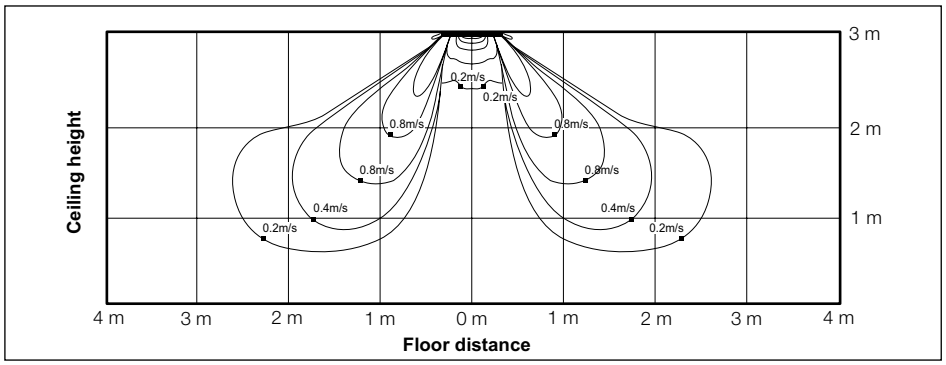

(4) Heating temperature distribution

◆ Discharge angle : 54°

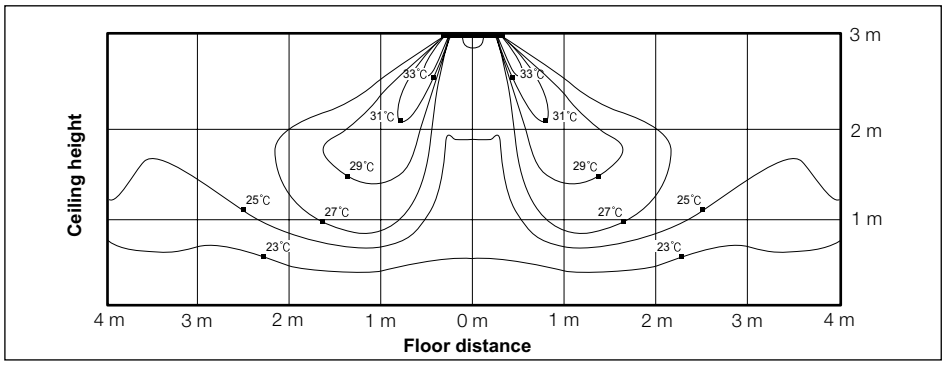

INDOOR UNIT

3 Mini 4 way cassette S

(AM✳✳✳FNNDEH✳✳✳)

3-1. Specifications

1) Technical specifications

Model				AM022FNNDEH✶✶✶	AM028FNNDEH✶✶✶	AM036FNNDEH✶✶✶
Power Supply			Ø, #, V, Hz	1,2,220-240,50	1,2,220-240,50	1,2,220-240,50
Mode*1)			-	HP/HR	HP/HR	HP/HR
Performance	Capacity (Nominal)	Cooling*2)	kW	2.20	2.80	3.60
			Btu/h	7,500	9,600	12,300
		Heating*3)	kW	2.50	3.20	4.00
			Btu/h	8,500	10,900	13,600
Power	Power Input (Nominal)	Cooling*2)	W	18.00	18.00	20.00
		Heating*3)		18.00	18.00	20.00
	Current Input (Nominal)	Cooling*2)	A	0.17	0.17	0.19
		Heating*3)		0.17	0.17	0.19
Fan	Motor	Type	-	Turbo Fan	Turbo Fan	Turbo Fan
		Output x n	W	65 x 1	65 x 1	65 x 1
	Air Flow Rate	H/M/L (UL)	CMM	9.00/7.70/6.50	10.00/8.50/7.50	10.50/9.50/8.00
			l/s	150.00/128.33/108.33	166.67/141.67/125.00	175.00/158.33/133.33
	External Pressure	Mid/Std/Max	mmAq	-	-	-
			Pa	-	-	-
Option Code			-	01504F-1970E8-201616-330000	01504F-19540A-201C1C-330000	01504F-19342C-202424-330000
Piping Connections	Liquid Pipe		Ø, mm	6.35	6.35	6.35
			Ø, inch	1/4	1/4	1/4
	Gas Pipe		Ø, mm	12.70	12.70	12.70
			Ø, inch	1/2	1/2	1/2
	Drain Pipe		Ø, mm	VP25 (OD 32,ID 25)	VP25 (OD 32,ID 25)	VP25 (OD 32,ID 25)
Field Wiring	Power Source Wire		mm^2	1.5 ~ 2.5	1.5 ~ 2.5	1.5 ~ 2.5
	Transmission Cable		mm^2	0.75 ~ 1.50	0.75 ~ 1.50	0.75 ~ 1.50
Refrigerant	Type		-	R410A	R410A	R410A
	Control Method		-	EEV INCLUDED	EEV INCLUDED	EEV INCLUDED
Sound	Sound pressure	High / Mid / Low*4)	dBA	32 / 30 / 27	34 / 30 / 26	36 / 34 / 31
Dimensions	Net Weight		kg	12.00	12.00	12.00
	Shipping Weight		kg	14.00	14.00	14.00
	Net Dimensions (WxHxD)		mm	575 x 250 x 575	575 x 250 x 575	575 x 250 x 575
	Shipping Dimensions (WxHxD)		mm	623 x 298 x 653	623 x 298 x 653	623 x 298 x 653
Panel Size	Panel Model		-	PC4SUSMAN	PC4SUSMAN	PC4SUSMAN
	Panel Net Weight		kg	2.70	2.70	2.70
	Shipping Weight		kg	4.20	4.20	4.20
	Net Dimensions (WxHxD)		mm	670 x 45 x 670	670 x 45 x 670	670 x 45 x 670
	Shipping Dimensions (WxHxD)		mm	714 x 106 x 724	714 x 106 x 724	714 x 106 x 724
Additional Accessories	Drain Pump	Drain Pump	- / Model	Built-in	Built-in	Built-in
		Max. Lifting Height/ Displacement	mm/liter/h	750/24	750/24	750/24
	Air Filter		-	Long life filter	Long life filter	Long life filter

* Specifications may be subject to change without prior notice for product improvement.

*1) Mode
- HP : Heat Pump, HR : Heat Recovery

*2) Nominal cooling capacities are based on;
- Indoor temperature : 27°C DB, 19°C WB
- Outdoor temperature : 35°C DB, 24°C WB, Equivalent refrigerant piping : 7.5m, Level differences : 0m

*3) Nominal heating capacities are based on;
- Indoor temperature : 20°C DB, 15°C WB
- Outdoor temperature : 7°C DB, 6°C WB, Equivalent refrigerant piping : 7.5m, Level differences : 0m

*4) Sound pressure was acquired in an anechoic room. Thus actual noise level may be different depending on the installation conditions.

Model					AM045FNNDEH✱✱✱	AM056FNNDEH✱✱✱	AM060FNNDEH✱✱✱
Power Supply				Ø, #, V, Hz	1,2,220-240,50	1,2,220-240,50	1,2,220-240,50
Mode*1)				-	HP/HR	HP/HR	HP/HR
Performance	Capacity (Nominal)	Cooling*2)		kW	4.50	5.60	6.00
				Btu/h	15,400	19,100	20,500
		Heating*3)		kW	5.00	6.30	6.80
				Btu/h	17,100	21,500	23,200
Power	Power Input (Nominal)	Cooling*2)		W	23.00	28.00	31.00
		Heating*3)			23.00	28.00	31.00
	Current Input (Nominal)	Cooling*2)		A	0.22	0.27	0.30
		Heating*3)			0.22	0.27	0.30
Fan	Motor	Type		-	Turbo Fan	Turbo Fan	Turbo Fan
		Output x n		W	65 x 1	65 x 1	65 x 1
	Air Flow Rate	H/M/L (UL)		CMM	11.50/10.20/9.00	13.00/11.00/9.50	13.50/12.00/10.20
				l/s	191.67/170.00/150.00	216.67/183.33/158.33	225.00/200.00/170.00
	External Pressure	Mid/Std/Max		mmAq	-	-	-
				Pa	-	-	-
Option Code				-	01504F-19544E-202D2D-330000	01504F-19547F-203838-330000	01504F-195591-203C3C-330000
Piping Connections	Liquid Pipe			Ø, mm	6.35	6.35	6.35
				Ø, inch	1/4	1/4	1/4
	Gas Pipe			Ø, mm	12.70	12.70	12.70
				Ø, inch	1/2	1/2	1/2
	Drain Pipe			Ø, mm	VP25 (OD 32,ID 25)	VP25 (OD 32,ID 25)	VP25 (OD 32,ID 25)
Field Wiring	Power Source Wire			mm^2	1.5 ~ 2.5	1.5 ~ 2.5	1.5 ~ 2.5
	Transmission Cable			mm^2	0.75 ~ 1.50	0.75 ~ 1.50	0.75 ~ 1.50
Refrigerant	Type			-	R410A	R410A	R410A
	Control Method			-	EEV INCLUDED	EEV INCLUDED	EEV INCLUDED
Sound	Sound pressure	High / Mid / Low*4)		dBA	36 / 35 / 33	40 / 37 / 34	41 / 38 / 35
Dimensions	Net Weight			kg	12.00	12.00	12.00
	Shipping Weight			kg	14.00	14.00	14.00
	Net Dimensions (WxHxD)			mm	575 x 250 x 575	575 x 250 x 575	575 x 250 x 575
	Shipping Dimensions (WxHxD)			mm	623 x 298 x 653	623 x 298 x 653	623 x 298 x 653
Panel Size	Panel Model			-	PC4SUSMAN	PC4SUSMAN	PC4SUSMAN
	Panel Net Weight			kg	2.70	2.70	2.70
	Shipping Weight			kg	4.20	4.20	4.20
	Net Dimensions (WxHxD)			mm	670 x 45 x 670	670 x 45 x 670	670 x 45 x 670
	Shipping Dimensions (WxHxD)			mm	714 x 106 x 724	714 x 106 x 724	714 x 106 x 724
Additional Accessories	Drain Pump	Drain Pump		- / Model	Built-in	Built-in	Built-in
		Max. Lifting Height/ Displacement		mm/liter/h	750/24	750/24	750/24
	Air Filter			-	Long life filter	Long life filter	Long life filter

* Specifications may be subject to change without prior notice for product improvement.

*1) Mode
- HP : Heat Pump, HR : Heat Recovery

*2) Nominal cooling capacities are based on;
- Indoor temperature : 27°C DB, 19°C WB
- Outdoor temperature : 35°C DB, 24°C WB, Equivalent refrigerant piping : 7.5m, Level differences : 0m

*3) Nominal heating capacities are based on;
- Indoor temperature : 20°C DB, 15°C WB
- Outdoor temperature : 7°C DB, 6°C WB, Equivalent refrigerant piping : 7.5m, Level differences : 0m

*4) Sound pressure was acquired in an anechoic room. Thus actual noise level may be different depending on the installation conditions.

3-2. Capacity tables

1) Cooling

TC : Total Capacity(kW), SHC : Sensible Heat Capacity(kW)

Model	Outdoor temperature (ºC, DB)	Indoor temperature (ºC, WB)													
		20 (ºC, DB)		23 (ºC, DB)		26 (ºC, DB)		27 (ºC, DB)		28 (ºC, DB)		30 (ºC, DB)		32 (ºC, DB)	
		14 (ºC, WB)		16 (ºC, WB)		18 (ºC, WB)		19 (ºC, WB)		20 (ºC, WB)		22 (ºC, WB)		24 (ºC, WB)	
		TC	SHC	TC	SHC	TC	SHC	TC	SHC	TC	SHC	TC	SHC	TC	SHC
022	10	1.5	1.3	1.8	1.4	2.1	1.5	2.2	1.5	2.3	1.5	2.5	1.6	2.6	1.4
	12	1.5	1.3	1.8	1.4	2.1	1.5	2.2	1.5	2.3	1.5	2.5	1.6	2.6	1.4
	14	1.5	1.3	1.8	1.4	2.1	1.5	2.2	1.5	2.3	1.5	2.5	1.6	2.6	1.4
	16	1.5	1.3	1.8	1.4	2.1	1.5	2.2	1.5	2.3	1.5	2.4	1.5	2.6	1.4
	18	1.5	1.3	1.8	1.4	2.1	1.5	2.2	1.5	2.3	1.5	2.4	1.5	2.6	1.4
	20	1.5	1.3	1.8	1.4	2.1	1.5	2.2	1.5	2.3	1.5	2.4	1.5	2.6	1.4
	21	1.5	1.3	1.8	1.4	2.1	1.5	2.2	1.5	2.3	1.5	2.4	1.5	2.6	1.4
	23	1.5	1.3	1.8	1.4	2.1	1.5	2.2	1.5	2.3	1.5	2.4	1.5	2.6	1.4
	25	1.5	1.3	1.8	1.4	2.1	1.5	2.2	1.5	2.3	1.5	2.4	1.5	2.6	1.4
	27	1.5	1.3	1.8	1.4	2.1	1.5	2.2	1.5	2.3	1.5	2.4	1.5	2.6	1.4
	29	1.5	1.3	1.8	1.4	2.1	1.5	2.2	1.5	2.3	1.5	2.4	1.5	2.6	1.4
	31	1.5	1.3	1.8	1.4	2.1	1.5	2.2	1.5	2.3	1.5	2.4	1.5	2.6	1.4
	33	1.5	1.3	1.8	1.4	2.1	1.5	2.2	1.5	2.3	1.5	2.4	1.5	2.6	1.4
	35	1.5	1.3	1.8	1.4	2.1	1.5	2.2	1.5	2.3	1.5	2.4	1.5	2.6	1.4
	37	1.5	1.3	1.8	1.4	2.1	1.5	2.2	1.5	2.3	1.5	2.4	1.5	2.6	1.4
	39	1.5	1.3	1.8	1.4	2.1	1.5	2.2	1.5	2.3	1.5	2.4	1.5	2.5	1.3
028	10	1.9	1.7	2.3	1.8	2.6	2.0	2.8	2.0	2.9	2.0	3.1	2.0	3.4	1.9
	12	1.9	2.0	2.3	2.1	2.6	2.0	2.8	2.0	2.9	2.0	3.1	2.0	3.3	1.8
	14	1.9	2.0	2.3	2.1	2.6	2.0	2.8	2.0	2.9	2.0	3.1	2.0	3.3	1.8
	16	1.9	2.0	2.3	2.1	2.6	2.0	2.8	2.0	2.9	2.0	3.1	2.0	3.3	1.8
	18	1.9	2.0	2.3	2.1	2.6	2.0	2.8	2.0	2.9	2.0	3.1	2.0	3.3	1.8
	20	1.9	2.0	2.3	2.1	2.6	2.0	2.8	2.0	2.9	2.0	3.1	2.0	3.3	1.8
	21	1.9	2.0	2.3	2.1	2.6	2.0	2.8	2.0	2.9	2.0	3.1	2.0	3.3	1.8
	23	1.9	2.0	2.3	2.1	2.6	2.0	2.8	2.0	2.9	2.0	3.1	2.0	3.3	1.8
	25	1.9	2.0	2.3	2.1	2.6	2.0	2.8	2.0	2.9	2.0	3.1	2.0	3.3	1.8
	27	1.9	2.0	2.3	2.1	2.6	2.0	2.8	2.0	2.9	2.0	3.1	2.0	3.3	1.8
	29	1.9	2.0	2.3	2.1	2.6	2.0	2.8	2.0	2.9	2.0	3.1	2.0	3.3	1.8
	31	1.9	2.0	2.3	2.1	2.6	2.0	2.8	2.0	2.9	2.0	3.1	2.0	3.3	1.8
	33	1.9	2.0	2.3	2.1	2.6	2.0	2.8	2.0	2.9	2.0	3.1	2.0	3.3	1.8
	35	1.9	2.0	2.3	2.1	2.6	2.0	2.8	2.0	2.9	2.0	3.1	2.0	3.3	1.8
	37	1.9	2.0	2.3	2.1	2.6	2.0	2.8	2.0	2.9	2.0	3.1	2.0	3.3	1.8
	39	1.9	2.0	2.3	2.1	2.6	2.0	2.8	2.0	2.9	1.9	3.0	1.9	3.2	1.8
036	10	2.5	2.1	2.9	2.2	3.4	2.4	3.6	2.5	3.7	2.5	4.0	2.5	4.3	2.3
	12	2.5	2.1	2.9	2.2	3.4	2.4	3.6	2.5	3.7	2.5	4.0	2.5	4.3	2.3
	14	2.5	2.1	2.9	2.2	3.4	2.4	3.6	2.5	3.7	2.5	4.0	2.5	4.3	2.3
	16	2.5	2.1	2.9	2.2	3.4	2.4	3.6	2.5	3.7	2.5	4.0	2.5	4.3	2.3
	18	2.5	2.1	2.9	2.2	3.4	2.4	3.6	2.5	3.7	2.5	4.0	2.5	4.3	2.3
	20	2.5	2.1	2.9	2.2	3.4	2.4	3.6	2.5	3.7	2.5	4.0	2.5	4.2	2.3
	21	2.5	2.1	2.9	2.2	3.4	2.4	3.6	2.5	3.7	2.5	4.0	2.5	4.2	2.3
	23	2.5	2.1	2.9	2.2	3.4	2.4	3.6	2.5	3.7	2.5	4.0	2.5	4.2	2.3
	25	2.5	2.1	2.9	2.2	3.4	2.4	3.6	2.5	3.7	2.5	4.0	2.5	4.2	2.3
	27	2.5	2.1	2.9	2.2	3.4	2.4	3.6	2.5	3.7	2.5	4.0	2.5	4.2	2.3
	29	2.5	2.1	2.9	2.2	3.4	2.4	3.6	2.5	3.7	2.5	4.0	2.5	4.2	2.3
	31	2.5	2.1	2.9	2.2	3.4	2.4	3.6	2.5	3.7	2.5	4.0	2.5	4.2	2.3
	33	2.5	2.1	2.9	2.2	3.4	2.4	3.6	2.5	3.7	2.5	4.0	2.5	4.2	2.3
	35	2.5	2.1	2.9	2.2	3.4	2.4	3.6	2.5	3.7	2.5	4.0	2.5	4.2	2.3
	37	2.5	2.1	2.9	2.2	3.4	2.4	3.6	2.5	3.7	2.5	3.9	2.4	4.2	2.3
	39	2.5	2.1	2.9	2.2	3.4	2.4	3.6	2.5	3.7	2.5	3.9	2.4	4.1	2.2

TC : Total Capacity(kW), SHC : Sensible Heat Capacity(kW)

Model	Outdoor temperature (ºC, DB)	Indoor temperature (ºC, WB)													
		20 (ºC, DB)		23 (ºC, DB)		26 (ºC, DB)		27 (ºC, DB)		28 (ºC, DB)		30 (ºC, DB)		32 (ºC, DB)	
		14 (ºC, WB)		16 (ºC, WB)		18 (ºC, WB)		19 (ºC, WB)		20 (ºC, WB)		22 (ºC, WB)		24 (ºC, WB)	
		TC	SHC	TC	SHC	TC	SHC	TC	SHC	TC	SHC	TC	SHC	TC	SHC
045	10	3.1	2.7	3.7	2.8	4.2	3.0	4.5	3.1	4.7	3.1	5.0	3.1	5.4	2.9
	12	3.1	2.7	3.7	2.8	4.2	3.0	4.5	3.1	4.7	3.1	5.0	3.1	5.4	2.9
	14	3.1	2.7	3.7	2.8	4.2	3.0	4.5	3.1	4.7	3.1	5.0	3.1	5.4	2.9
	16	3.1	2.7	3.7	2.8	4.2	3.0	4.5	3.1	4.7	3.1	5.0	3.1	5.3	2.8
	18	3.1	2.7	3.7	2.8	4.2	3.0	4.5	3.1	4.7	3.1	5.0	3.1	5.3	2.8
	20	3.1	2.7	3.7	2.8	4.2	3.0	4.5	3.1	4.7	3.1	5.0	3.1	5.3	2.8
	21	3.1	2.7	3.7	2.8	4.2	3.0	4.5	3.1	4.7	3.1	5.0	3.1	5.3	2.8
	23	3.1	2.7	3.7	2.8	4.2	3.0	4.5	3.1	4.7	3.1	5.0	3.1	5.3	2.8
	25	3.1	2.7	3.7	2.8	4.2	3.0	4.5	3.1	4.7	3.1	5.0	3.1	5.3	2.8
	27	3.1	2.7	3.7	2.8	4.2	3.0	4.5	3.1	4.7	3.1	5.0	3.1	5.3	2.8
	29	3.1	2.7	3.7	2.8	4.2	3.0	4.5	3.1	4.7	3.1	5.0	3.1	5.3	2.8
	31	3.1	2.7	3.7	2.8	4.2	3.0	4.5	3.1	4.7	3.1	5.0	3.1	5.3	2.8
	33	3.1	2.7	3.7	2.8	4.2	3.0	4.5	3.1	4.7	3.1	5.0	3.1	5.3	2.8
	35	3.1	2.7	3.7	2.8	4.2	3.0	4.5	3.1	4.7	3.1	5.0	3.1	5.3	2.8
	37	3.1	2.7	3.7	2.8	4.2	3.0	4.5	3.1	4.6	3.0	4.9	3.0	5.2	2.7
	39	3.1	2.7	3.7	2.8	4.2	3.0	4.5	3.1	4.6	3.0	4.9	3.0	5.1	2.6
056	10	3.9	3.3	4.6	3.8	5.3	4.1	5.6	4.2	5.8	4.2	6.3	4.3	6.7	4.1
	12	3.9	3.3	4.6	3.8	5.3	4.1	5.6	4.2	5.8	4.2	6.3	4.3	6.7	4.1
	14	3.9	3.3	4.6	3.8	5.3	4.1	5.6	4.2	5.8	4.2	6.2	4.2	6.7	4.0
	16	3.9	3.3	4.6	3.8	5.3	4.1	5.6	4.2	5.8	4.2	6.2	4.2	6.6	4.0
	18	3.9	3.3	4.6	3.8	5.3	4.1	5.6	4.2	5.8	4.2	6.2	4.2	6.6	4.0
	20	3.9	3.3	4.6	3.8	5.3	4.1	5.6	4.2	5.8	4.2	6.2	4.2	6.6	4.0
	21	3.9	3.3	4.6	3.8	5.3	4.1	5.6	4.2	5.8	4.2	6.2	4.2	6.6	4.0
	23	3.9	3.3	4.6	3.8	5.3	4.1	5.6	4.2	5.8	4.2	6.2	4.2	6.6	4.0
	25	3.9	3.3	4.6	3.8	5.3	4.1	5.6	4.2	5.8	4.2	6.2	4.2	6.6	4.0
	27	3.9	3.3	4.6	3.8	5.3	4.1	5.6	4.2	5.8	4.2	6.2	4.2	6.6	4.0
	29	3.9	3.3	4.6	3.8	5.3	4.1	5.6	4.2	5.8	4.2	6.2	4.2	6.6	4.0
	31	3.9	3.3	4.6	3.8	5.3	4.1	5.6	4.2	5.8	4.2	6.2	4.2	6.6	4.0
	33	3.9	3.3	4.6	3.8	5.3	4.1	5.6	4.2	5.8	4.2	6.2	4.2	6.6	4.0
	35	3.9	3.3	4.6	3.8	5.3	4.1	5.6	4.2	5.8	4.2	6.2	4.2	6.6	4.0
	37	3.9	3.3	4.6	3.8	5.3	4.1	5.6	4.2	5.8	4.2	6.1	4.1	6.5	3.9
	39	3.9	3.3	4.6	3.8	5.3	4.1	5.6	4.2	5.8	4.2	6.1	4.1	6.4	3.8
060	10	4.1	3.5	4.9	4.0	5.6	4.5	6.0	4.5	6.2	4.5	6.7	4.6	7.2	4.4
	12	4.1	3.5	4.9	4.0	5.6	4.5	6.0	4.5	6.2	4.5	6.7	4.6	7.2	4.4
	14	4.1	3.5	4.9	4.0	5.6	4.5	6.0	4.5	6.2	4.5	6.7	4.6	7.1	4.3
	16	4.1	3.5	4.9	4.0	5.6	4.5	6.0	4.5	6.2	4.5	6.7	4.6	7.1	4.3
	18	4.1	3.5	4.9	4.0	5.6	4.5	6.0	4.5	6.2	4.5	6.7	4.6	7.1	4.3
	20	4.1	3.5	4.9	4.0	5.6	4.5	6.0	4.5	6.2	4.5	6.6	4.5	7.1	4.3
	21	4.1	3.5	4.9	4.0	5.6	4.5	6.0	4.5	6.2	4.5	6.6	4.5	7.1	4.3
	23	4.1	3.5	4.9	4.0	5.6	4.5	6.0	4.5	6.2	4.5	6.6	4.5	7.1	4.3
	25	4.1	3.5	4.9	4.0	5.6	4.5	6.0	4.5	6.2	4.5	6.6	4.5	7.1	4.3
	27	4.1	3.5	4.9	4.0	5.6	4.5	6.0	4.5	6.2	4.5	6.6	4.5	7.1	4.3
	29	4.1	3.5	4.9	4.0	5.6	4.5	6.0	4.5	6.2	4.5	6.6	4.5	7.1	4.3
	31	4.1	3.5	4.9	4.0	5.6	4.5	6.0	4.5	6.2	4.5	6.6	4.5	7.1	4.3
	33	4.1	3.5	4.9	4.0	5.6	4.5	6.0	4.5	6.2	4.5	6.6	4.5	7.1	4.3
	35	4.1	3.5	4.9	4.0	5.6	4.5	6.0	4.5	6.2	4.5	6.6	4.5	7.1	4.3
	37	4.1	3.5	4.9	4.0	5.6	4.5	6.0	4.5	6.2	4.5	6.6	4.5	7.0	4.2
	39	4.1	3.5	4.9	4.0	5.6	4.5	6.0	4.5	6.2	4.5	6.5	4.4	6.8	4.1

3-2. Capacity tables

2) Heating

TC : Total Capacity(kW)

Model	Outdoor temperature (ºC, DB)		Indoor temperature (ºC, DB)				
			16.0	18.0	20.0	22.0	24.0
			TC	TC	TC	TC	TC
	DB	WB	kW	kW	kW	kW	kW
022	-20	-21	1.5	1.5	1.5	1.5	1.5
	-17	-18	1.6	1.6	1.6	1.6	1.6
	-15	-16	1.7	1.6	1.6	1.6	1.6
	-12	-13	1.8	1.8	1.8	1.8	1.7
	-10	-11	2.0	2.0	1.9	1.9	1.9
	-7	-8	2.3	2.2	2.2	2.0	2.0
	-5	-6	2.4	2.3	2.3	2.2	2.2
	-3	-4	2.5	2.5	2.4	2.3	2.2
	0	-1	2.6	2.5	2.5	2.3	2.2
	3	2.2	2.7	2.6	2.5	2.3	2.2
	5	4.1	2.8	2.7	2.5	2.3	2.2
	7	6	2.8	2.7	2.5	2.3	2.2
	9	7.9	3.0	2.7	2.5	2.3	2.2
	11	9.8	3.0	2.7	2.5	2.3	2.2
	13	12	3.0	2.7	2.5	2.3	2.2
	15	14	3.0	2.7	2.5	2.3	2.2
028	-20	-21	1.9	1.9	1.9	1.9	1.9
	-17	-18	2.0	2.0	2.0	2.0	1.9
	-15	-16	2.1	2.1	2.0	2.0	1.9
	-12	-13	2.2	2.2	2.2	2.1	2.1
	-10	-11	2.3	2.3	2.3	2.3	2.2
	-7	-8	2.5	2.4	2.4	2.4	2.3
	-5	-6	2.6	2.6	2.5	2.5	2.4
	-3	-4	2.8	2.7	2.7	2.6	2.5
	0	-1	2.9	2.8	2.8	2.7	2.6
	3	2.2	3.0	3.0	2.9	2.8	2.7
	5	4.1	3.2	3.1	3.1	2.9	2.7
	7	6	3.3	3.2	3.2	3.0	2.7
	9	7.9	3.4	3.3	3.2	3.0	2.7
	11	9.8	3.5	3.3	3.2	3.0	2.7
	13	12	3.6	3.4	3.2	3.0	2.7
	15	14	3.7	3.4	3.2	3.0	2.7
036	-20	-21	2.4	2.4	2.3	2.3	2.3
	-17	-18	2.6	2.5	2.4	2.4	2.3
	-15	-16	2.7	2.6	2.5	2.5	2.4
	-12	-13	2.8	2.7	2.7	2.6	2.6
	-10	-11	2.9	2.9	2.9	2.8	2.8
	-7	-8	3.1	3.1	3.0	3.0	2.9
	-5	-6	3.3	3.2	3.2	3.1	3.0
	-3	-4	3.4	3.4	3.3	3.2	3.1
	0	-1	3.6	3.6	3.5	3.4	3.2
	3	2.2	3.8	3.7	3.7	3.5	3.4
	5	4.1	3.9	3.9	3.8	3.6	3.4
	7	6	4.1	4.1	4.0	3.7	3.4
	9	7.9	4.2	4.1	4.0	3.7	3.4
	11	9.8	4.4	4.2	4.0	3.7	3.4
	13	12	4.5	4.2	4.0	3.7	3.4
	15	14	4.6	4.3	4.0	3.7	3.4

TC : Total Capacity(kW)

Model	Outdoor temperature (ºC, DB)		Indoor temperature (ºC, DB)				
			16.0	18.0	20.0	22.0	24.0
			TC	TC	TC	TC	TC
	DB	WB	kW	kW	kW	kW	kW
045	-20	-21	3.1	3.1	2.9	2.9	2.9
	-17	-18	3.2	3.2	3.1	3.0	3.0
	-15	-16	3.3	3.3	3.2	3.1	3.0
	-12	-13	3.5	3.4	3.4	3.3	3.2
	-10	-11	3.7	3.6	3.6	3.5	3.5
	-7	-8	3.9	3.8	3.8	3.7	3.6
	-5	-6	4.1	4.0	4.0	3.9	3.7
	-3	-4	4.3	4.2	4.2	4.0	3.9
	0	-1	4.5	4.4	4.4	4.2	4.0
	3	2.2	4.7	4.7	4.6	4.4	4.2
	5	4.1	4.9	4.9	4.8	4.5	4.2
	7	6	5.1	5.1	5.0	4.6	4.2
	9	7.9	5.3	5.2	5.0	4.6	4.2
	11	9.8	5.5	5.2	5.0	4.6	4.2
	13	12	5.6	5.3	5.0	4.6	4.2
	15	14	5.8	5.4	5.0	4.6	4.2
056	-20	-21	3.9	3.8	3.8	3.7	3.7
	-17	-18	4.0	4.0	3.9	3.8	3.8
	-15	-16	4.2	4.1	4.0	3.9	3.8
	-12	-13	4.4	4.3	4.2	4.2	4.1
	-10	-11	4.6	4.6	4.5	4.4	4.4
	-7	-8	4.9	4.8	4.8	4.7	4.5
	-5	-6	5.2	5.1	5.0	4.9	4.7
	-3	-4	5.4	5.3	5.3	5.1	4.9
	0	-1	5.7	5.6	5.5	5.3	5.0
	3	2.2	5.9	5.9	5.8	5.6	5.3
	5	4.1	6.2	6.1	6.0	5.7	5.3
	7	6	6.5	6.4	6.3	5.8	5.3
	9	7.9	6.7	6.5	6.3	5.8	5.3
	11	9.8	6.9	6.6	6.3	5.8	5.3
	13	12	7.1	6.7	6.3	5.8	5.3
	15	14	7.3	6.8	6.3	5.8	5.3
060	-20	-21	4.4	4.3	4.2	4.2	4.2
	-17	-18	4.5	4.4	4.3	4.3	4.2
	-15	-16	4.7	4.6	4.4	4.3	4.2
	-12	-13	4.9	4.8	4.7	4.6	4.5
	-10	-11	5.1	5.1	5.0	4.9	4.9
	-7	-8	5.4	5.4	5.3	5.2	5.1
	-5	-6	5.7	5.6	5.6	5.4	5.2
	-3	-4	6.0	5.9	5.9	5.6	5.4
	0	-1	6.3	6.2	6.1	5.9	5.6
	3	2.2	6.6	6.5	6.4	6.2	5.9
	5	4.1	6.9	6.8	6.7	6.3	5.9
	7	6	7.2	7.1	6.8	6.5	5.9
	9	7.9	7.4	7.2	6.8	6.5	5.9
	11	9.8	7.6	7.3	6.8	6.5	5.9
	13	12	7.9	7.4	6.8	6.5	5.9
	15	14	8.1	7.5	6.8	6.5	5.9

3-3. Dimensional drawing

Unit:mm

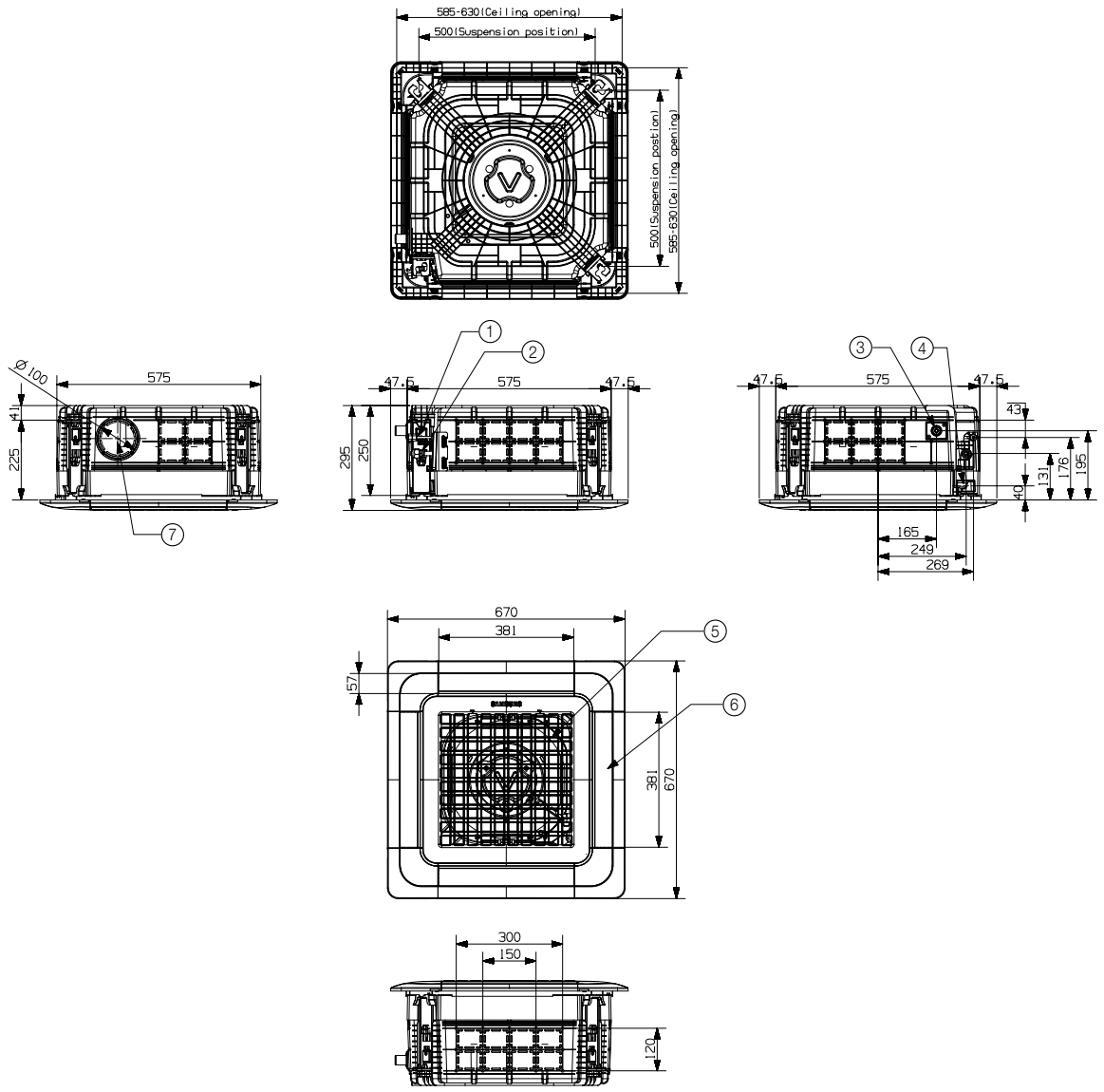

No.	Name	Description
①	Liquid pipe connection	Ø6.35 Flare
②	Gas pipe connection	Ø12.70 Flare
③	Drain pipe connection	VP25 (OD 32, ID 25)
④	Conduit for power supply & communication wiring	-
⑤	Air inlet grille	-
⑥	Air outlet louver	-
⑦	Fresh air intake	Ø100

3-4 . Electrical wiring diagram

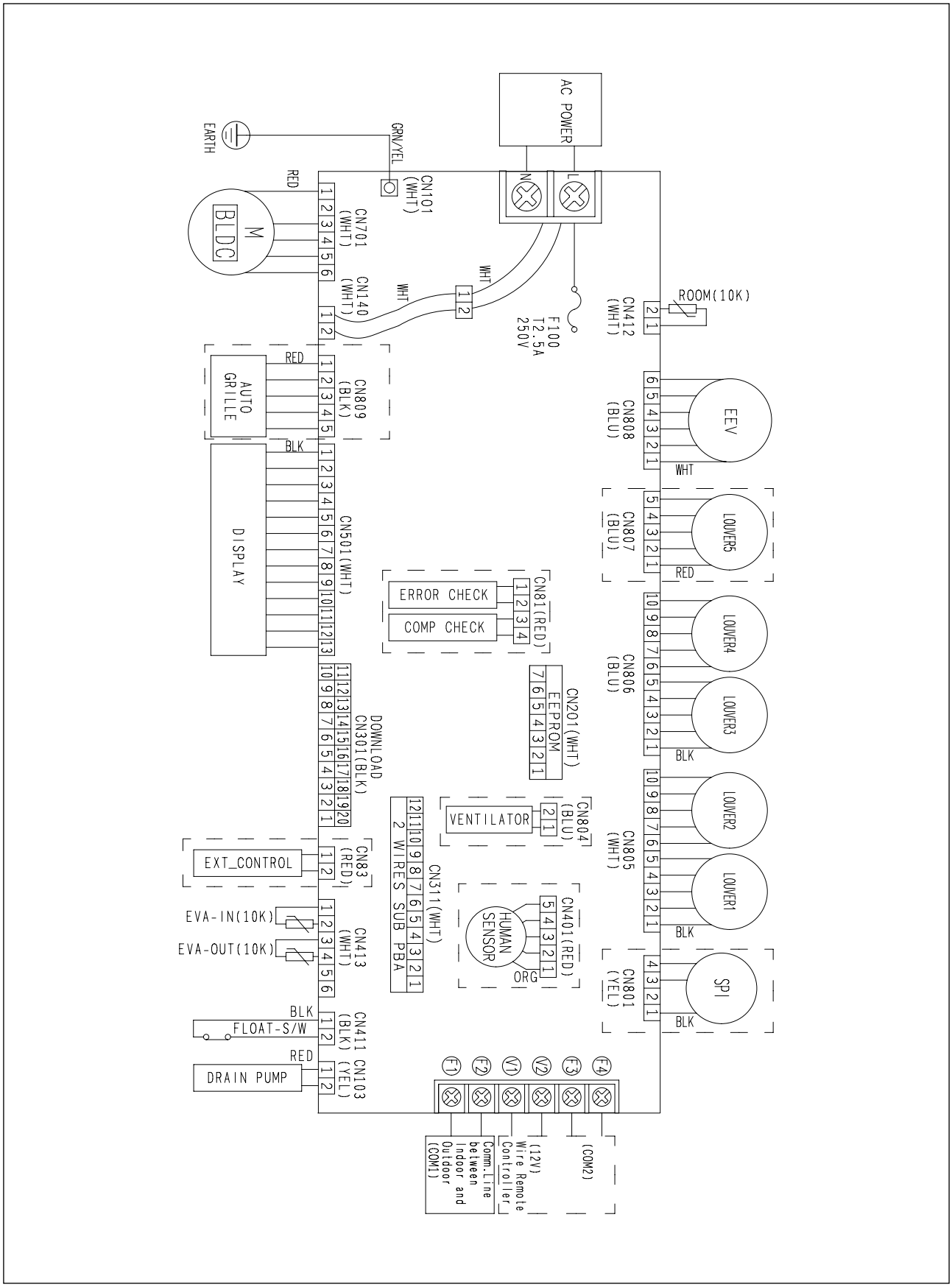

3-5. Sound pressure level

1) Operation sound level

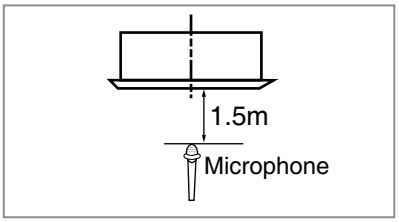

Unit : dB(A)

Model	High	Low
AM022FNNDEH✳✳✳	32	27
AM028FNNDEH✳✳✳	34	26
AM036FNNDEH✳✳✳	36	31
AM045FNNDEH✳✳✳	36	33
AM056FNNDEH✳✳✳	40	34
AM060FNNDEH✳✳✳	41	35

Note

- These operation values were obtained in an anechoic room. Sound pressure level will vary depending on a range of factors such as the construction of the particular room where the equipment is installed.
- Operation sound level may differ depending on operation and ambient conditions.

2) NC curves

(1) AM022FNNDEH✳✳✳

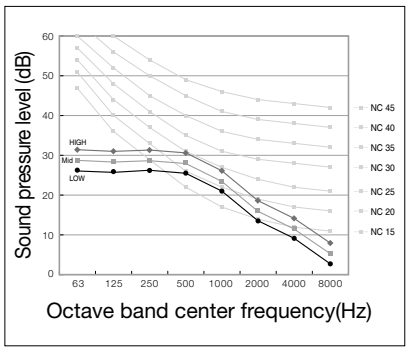

(2) AM028FNNDEH✳✳✳

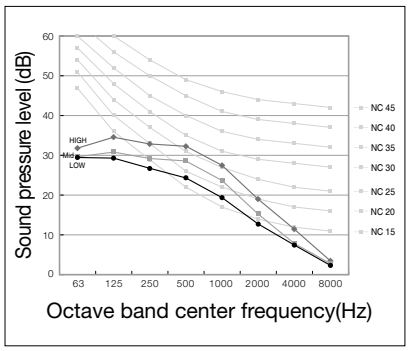

(3) AM036FNNDEH✳✳✳

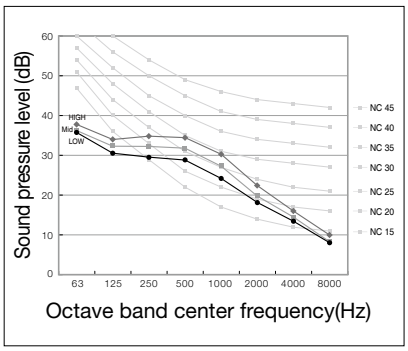

(4) AM045FNNDEH✳✳✳

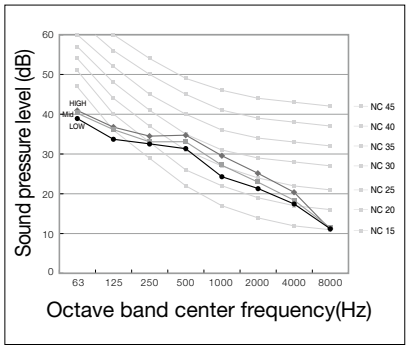

(5) AM056FNNDEH✳✳✳

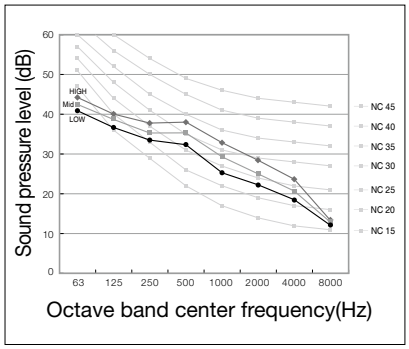

(6) AM060FNNDEH✳✳✳

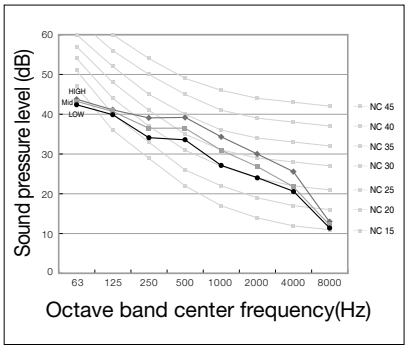

3-6. Temperature and air flow distribution

1) AM036FNNDEH✳✳✳

(1) Cooling air velocity distribution

◆ Discharge angle : 37°

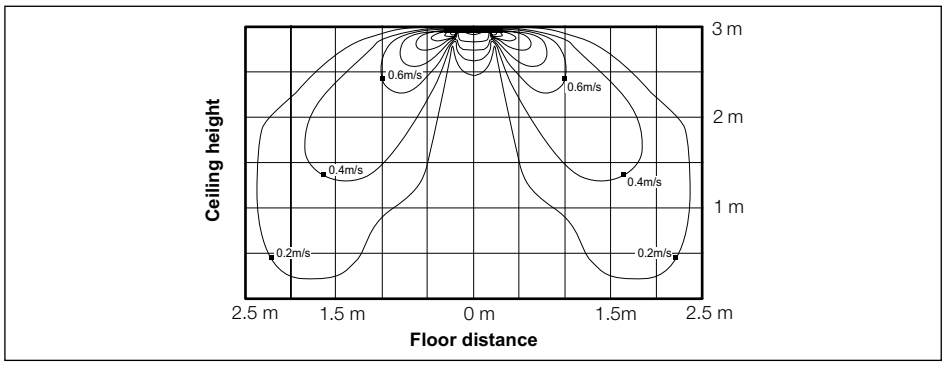

(2) Cooling temperature distribution

◆ Discharge angle : 37°

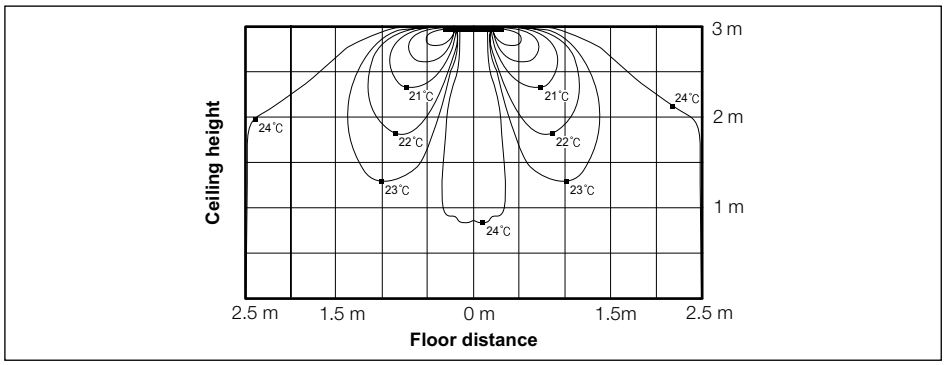

(3) Heating air velocity distribution

◆ Discharge angle : 49°

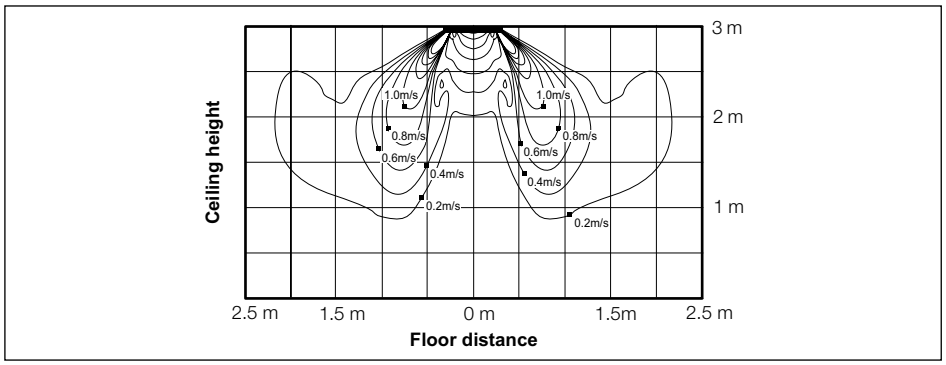

(4) Heating temperature distribution

◆ Discharge angle : 49°

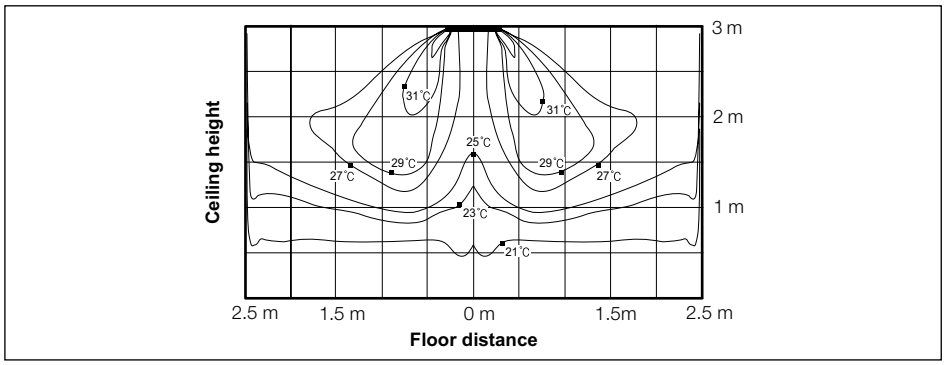

3-6. Temperature and air flow distribution

2) AM060FNNDEH✳✳✳

(1) Cooling air velocity distribution

◆ Discharge angle : 37°

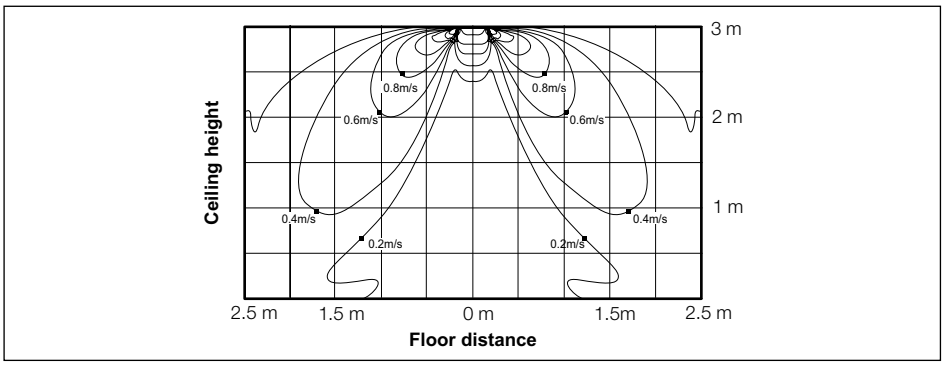

(2) Cooling temperature distribution

◆ Discharge angle : 37°

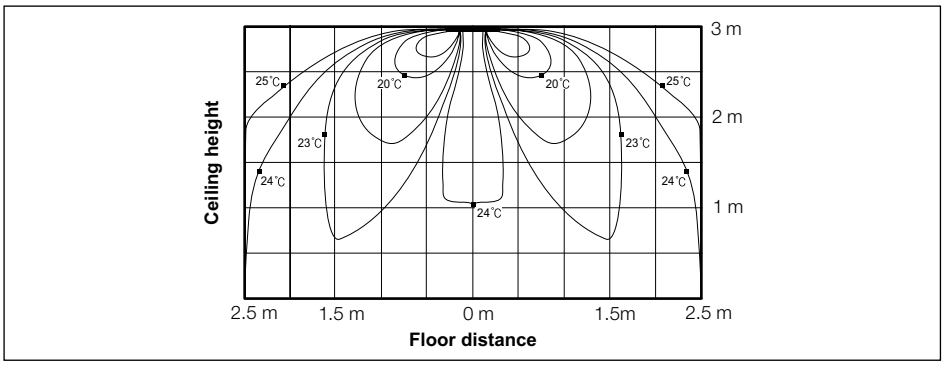

(3) Heating air velocity distribution

◆ Discharge angle : 49°

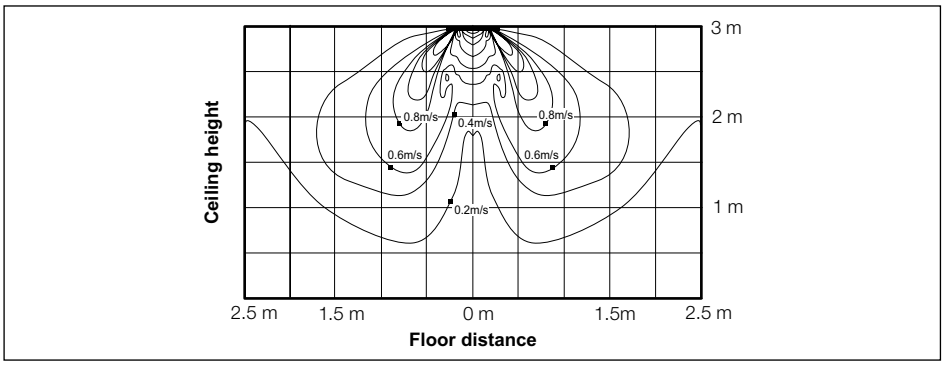

(4) Heating temperature distribution

◆ Discharge angle : 49°

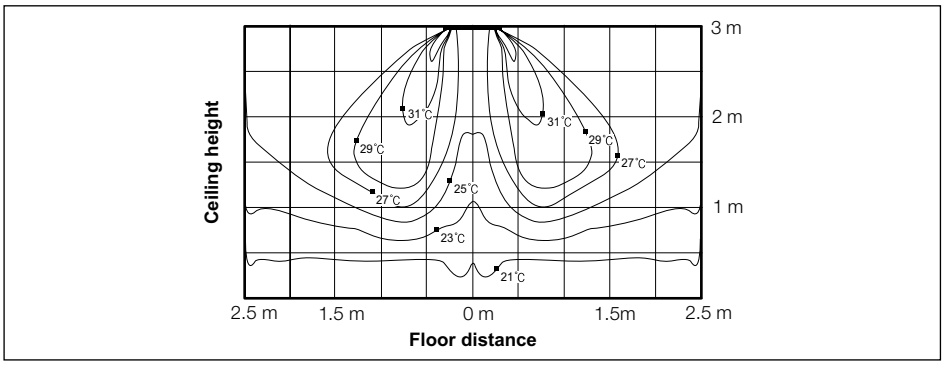

4 4 way cassette S

(AM✳✳✳FN4DEH✳✳✳)

4-1. Specifications

1) Technical specifications

Model				AM045FN4DEH✶✶✶	AM056FN4DEH✶✶✶	AM071FN4DEH✶✶✶	AM090FN4DEH✶✶✶
Power Supply			Ø, #, V, Hz	1, 2, 220~240, 50	1, 2, 220~240, 50	1, 2, 220~240, 50	1, 2, 220~240, 50
Mode*1)			-	HP/HR	HP/HR	HP/HR	HP/HR
Performance	Capacity (Nominal)	Cooling*2)	kW	4.5	5.6	7.1	9.0
			Btu/h	15,400	19,100	24,200	30,700
		Heating*3)	kW	5.0	6.3	8.0	10.0
			Btu/h	17,100	21,500	27,300	34,100
Power	Power Input (Nominal)	Cooling*2)	W	32	32	45	62
		Heating*3)		32	32	45	62
	Current Input (Nominal)	Cooling*2)	A	0.22	0.22	0.31	0.43
		Heating*3)		0.22	0.22	0.31	0.43
Fan	Motor	Type	-	Turbo Fan	Turbo Fan	Turbo Fan	Turbo Fan
		Output	W				
		Number of unit	EA	1	1	1	1
	Air Flow Rate	H/M/L (UL)	CMM	14.50/13.50/12.50	15.00/14.00/13.00	17.00/15.50/14.50	19.50/18.00/16.50
			l/s	241.67/225.00/208.33	250.00/233.33/216.67	283.33/258.33/241.67	325.00/300.00/275.00
	External Pressure	Min / Std / Max	mmAq	-	-	-	-
			Pa	-	-	-	-
			WG	-	-	-	-
Option Code			-	01404F-195097-202D2D-330000	01404F-1950A7-203838-330000	01404F-1940D8-204747-330000	01404F-195409-205A5A-330000
Piping Connections	Liquid Pipe		Ø, mm	6.35	6.35	9.52	9.52
			Ø, inch	1/4	1/4	3/8	3/8
	Gas Pipe		Ø, mm	12.70	12.70	15.88	15.88
			Ø, inch	1/2	1/2	5/8	5/8
	Drain Pipe		Ø, mm	VP25 (OD 32,ID 25)	VP25 (OD 32,ID 25)	VP25 (OD 32,ID 25)	VP25 (OD 32,ID 25)
Field Wiring	Power Source Wire	Below 20m / over 20m	mm^2	1.5 / 2.5	1.5 / 2.5	1.5 / 2.5	1.5 / 2.5
	Transmission Cable		mm^2	0.75 ~ 1.5	0.75 ~ 1.5	0.75 ~ 1.5	0.75 ~ 1.5
Refrigerant	Type		-	R410A	R410A	R410A	R410A
	Control Method		-	EEV INCLUDED	EEV INCLUDED	EEV INCLUDED	EEV INCLUDED
Sound	Sound Pressure	High / Mid / Low*4)	dBA	34 / 33 / 31	34 / 33 / 31	36 / 35 / 34	40 / 37 / 34
Dimensions	Net Weight		kg	15.50	15.50	15.50	15.50
	Shipping Weight		kg	19.50	19.50	19.50	19.50
	Net Dimensions (W×H×D)		mm	840 x 204 x 840	840 x 204 x 840	840 x 204 x 840	840 x 204 x 840
	Shipping Dimensions (W×H×D)		mm	898 x 275 x 898	898 x 275 x 898	898 x 275 x 898	898 x 275 x 898
Panel Size	Panel model		-	PC4NUSKAN	PC4NUSKAN	PC4NUSKAN	PC4NUSKAN
	Panel Net Weight		kg	6.70	6.70	6.70	6.70
	Shipping Weight		kg	8.90	8.90	8.90	8.90
	Net Dimensions (W×H×D)		mm	950 x 30 x 950	950 x 30 x 950	950 x 30 x 950	950 x 30 x 950
	Shipping Dimensions (W×H×D)		mm	1042 x 93 x 950	1042 x 93 x 950	1042 x 93 x 950	1042 x 93 x 950
Additional Accessories	Drain pump	Drain pump	- / Model	Built-in	Built-in	Built-in	Built-in
		Max. lifting Height / Displacement	mm/liter/h	750 / 24	750 / 24	750 / 24	750 / 24
	Air Filter		-	Long life filter	Long life filter	Long life filter	Long life filter

* Specifications may be subject to change without prior notice for product improvement.

*1) Mode
- HP : Heat Pump, HR : Heat Recovery

*2) Nominal cooling capacities are based on;
- Indoor temperature : 27°C DB, 19°C WB
- Outdoor temperature : 35°C DB, 24°C WB, Equivalent refrigerant piping : 7.5m, Level differences : 0m

*3) Nominal heating capacities are based on;
- Indoor temperature : 20°C DB, 15°C WB
- Outdoor temperature : 7°C DB, 6°C WB, Equivalent refrigerant piping : 7.5m, Level differences : 0m

*4) Sound pressure was acquired in an anechoic room. Thus actual noise level may be different depending on the installation conditions.

Model				AM112FN4DEH✶✶✶	AM128FN4DEH✶✶✶	AM140FN4DEH✶✶✶
Power Supply			Ø, #, V, Hz	1, 2, 220~240, 50	1, 2, 220~240, 50	1, 2, 220~240, 50
Mode*1)			-	HP/HR	HP/HR	HP/HR
Performance	Capacity (Nominal)	Cooling*2)	kW	11.2	12.8	14.0
			Btu/h	38,200	43,700	47,800
		Heating*3)	kW	12.5	13.8	16.0
			Btu/h	42,700	47,100	54,600
Power	Power Input (Nominal)	Cooling*2)	W	78	73	89
		Heating*3)		78	73	89
	Current Input (Nominal)	Cooling*2)	A	0.55	0.51	0.62
		Heating*3)		0.55	0.51	0.62
Fan	Motor	Type	-	Turbo Fan	Turbo Fan	Turbo Fan
		Output	W			
		Number of unit	EA	1	1	1
	Air Flow Rate	H/M/L (UL)	CMM	26.00/24.00/22.00	28.00/26.00/23.00	30.00/28.00/26.00
			l/s	433.33/400.00/366.67	466.67/433.33/383.33	500.00/466.67/433.33
	External Pressure	Min / Std / Max	mmAq	-	-	-
			Pa	-	-	-
			WG	-	-	-
Option Code			-	01404F-19541B-207070-330010	01404F-19542D-208080-330020	01404F-19544F-208C8C-330020
Piping Connections	Liquid Pipe		Ø, mm	9.52	9.52	9.52
			Ø, inch	3/8	3/8	3/8
	Gas Pipe		Ø, mm	15.88	15.88	15.88
			Ø, inch	5/8	5/8	5/8
	Drain Pipe		Ø, mm	VP25 (OD 32,ID 25)	VP25 (OD 32,ID 25)	VP25 (OD 32,ID 25)
Field Wiring	Power Source Wire	Below 20m / over 20m	mm^2	1.5 / 2.5	1.5 / 2.5	1.5 / 2.5
	Transmission Cable		mm^2	0.75~1.5	0.75~1.5	0.75~1.5
Refrigerant	Type		-	R410A	R410A	R410A
	Control Method		-	EEV INCLUDED	EEV INCLUDED	EEV INCLUDED
Sound	Sound Pressure	High / Mid / Low*4)	dBA	41 / 39 / 37	42 / 40 / 37	44 / 42 / 39
Dimensions	Net Weight		kg	17.00	19.00	19.00
	Shipping Weight		kg	20.00	22.50	22.50
	Net Dimensions (W×H×D)		mm	840 x 246 x 840	840 x 288 x 840	840 x 288 x 840
	Shipping Dimensions (W×H×D)		mm	898 x 316 x 898	898 x 357 x 898	898 x 357 x 898
Panel Size	Panel model		-	PC4NUSKAN	PC4NUSKAN	PC4NUSKAN
	Panel Net Weight		kg	6.70	6.70	6.70
	Shipping Weight		kg	8.90	8.90	8.90
	Net Dimensions (W×H×D)		mm	950 x 30 x 950	950 x 30 x 950	950 x 30 x 950
	Shipping Dimensions (W×H×D)		mm	1042 x 93 x 950	1042 x 93 x 950	1042 x 93 x 950
Additional Accessories	Drain pump	Drain pump	- / Model	Built-in	Built-in	Built-in
		Max. lifting Height / Displacement	mm/liter/h	750 / 24	750 / 24	750 / 24
	Air Filter		-	Long life filter	Long life filter	Long life filter

* Specifications may be subject to change without prior notice for product improvement.

*1) Mode
- HP : Heat Pump, HR : Heat Recovery

*2) Nominal cooling capacities are based on;
- Indoor temperature : 27°C DB, 19°C WB
- Outdoor temperature : 35°C DB, 24°C WB, Equivalent refrigerant piping : 7.5m, Level differences : 0m

*3) Nominal heating capacities are based on;
- Indoor temperature : 20°C DB, 15°C WB
- Outdoor temperature : 7°C DB, 6°C WB, Equivalent refrigerant piping : 7.5m, Level differences : 0m

*4) Sound pressure was acquired in an anechoic room. Thus actual noise level may be different depending on the installation conditions.

4-2. Capacity tables

1) Cooling

TC : Total Capacity(kW), SHC : Sensible Heat Capacity(kW)

Model	Outdoor temperature (°C, DB)	Indoor temperature (°C, WB)													
		20 (°C, DB)		23 (°C, DB)		26 (°C, DB)		27 (°C, DB)		28 (°C, DB)		30 (°C, DB)		32 (°C, DB)	
		14 (°C, WB)		16 (°C, WB)		18 (°C, WB)		19 (°C, WB)		20 (°C, WB)		22 (°C, WB)		24 (°C, WB)	
		TC	SHC	TC	SHC	TC	SHC	TC	SHC	TC	SHC	TC	SHC	TC	SHC
045	10	3.1	2.7	3.7	2.8	4.2	3.0	4.5	3.1	4.7	3.1	5.0	3.1	5.4	2.9
	12	3.1	2.7	3.7	2.8	4.2	3.0	4.5	3.1	4.7	3.1	5.0	3.1	5.4	2.9
	14	3.1	2.7	3.7	2.8	4.2	3.0	4.5	3.1	4.7	3.1	5.0	3.1	5.4	2.9
	16	3.1	2.7	3.7	2.8	4.2	3.0	4.5	3.1	4.7	3.1	5.0	3.1	5.3	2.8
	18	3.1	2.7	3.7	2.8	4.2	3.0	4.5	3.1	4.7	3.1	5.0	3.1	5.3	2.8
	20	3.1	2.7	3.7	2.8	4.2	3.0	4.5	3.1	4.7	3.1	5.0	3.1	5.3	2.8
	21	3.1	2.7	3.7	2.8	4.2	3.0	4.5	3.1	4.7	3.1	5.0	3.1	5.3	2.8
	23	3.1	2.7	3.7	2.8	4.2	3.0	4.5	3.1	4.7	3.1	5.0	3.1	5.3	2.8
	25	3.1	2.7	3.7	2.8	4.2	3.0	4.5	3.1	4.7	3.1	5.0	3.1	5.3	2.8
	27	3.1	2.7	3.7	2.8	4.2	3.0	4.5	3.1	4.7	3.1	5.0	3.1	5.3	2.8
	29	3.1	2.7	3.7	2.8	4.2	3.0	4.5	3.1	4.7	3.1	5.0	3.1	5.3	2.8
	31	3.1	2.7	3.7	2.8	4.2	3.0	4.5	3.1	4.7	3.1	5.0	3.1	5.3	2.8
	33	3.1	2.7	3.7	2.8	4.2	3.0	4.5	3.1	4.7	3.1	5.0	3.1	5.3	2.8
	35	3.1	2.7	3.7	2.8	4.2	3.0	4.5	3.1	4.7	3.1	5.0	3.1	5.3	2.8
	37	3.1	2.7	3.7	2.8	4.2	3.0	4.5	3.1	4.6	3.0	4.9	3.0	5.2	2.7
	39	3.1	2.7	3.7	2.8	4.2	3.0	4.5	3.1	4.6	3.0	4.9	3.0	5.1	2.6
056	10	3.9	3.2	4.6	3.5	5.3	3.9	5.6	3.9	5.8	3.9	6.3	3.9	6.7	3.7
	12	3.9	3.2	4.6	3.5	5.3	3.9	5.6	3.9	5.8	3.9	6.3	3.9	6.7	3.7
	14	3.9	3.2	4.6	3.5	5.3	3.9	5.6	3.9	5.8	3.9	6.2	3.8	6.7	3.7
	16	3.9	3.2	4.6	3.5	5.3	3.9	5.6	3.9	5.8	3.9	6.2	3.8	6.6	3.6
	18	3.9	3.2	4.6	3.5	5.3	3.9	5.6	3.9	5.8	3.9	6.2	3.8	6.6	3.6
	20	3.9	3.2	4.6	3.5	5.3	3.9	5.6	3.9	5.8	3.9	6.2	3.8	6.6	3.6
	21	3.9	3.2	4.6	3.5	5.3	3.9	5.6	3.9	5.8	3.9	6.2	3.8	6.6	3.6
	23	3.9	3.2	4.6	3.5	5.3	3.9	5.6	3.9	5.8	3.9	6.2	3.8	6.6	3.6
	25	3.9	3.2	4.6	3.5	5.3	3.9	5.6	3.9	5.8	3.9	6.2	3.8	6.6	3.6
	27	3.9	3.2	4.6	3.5	5.3	3.9	5.6	3.9	5.8	3.9	6.2	3.8	6.6	3.6
	29	3.9	3.2	4.6	3.5	5.3	3.9	5.6	3.9	5.8	3.9	6.2	3.8	6.6	3.6
	31	3.9	3.2	4.6	3.5	5.3	3.9	5.6	3.9	5.8	3.9	6.2	3.8	6.6	3.6
	33	3.9	3.2	4.6	3.5	5.3	3.9	5.6	3.9	5.8	3.9	6.2	3.8	6.6	3.6
	35	3.9	3.2	4.6	3.5	5.3	3.9	5.6	3.9	5.8	3.9	6.2	3.8	6.6	3.6
	37	3.9	3.2	4.6	3.5	5.3	3.9	5.6	3.9	5.8	3.9	6.2	3.8	6.6	3.5
	39	3.9	3.2	4.6	3.5	5.3	3.9	5.6	3.9	5.8	3.9	6.2	3.8	6.6	3.4
071	10	4.9	4.0	5.8	4.5	6.7	4.8	7.1	5.0	7.4	5.0	8.0	5.1	8.5	4.8
	12	4.9	4.0	5.8	4.5	6.7	4.8	7.1	5.0	7.4	5.0	7.9	5.0	8.5	4.8
	14	4.9	4.0	5.8	4.5	6.7	4.8	7.1	5.0	7.4	5.0	7.9	5.0	8.5	4.8
	16	4.9	4.0	5.8	4.5	6.7	4.8	7.1	5.0	7.4	5.0	7.9	5.0	8.4	4.8
	18	4.9	4.0	5.8	4.5	6.7	4.8	7.1	5.0	7.4	5.0	7.9	5.0	8.4	4.8
	20	4.9	4.0	5.8	4.5	6.7	4.8	7.1	5.0	7.4	5.0	7.9	5.0	8.4	4.8
	21	4.9	4.0	5.8	4.5	6.7	4.8	7.1	5.0	7.4	5.0	7.9	5.0	8.4	4.8
	23	4.9	4.0	5.8	4.5	6.7	4.8	7.1	5.0	7.4	5.0	7.9	5.0	8.4	4.8
	25	4.9	4.0	5.8	4.5	6.7	4.8	7.1	5.0	7.4	5.0	7.9	5.0	8.4	4.8
	27	4.9	4.0	5.8	4.5	6.7	4.8	7.1	5.0	7.4	5.0	7.9	5.0	8.4	4.8
	29	4.9	4.0	5.8	4.5	6.7	4.8	7.1	5.0	7.4	5.0	7.9	5.0	8.4	4.8
	31	4.9	4.0	5.8	4.5	6.7	4.8	7.1	5.0	7.4	5.0	7.9	5.0	8.4	4.8
	33	4.9	4.0	5.8	4.5	6.7	4.8	7.1	5.0	7.4	5.0	7.9	5.0	8.4	4.8
	35	4.9	4.0	5.8	4.5	6.7	4.8	7.1	5.0	7.4	5.0	7.9	5.0	8.4	4.8
	37	4.9	4.0	5.8	4.5	6.7	4.8	7.1	5.0	7.3	4.9	7.8	4.9	8.2	4.7
	39	4.9	4.0	5.8	4.5	6.7	4.8	7.1	5.0	7.3	4.9	7.7	4.8	8.1	4.6
090	10	6.2	5.2	7.3	5.7	8.4	6.3	9.0	6.3	9.4	6.3	10.1	6.3	10.8	6.3
	12	6.2	5.2	7.3	5.7	8.4	6.3	9.0	6.3	9.4	6.3	10.1	6.3	10.8	6.3
	14	6.2	5.2	7.3	5.7	8.4	6.3	9.0	6.3	9.3	6.3	10.0	6.2	10.7	6.2
	16	6.2	5.2	7.3	5.7	8.4	6.3	9.0	6.3	9.3	6.3	10.0	6.2	10.7	6.2
	18	6.2	5.2	7.3	5.7	8.4	6.3	9.0	6.3	9.3	6.3	10.0	6.2	10.6	6.1
	20	6.2	5.2	7.3	5.7	8.4	6.3	9.0	6.3	9.3	6.3	10.0	6.2	10.6	6.1
	21	6.2	5.2	7.3	5.7	8.4	6.3	9.0	6.3	9.3	6.3	10.0	6.2	10.6	6.1
	23	6.2	5.2	7.3	5.7	8.4	6.3	9.0	6.3	9.3	6.3	10.0	6.2	10.6	6.1
	25	6.2	5.2	7.3	5.7	8.4	6.3	9.0	6.3	9.3	6.3	10.0	6.2	10.6	6.1
	27	6.2	5.2	7.3	5.7	8.4	6.3	9.0	6.3	9.3	6.3	10.0	6.2	10.6	6.1
	29	6.2	5.2	7.3	5.7	8.4	6.3	9.0	6.3	9.3	6.3	10.0	6.2	10.6	6.1
	31	6.2	5.2	7.3	5.7	8.4	6.3	9.0	6.3	9.3	6.3	10.0	6.2	10.6	6.1
	33	6.2	5.2	7.3	5.7	8.4	6.3	9.0	6.3	9.3	6.3	10.0	6.2	10.6	6.1
	35	6.2	5.2	7.3	5.7	8.4	6.3	9.0	6.3	9.3	6.3	10.0	6.2	10.6	6.1
	37	6.2	5.2	7.3	5.7	8.4	6.3	9.0	6.3	9.3	6.3	9.9	6.1	10.4	6.0
	39	6.2	5.2	7.3	5.7	8.4	6.3	9.0	6.4	9.2	6.2	9.7	6.0	10.2	5.9
112	10	7.7	6.4	9.1	7.1	10.5	7.8	11.2	7.9	11.6	7.9	12.5	7.9	13.4	7.9
	12	7.7	6.4	9.1	7.1	10.5	7.8	11.2	7.9	11.6	7.9	12.5	7.9	13.4	7.9
	14	7.7	6.4	9.1	7.1	10.5	7.8	11.2	7.9	11.6	7.9	12.5	7.9	13.3	7.8
	16	7.7	6.4	9.1	7.1	10.5	7.8	11.2	7.9	11.6	7.9	12.5	7.9	13.3	7.8
	18	7.7	6.4	9.1	7.1	10.5	7.8	11.2	7.9	11.6	7.9	12.4	7.9	13.2	7.7
	20	7.7	6.4	9.1	7.1	10.5	7.8	11.2	7.9	11.6	7.9	12.4	7.9	13.2	7.7
	21	7.7	6.4	9.1	7.1	10.5	7.8	11.2	7.9	11.6	7.9	12.4	7.9	13.2	7.7
	23	7.7	6.4	9.1	7.1	10.5	7.8	11.2	7.9	11.6	7.9	12.4	7.9	13.2	7.7
	25	7.7	6.4	9.1	7.1	10.5	7.8	11.2	7.9	11.6	7.9	12.4	7.9	13.2	7.7
	27	7.7	6.4	9.1	7.1	10.5	7.8	11.2	7.9	11.6	7.9	12.4	7.9	13.2	7.7
	29	7.7	6.4	9.1	7.1	10.5	7.8	11.2	7.9	11.6	7.9	12.4	7.9	13.2	7.7
	31	7.7	6.4	9.1	7.1	10.5	7.8	11.2	7.9	11.6	7.9	12.4	7.9	13.2	7.7
	33	7.7	6.3	9.1	7.0	10.5	7.8	11.2	7.9	11.6	7.9	12.4	7.9	13.2	7.7
	35	7.7	6.3	9.1	7.0	10.5	7.8	11.2	7.9	11.6	7.9	12.4	7.9	13.2	7.7
	37	7.7	6.3	9.1	7.0	10.5	7.8	11.2	7.9	11.6	7.9	12.3	7.8	13.0	7.6
	39	7.7	6.3	9.1	7.0	10.5	7.8	11.2	8.0	11.5	7.8	12.1	7.7	12.7	7.5

TC : Total Capacity(kW), SHC : Sensible Heat Capacity(kW)

Model	Outdoor temperature (°C, DB)	Indoor temperature (°C, WB)													
		20 (°C, DB)		23 (°C, DB)		26 (°C, DB)		27 (°C, DB)		28 (°C, DB)		30 (°C, DB)		32 (°C, DB)	
		14 (°C, WB)		16 (°C, WB)		18 (°C, WB)		19 (°C, WB)		20 (°C, WB)		22 (°C, WB)		24 (°C, WB)	
		TC	SHC	TC	SHC	TC	SHC	TC	SHC	TC	SHC	TC	SHC	TC	SHC
128	10	8.8	7.3	10.4	8.1	12.0	9.0	12.8	9.1	13.3	9.1	14.3	9.1	15.4	9.1
	12	8.8	7.3	10.4	8.1	12.0	9.0	12.8	9.1	13.3	9.1	14.3	9.1	15.3	9.0
	14	8.8	7.3	10.4	8.1	12.0	9.0	12.8	9.1	13.3	9.1	14.3	9.1	15.3	9.0
	16	8.8	7.3	10.4	8.1	12.0	9.0	12.8	9.1	13.3	9.1	14.2	9.0	15.2	8.9
	18	8.8	7.3	10.4	8.1	12.0	9.0	12.8	9.1	13.3	9.1	14.2	9.0	15.1	8.8
	20	8.8	7.3	10.4	8.1	12.0	9.0	12.8	9.1	13.3	9.1	14.2	9.0	15.1	8.8
	21	8.8	7.3	10.4	8.1	12.0	9.0	12.8	9.1	13.3	9.1	14.2	9.0	15.1	8.8
	23	8.8	7.3	10.4	8.1	12.0	9.0	12.8	9.1	13.3	9.1	14.2	9.0	15.1	8.8
	25	8.8	7.3	10.4	8.1	12.0	9.0	12.8	9.1	13.3	9.1	14.2	9.0	15.1	8.8
	27	8.8	7.3	10.4	8.1	12.0	9.0	12.8	9.1	13.3	9.1	14.2	9.0	15.1	8.8
	29	8.8	7.3	10.4	8.1	12.0	9.0	12.8	9.1	13.3	9.1	14.2	9.0	15.1	8.8
	31	8.8	7.3	10.4	8.1	12.0	9.0	12.8	9.1	13.3	9.1	14.2	9.0	15.1	8.8
	33	8.8	7.3	10.4	8.1	12.0	9.0	12.8	9.1	13.3	9.1	14.2	9.0	15.1	8.8
	35	8.8	7.3	10.4	8.1	12.0	9.0	12.8	9.1	13.3	9.1	14.2	9.0	15.1	8.8
	37	8.8	7.3	10.4	8.1	12.0	9.0	12.8	9.1	13.2	9.0	14.0	8.9	14.9	8.7
	39	8.8	7.3	10.4	8.1	12.0	9.0	12.8	9.2	13.1	8.9	13.8	8.8	14.5	8.6
140	10	9.7	7.7	11.4	8.5	13.1	9.4	14.0	9.6	14.6	9.6	15.7	9.5	16.8	9.7
	12	9.7	7.7	11.4	8.5	13.1	9.4	14.0	9.6	14.5	9.6	15.6	9.6	16.7	9.6
	14	9.7	7.7	11.4	8.5	13.1	9.4	14.0	9.6	14.5	9.6	15.6	9.6	16.7	9.6
	16	9.7	7.7	11.4	8.5	13.1	9.4	14.0	9.6	14.5	9.6	15.6	9.6	16.6	9.5
	18	9.7	7.7	11.4	8.5	13.1	9.4	14.0	9.6	14.5	9.6	15.5	9.5	16.6	9.5
	20	9.7	7.7	11.4	8.5	13.1	9.4	14.0	9.6	14.5	9.6	15.5	9.5	16.5	9.4
	21	9.7	7.7	11.4	8.5	13.1	9.4	14.0	9.6	14.5	9.6	15.5	9.5	16.5	9.4
	23	9.7	7.7	11.4	8.5	13.1	9.4	14.0	9.6	14.5	9.6	15.5	9.5	16.5	9.4
	25	9.7	7.7	11.4	8.5	13.1	9.4	14.0	9.6	14.5	9.6	15.5	9.5	16.5	9.4
	27	9.7	7.7	11.4	8.5	13.1	9.4	14.0	9.6	14.5	9.6	15.5	9.5	16.5	9.4
	29	9.7	7.7	11.4	8.5	13.1	9.4	14.0	9.6	14.5	9.6	15.5	9.5	16.5	9.4
	31	9.7	7.7	11.4	8.5	13.1	9.4	14.0	9.6	14.5	9.6	15.5	9.5	16.5	9.4
	33	9.7	7.7	11.4	8.5	13.1	9.4	14.0	9.6	14.5	9.6	15.5	9.5	16.5	9.4
	35	9.7	7.7	11.4	8.5	13.1	9.4	14.0	9.6	14.5	9.6	15.5	9.5	16.5	9.4
	37	9.7	7.7	11.4	8.5	13.1	9.4	14.0	9.6	14.5	9.6	15.4	9.4	16.3	9.2
	39	9.7	7.7	11.4	8.5	13.1	9.4	14.0	9.6	14.4	9.4	15.1	9.3	15.9	9.0

2) Heating

TC : Total Capacity(kW)

Model	Outdoor temperature (°C)		Indoor temperature (°C, DB)				
			16.0	18.0	20.0	22.0	24.0
			TC	TC	TC	TC	TC
	DB	WB	kW	kW	kW	kW	kW
045	-20	-21	3.1	3.1	2.9	2.9	2.9
	-17	-18	3.2	3.2	3.1	3.0	3.0
	-15	-16	3.3	3.3	3.2	3.1	3.0
	-12	-13	3.5	3.4	3.4	3.3	3.2
	-10	-11	3.7	3.6	3.6	3.5	3.5
	-7	-8	3.9	3.8	3.8	3.7	3.6
	-5	-6	4.1	4.0	4.0	3.9	3.7
	-3	-4	4.3	4.2	4.2	4.0	3.9
	0	-1	4.5	4.4	4.4	4.2	4.0
	3	2.2	4.7	4.7	4.6	4.4	4.2
	5	4.1	4.9	4.9	4.8	4.5	4.2
	7	6	5.1	5.1	5.0	4.6	4.2
	9	7.9	5.3	5.2	5.0	4.6	4.2
	11	9.8	5.5	5.2	5.0	4.6	4.2
	13	12	5.6	5.3	5.0	4.6	4.2
	15	14	5.8	5.4	5.0	4.6	4.2
056	-20	-21	3.9	3.8	3.8	3.7	3.7
	-17	-18	4.0	4.0	3.9	3.8	3.8
	-15	-16	4.2	4.1	4.0	3.9	3.8
	-12	-13	4.4	4.3	4.2	4.2	4.1
	-10	-11	4.6	4.6	4.5	4.4	4.4
	-7	-8	4.9	4.8	4.8	4.7	4.5
	-5	-6	5.2	5.1	5.0	4.9	4.7
	-3	-4	5.4	5.3	5.3	5.1	4.9
	0	-1	5.7	5.6	5.5	5.3	5.0
	3	2.2	5.9	5.9	5.8	5.6	5.3
	5	4.1	6.2	6.1	6.0	5.7	5.3
	7	6	6.5	6.4	6.3	5.8	5.3
	9	7.9	6.7	6.5	6.3	5.8	5.3
	11	9.8	6.9	6.6	6.3	5.8	5.3
	13	12	7.1	6.7	6.3	5.8	5.3
	15	14	7.3	6.8	6.3	5.8	5.3

4-2. Capacity tables

2) Heating

TC : Total Capacity(kW)

Model	Outdoor temperature (°C)		Indoor temperature (°C, DB)				
			16.0	18.0	20.0	22.0	24.0
			TC	TC	TC	TC	TC
	DB	WB	kW	kW	kW	kW	kW
071	-20	-21	4.9	4.9	4.8	4.7	4.7
	-17	-18	5.1	5.0	4.9	4.8	4.8
	-15	-16	5.3	5.2	5.1	4.9	4.8
	-12	-13	5.6	5.5	5.4	5.3	5.2
	-10	-11	5.9	5.8	5.7	5.6	5.6
	-7	-8	6.2	6.1	6.0	5.9	5.8
	-5	-6	6.5	6.5	6.4	6.2	6.0
	-3	-4	6.9	6.8	6.7	6.4	6.2
	0	-1	7.2	7.1	7.0	6.7	6.4
	3	2.2	7.6	7.5	7.3	7.1	6.8
	5	4.1	7.9	7.8	7.7	7.2	6.8
	7	6	8.2	8.1	8.0	7.4	6.8
	9	7.9	8.5	8.2	8.0	7.4	6.8
	11	9.8	8.7	8.4	8.0	7.4	6.8
	13	12	9.0	8.5	8.0	7.4	6.8
	15	14	9.2	8.6	8.0	7.4	6.8
090	-20	-21	6.0	6.0	5.9	5.8	5.8
	-17	-18	6.3	6.3	6.1	6.0	5.9
	-15	-16	6.7	6.5	6.3	6.1	6.0
	-12	-13	7.0	6.9	6.7	6.6	6.5
	-10	-11	7.3	7.2	7.1	7.0	7.0
	-7	-8	7.8	7.7	7.6	7.4	7.2
	-5	-6	8.2	8.1	8.0	7.7	7.5
	-3	-4	8.6	8.5	8.4	8.1	7.7
	0	-1	9.0	8.9	8.8	8.4	8.0
	3	2.2	9.4	9.3	9.2	8.8	8.4
	5	4.1	9.9	9.7	9.6	9.0	8.4
	7	6	10.3	10.1	10.0	9.2	8.4
	9	7.9	10.6	10.3	10.0	9.2	8.4
	11	9.8	10.9	10.5	10.0	9.2	8.4
	13	12	11.2	10.6	10.0	9.2	8.4
	15	14	11.6	10.8	10.0	9.2	8.4
112	-20	-21	7.4	7.4	7.3	7.3	7.3
	-17	-18	8.0	7.8	7.6	7.5	7.4
	-15	-16	8.4	8.1	7.9	7.7	7.5
	-12	-13	8.8	8.6	8.4	8.2	8.1
	-10	-11	9.2	9.0	8.9	8.8	8.7
	-7	-8	9.7	9.6	9.4	9.2	9.0
	-5	-6	10.2	10.1	9.9	9.6	9.3
	-3	-4	10.7	10.6	10.5	10.1	9.7
	0	-1	11.3	11.1	11.1	10.5	10.0
	3	2.2	11.8	11.6	11.5	11.0	10.6
	5	4.1	12.3	12.2	12.0	11.3	10.6
	7	6	12.9	12.7	12.5	11.5	10.6
	9	7.9	13.3	12.9	12.5	11.5	10.6
	11	9.8	13.7	13.1	12.5	11.5	10.6
	13	12	14.0	13.3	12.5	11.5	10.6
	15	14	14.4	13.5	12.5	11.5	10.6
128	-20	-21	8.1	8.1	8.0	8.0	8.0
	-17	-18	8.7	8.5	8.4	8.3	8.1
	-15	-16	9.2	9.0	8.7	8.5	8.2
	-12	-13	9.7	9.5	9.3	9.1	8.9
	-10	-11	10.1	10.0	9.9	9.7	9.6
	-7	-8	10.7	10.6	10.4	10.2	10.0
	-5	-6	11.3	11.1	11.0	10.7	10.3
	-3	-4	11.9	11.7	11.5	11.1	10.7
	0	-1	12.4	12.3	12.1	11.6	11.0
	3	2.2	13.0	12.9	12.7	12.2	11.7
	5	4.1	13.6	13.4	13.2	12.4	11.7
	7	6	14.2	14.0	13.8	12.7	11.7
	9	7.9	14.6	14.2	13.8	12.7	11.7
	11	9.8	15.1	14.4	13.8	12.7	11.7
	13	12	15.5	14.7	13.8	12.7	11.7
	15	14	15.9	14.9	13.8	12.7	11.7
140	-20	-21	9.5	9.5	9.4	9.4	9.3
	-17	-18	10.1	9.9	9.6	9.6	9.4
	-15	-16	10.7	10.4	10.1	9.8	9.5
	-12	-13	11.2	11.0	10.8	10.6	10.3
	-10	-11	11.7	11.6	11.4	11.3	11.1
	-7	-8	12.4	12.2	12.1	11.8	11.5
	-5	-6	13.1	12.9	12.7	12.3	12.0
	-3	-4	13.8	13.6	13.4	12.9	12.4
	0	-1	14.4	14.2	14.0	13.4	12.8
	3	2.2	15.1	14.9	14.7	14.1	13.5
	5	4.1	15.8	15.6	15.3	14.4	13.5
	7	6	16.5	16.2	16.0	14.8	13.5
	9	7.9	17.0	16.5	16.0	14.8	13.5
	11	9.8	17.5	16.7	16.0	14.8	13.5
	13	12	18.0	17.0	16.0	14.8	13.5
	15	14	18.5	17.2	16.0	14.8	13.5

4-3 . Dimensional drawing

Unit:mm

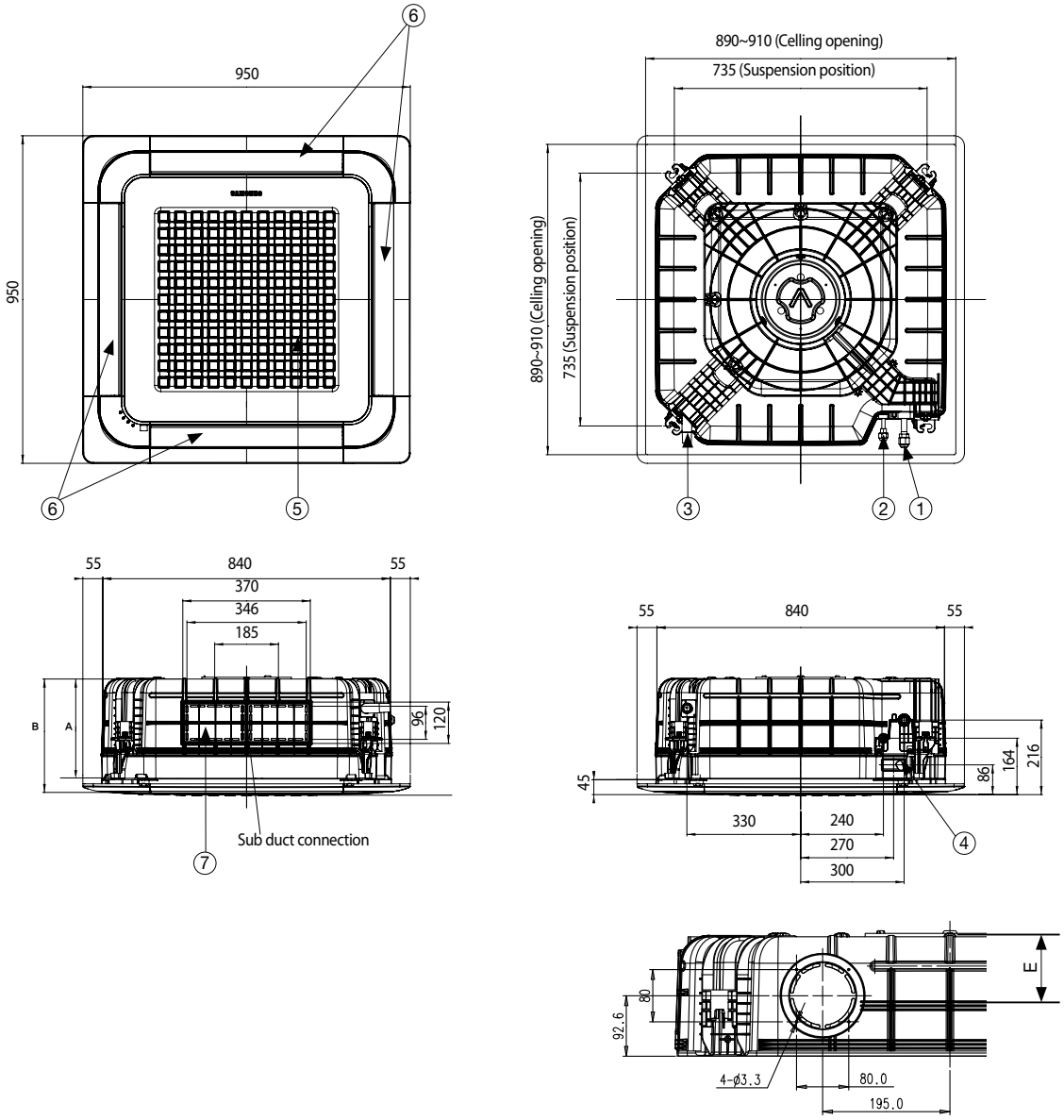

No.	Name	Description			
		4.5/5.6kW	7.1/9.0kW	11.2kW	12.8/14.0kW
①	Liquid pipe connection	Ø6.35 Flare	Ø9.52 Flare		
②	Gas pipe connection	Ø12.70 Flare	Ø15.88 Flare		
③	Drain pipe connection	VP25 (OD 32, ID 25)			
④	Conduit for power supply & communication wiring	-			
⑤	Air inlet grille	-			
⑥	Air outlet louver	-			
⑦	Sub-Duct	-			

		Description			
		4.5/5.6kW	7.1/9.0kW	11.2kW	12.8/14.0kW
A	mm	204		246	288
B	mm	253		295	337

4-4. Electrical wiring diagram

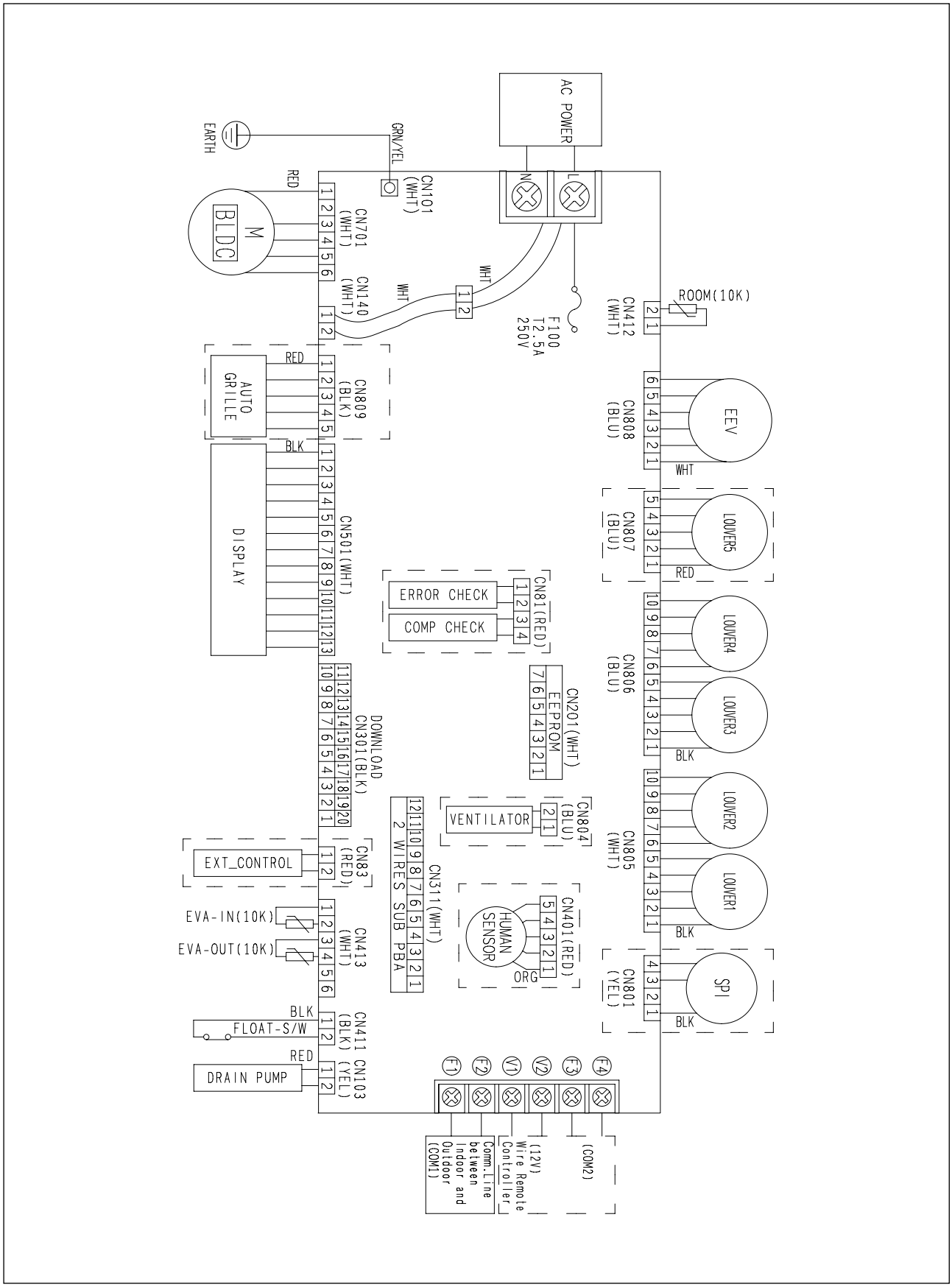

4-5. Sound pressure level

1) Operation sound level

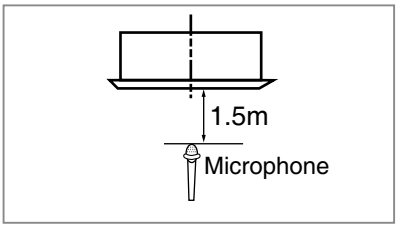

Unit : dB(A)

Model	High	Low
AM045FN4DEH✳✳✳	34	31
AM056FN4DEH✳✳✳	34	31
AM071FN4DEH✳✳✳	36	34
AM090FN4DEH✳✳✳	40	34
AM112FN4DEH✳✳✳	41	37
AM128FN4DEH✳✳✳	42	37
AM140FN4DEH✳✳✳	44	39

Note

- ◆ These operation values were obtained in an anechoic room. Sound pressure level will vary depending on a range of factors such as the construction of the particular room where the equipment is installed.
- ◆ Operation sound level may differ depending on operation and ambient conditions.

2) NC curves

(1) AM045FN4DEH✳✳✳

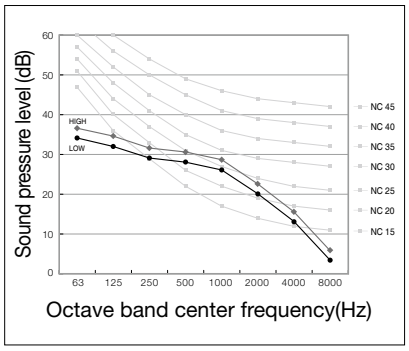

(2) AM056FN4DEH✳✳✳

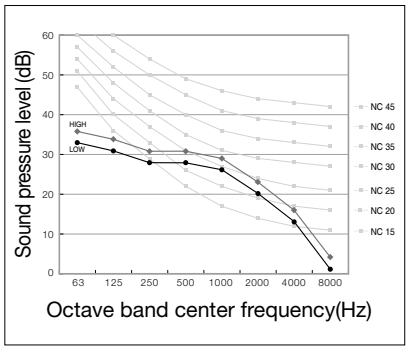

(3) AM071FN4DEH✳✳✳

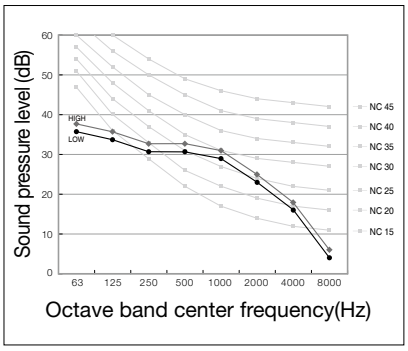

(4) AM090FN4DEH✳✳✳

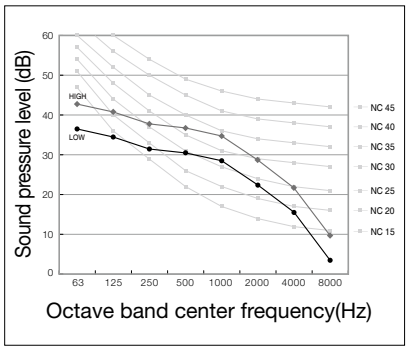

(5) AM112FN4DEH✳✳✳

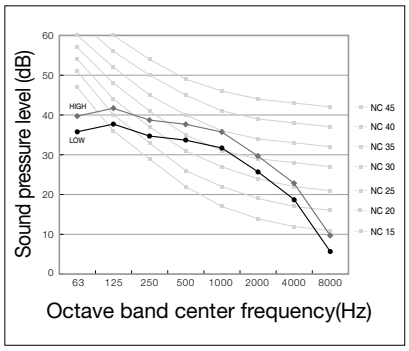

(6) AM128FN4DEH✳✳✳

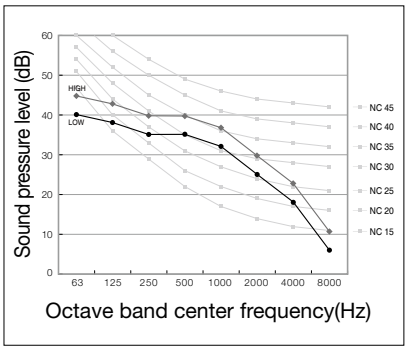

(7) AM140FN4DEH✳✳✳

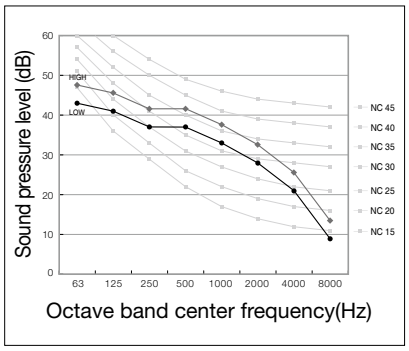

4-6. Temperature and air flow distribution

1) AM090FN4DEH✳✳✳

(1) Cooling air velocity distribution

◆ Discharge angle : 45°

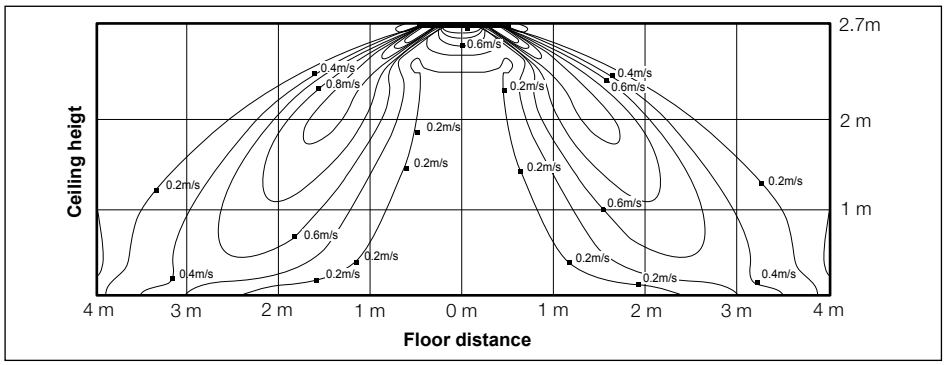

(2) Cooling temperature distribution

◆ Discharge angle : 45°

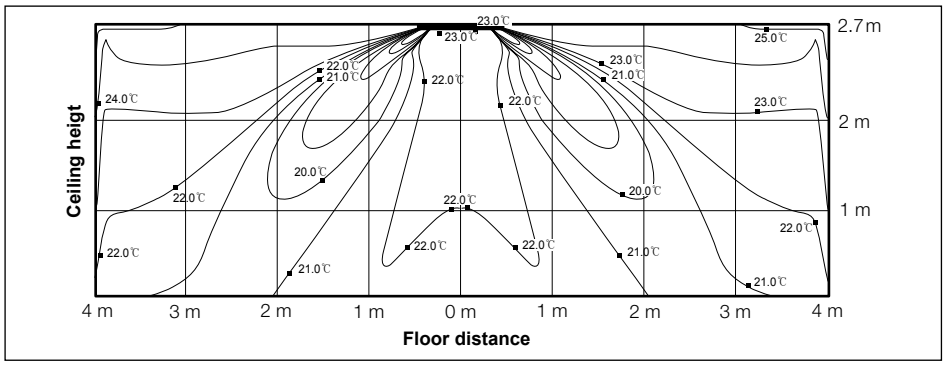

(3) Heating air velocity distribution

◆ Discharge angle : 52°

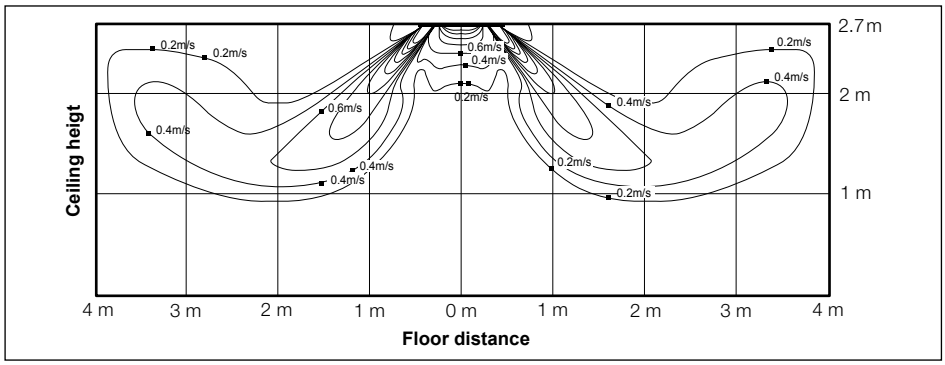

(4) Heating temperature distribution

◆ Discharge angle : 52°

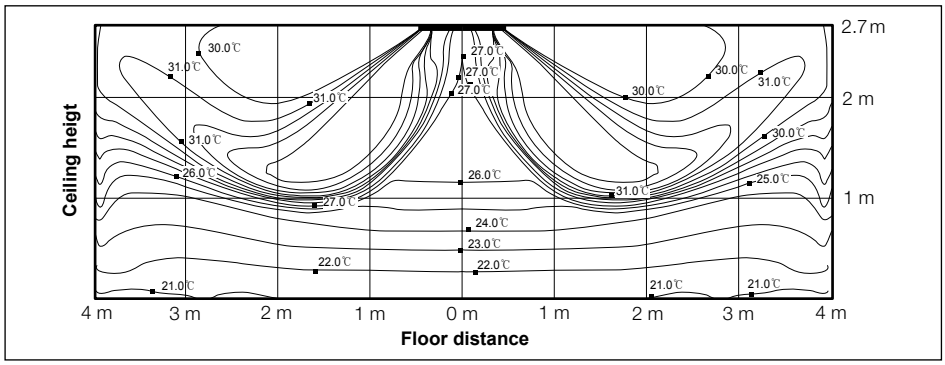

2) AM112FN4DEH✳✳✳

(1) Cooling air velocity distribution

◆ Discharge angle : 45°

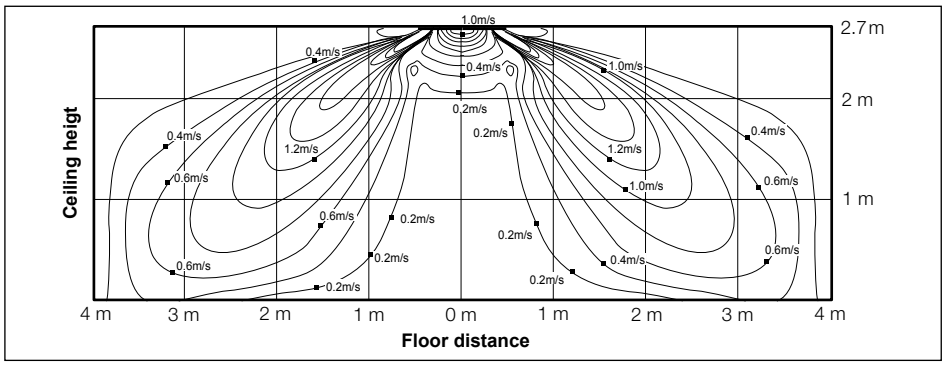

(2) Cooling temperature distribution

◆ Discharge angle : 45°

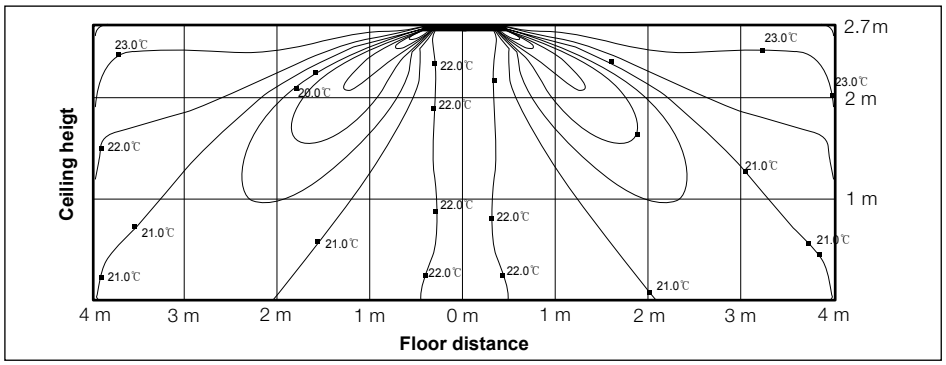

(3) Heating air velocity distribution

◆ Discharge angle : 52°

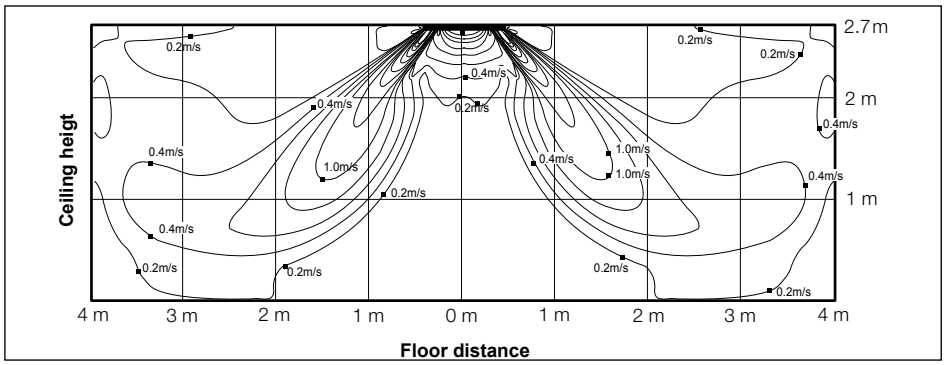

(4) Heating temperature distribution

◆ Discharge angle : 52°

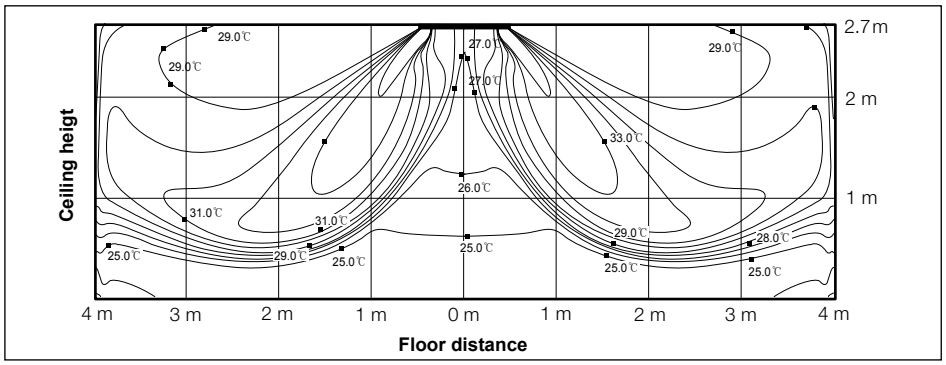

4-6. Temperature and air flow distribution

3) AM140FN4DEH✳✳✳

(1) Cooling air velocity distribution

◆ Discharge angle : 45°

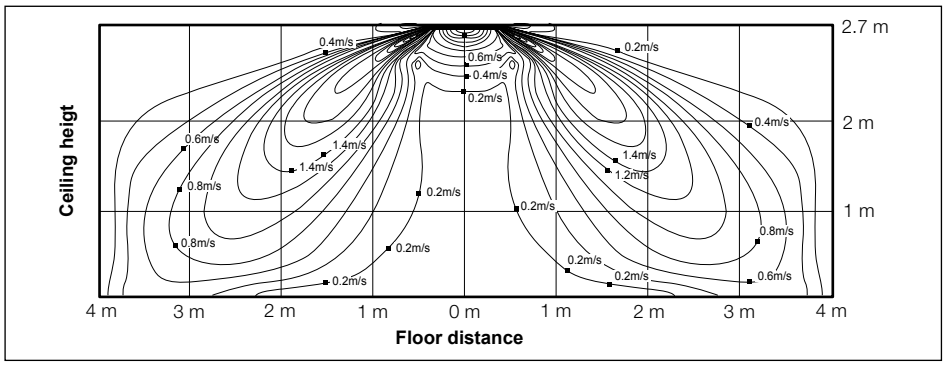

(2) Cooling temperature distribution

◆ Discharge angle : 45°

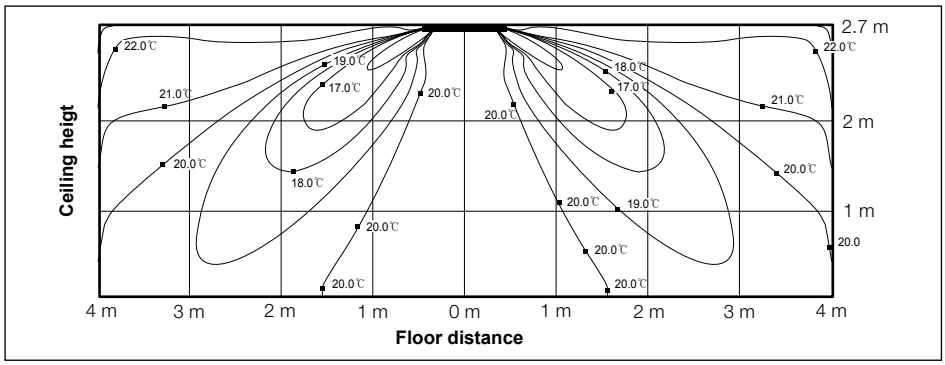

(3) Heating air velocity distribution

◆ Discharge angle : 52°

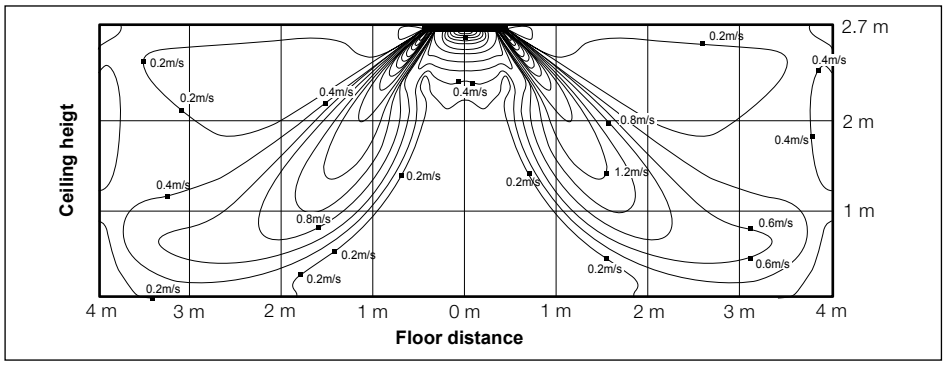

(4) Heating temperature distribution

◆ Discharge angle : 52°

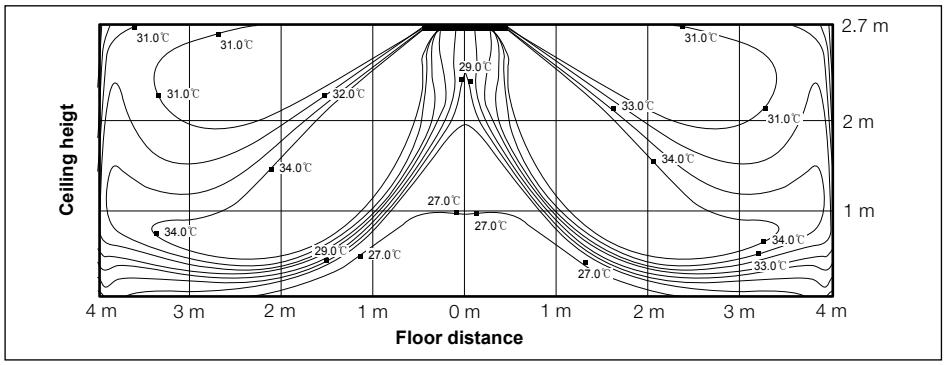

5 Slim duct

(AM✳✳✳FNLDEH✳✳✳)

5-1. Specifications

1) Technical specifications

Model				AM022FNLDEH✱✱✱	AM028FNLDEH✱✱✱	AM036FNLDEH✱✱✱	AM045FNLDEH✱✱✱	AM056FNLDEH✱✱✱
Power Supply			Ø, #, V, Hz	1,2,220-240,50	1,2,220-240,50	1,2,220-240,50	1,2,220-240,50	1,2,220-240,50
Mode *1)			-	HP/HR	HP/HR	HP/HR	HP/HR	HP/HR
Performance	Capacity (Nominal)	Cooling*2)	kW	2.2	2.8	3.6	4.5	5.6
			Btu/h	7,500	9,600	12,300	15,400	19,100
		Heating*3)	kW	2.5	3.2	4.0	5.0	6.3
			Btu/h	8,500	10,900	13,600	17,100	21,500
Power	Power Input (Nominal)	Cooling*2)	W	55	60	65	90	95
		Heating*3)		55	60	65	90	95
	Current Input (Nominal)	Cooling*2)	A	0.30	0.32	0.33	0.52	0.53
		Heating*3)		0.30	0.32	0.33	0.52	0.53
Fan	Motor	Type	-	Sirocco Fan	Sirocco Fan	Sirocco Fan	Sirocco Fan	Sirocco Fan
		Output	W	-	-	-	-	-
		Number of unit	EA	1	1	1	1	1
	Air Flow Rate	H/M/L (UL)	CMM	7.00/6.10/5.30	7.50/6.60/5.60	7.50/6.60/5.60	11.00/9.60/8.30	12.00/10.50/9.00
			l/s	116.67/101.67/88.33	125.00/110.00/93.33	125.00/110.00/93.33	183.33/160.00/138.33	200.00/175.00/150.00
	External Static Pressure	Mid/Std/Max	mmAq	0.00/1.00/3.00	0.00/1.00/3.00	0.00/1.00/3.00	0.00/2.00/4.00	0.00/2.00/4.00
			Pa	0.00/9.81/29.42	0.00/9.81/29.42	0.00/9.81/29.42	0.00/19.61/39.23	0.00/19.61/39.23
			WG	0/0.039/0.118	0/0.039/0.118	0/0.039/0.118	0/0.079/0.157	0/0.079/0.157
Option Code			-	010054-125AC3-201616-331110	010054-125E15-201C1C-331110	010054-125E68-202424-331110	010054-125AE2-202D2D-331110	010054-125E34-203838-331110
Piping Connections	Liquid Pipe		Ø, mm	6.35	6.35	6.35	6.35	6.35
			Ø, inch	1/4	1/4	1/4	1/4	1/4
	Gas Pipe		Ø, mm	12.70	12.70	12.70	12.70	12.70
			Ø, inch	1/2	1/2	1/2	1/2	1/2
	Drain Pipe		Ø, mm	VP25 (OD 32,ID 25)	VP25 (OD 32,ID 25)	VP25 (OD 32,ID 25)	VP25 (OD 32,ID 25)	VP25 (OD 32,ID 25)
Field Wiring	Power Source Wire	Below 20m/ over 20m	mm^2	1.5/2.5	1.5/2.5	1.5/2.5	1.5/2.5	1.5/2.5
	Transmission Cable		mm^2	0.75~1.5	0.75~1.5	0.75~1.5	0.75~1.5	0.75~1.5
Refrigerant	Type		-	R410A	R410A	R410A	R410A	R410A
	Control Method		-	EEV INCLUDED	EEV INCLUDED	EEV INCLUDED	EEV INCLUDED	EEV INCLUDED
Sound	Sound pressure	High / Mid / Low*4)	dBA	26 / 24 / 21	28 / 26 / 23	32 / 30 / 27	35 / 31 / 26	36 / 34 / 31
Dimensions	Net Weight		kg	19.00	19.00	19.50	23.50	23.50
	Shipping Weight		kg	23.00	23.00	23.50	28.00	28.00
	Net Dimensions (WxHxD)		mm	700 x 199 x 600	700 x 199 x 600	700 x 199 x 600	900 x 199 x 600	900 x 199 x 600
	Shipping Dimensions (WxHxD)		mm	950 x 270 x 710	950 x 270 x 710	950 x 270 x 710	1150 x 280 x 710	1150 x 280 x 710
Panel Size	Panel Model		-	-	-	-	-	-
	Net Weight		kg	-	-	-	-	-
	Shipping Weight		kg	-	-	-	-	-
	Net Dimensions (WxHxD)		mm	-	-	-	-	-
	Shipping Dimensions (WxHxD)		mm	-	-	-	-	-
Additional Accessories	Drain Pump	Drain Pump	-	MDP-E075SEE3D	MDP-E075SEE3D	MDP-E075SEE3D	MDP-E075SEE3D	MDP-E075SEE3D
		Max. Lifting Height/ Displacement	mm/liter/h	750 / 24	750 / 24	750 / 24	750 / 24	750 / 24
	Air Filter		-	Long life filter	Long life filter	Long life filter	Long life filter	Long life filter

* Specifications may be subject to change without prior notice for product improvement.

*1) Mode
- HP : Heat Pump, HR : Heat Recovery

*2) Nominal cooling capacities are based on;
- Indoor temperature : 27°C DB, 19°C WB
- Outdoor temperature : 35°C DB, 24°C WB, Equivalent refrigerant piping : 7.5m, Level differences : 0m

*3) Nominal heating capacities are based on;
- Indoor temperature : 20°C DB, 15°C WB
- Outdoor temperature : 7°C DB, 6°C WB, Equivalent refrigerant piping : 7.5m, Level differences : 0m

*4) Sound pressure was acquired in an anechoic room. Thus actual noise level may be different depending on the installation conditions.

Model				AM071FNLDEH✳✳✳	AM090FNLDEH✳✳✳	AM112FNLDEH✳✳✳	AM128FNLDEH✳✳✳	AM140FNLDEH✳✳✳
Power Supply			Ø, #, V, Hz	1,2,220-240,50	1,2,220-240,50	1,2,220-240,50	1,2,220-240,50	1,2,220-240,50
Mode *1)			-	HP/HR	HP/HR	HP/HR	HP/HR	HP/HR
Performance	Capacity (Nominal)	Cooling*2)	kW	7.1	9.0	11.2	12.8	14.0
			Btu/h	24,200	30,700	38,200	43,700	47,800
		Heating*3)	kW	8.0	10.0	12.5	13.8	16.0
			Btu/h	27,300	34,100	42,700	47,100	54,600
Power	Power Input (Nominal)	Cooling*2)	W	120	170	170	200	220
		Heating*3)		120	170	170	200	220
	Current Input (Nominal)	Cooling*2)	A	0.60	0.96	0.96	1.28	1.43
		Heating*3)		0.60	0.96	0.96	1.28	1.43
Fan	Motor	Type	-	Sirocco Fan	Sirocco Fan	Sirocco Fan	Sirocco Fan	Sirocco Fan
		Output	W	-	-	-	-	-
		Number of unit	EA	1	1	1	1	1
	Air Flow Rate	H/M/L (UL)	CMM	16.50/15.00/13.50	29.00/27.00/25.00	31.20/29.00/27.00	34.00/32.00/30.00	36.00/34.00/32.00
			l/s	275.00/250.00/225.00	483.33/450.00/416.67	520.00/483.33/450.00	566.67/533.33/500.00	600.00/566.67/533.33
	External Static Pressure	Mid/Std/Max	mmAq	0.00/2.00/4.00	0.00/3.00/6.00	0.00/3.00/6.00	0.00/3.00/6.00	0.00/3.00/6.00
			Pa	0.00/19.61/39.23	0.00/29.42/58.84	0.00/29.42/58.84	0.00/29.42/58.84	0.00/29.42/58.84
			WG	0/0.079/0.157	0/0.118/0.236	0/0.118/0.236	0/0.118/0.236	0/0.118/0.236
Option Code			-	010054-125D9E-204747-331110	010054-1B5AD4-205A5A-331110	010054-1B5AD4-207070-331110	010054-1B5E4B-208080-331110	010054-1B5E7F-208C8C-331110
Piping Connections	Liquid Pipe		Ø, mm	9.52	9.52	9.52	9.52	9.52
			Ø, inch	3/8	3/8	3/8	3/8	3/8
	Gas Pipe		Ø, mm	15.88	15.88	15.88	15.88	15.88
			Ø, inch	5/8	5/8	5/8	5/8	5/8
	Drain Pipe		Ø, mm	VP25 (OD 32,ID 25)	VP25 (OD 32,ID 25)	VP25 (OD 32,ID 25)	VP25 (OD 32,ID 25)	VP25 (OD 32,ID 25)
Field Wiring	Power Source Wire	Below 20m/ over 20m	mm^2	1.5/2.5	1.5/2.5	1.5/2.5	1.5/2.5	1.5/2.5
	Transmission Cable		mm^2	0.75~1.5	0.75~1.5	0.75~1.5	0.75~1.5	0.75~1.5
Refrigerant	Type		-	R410A	R410A	R410A	R410A	R410A
	Control Method		-	EEV INCLUDED	EEV INCLUDED	EEV INCLUDED	EEV INCLUDED	EEV INCLUDED
Sound	Sound pressure	High / Mid / Low*4)	dBA	38 / 36 / 33	37 / 36 / 34	37 / 36 / 34	37 / 36 / 34	39 / 38 / 36
Dimensions	Net Weight		kg	30.00	44.00	44.00	46.00	46.00
	Shipping Weight		kg	35.00	52.00	52.00	54.00	54.00
	Net Dimensions (WxHxD)		mm	1100 x 199 x 600	1300 x 295 x 690	1300 x 295 x 690	1300 x 295 x 690	1300 x 295 x 690
	Shipping Dimensions (WxHxD)		mm	1350 x 280 x 710	1575 x 370 x 835	1575 x 370 x 835	1575 x 370 x 835	1575 x 370 x 835
Panel Size	Panel Model		-	-	-	-	-	-
	Net Weight		kg	-	-	-	-	-
	Shipping Weight		kg	-	-	-	-	-
	Net Dimensions (WxHxD)		mm	-	-	-	-	-
	Shipping Dimensions (WxHxD)		mm	-	-	-	-	-
Additional Accessories	Drain Pump	Drain Pump	-	MDP-E075SEE3D	MDP-E075SEE3D	MDP-E075SEE3D	MDP-E075SEE3D	MDP-E075SEE3D
		Max. Lifting Height/ Displacement	mm/liter/h	750 / 24	750 / 24	750 / 24	750 / 24	750 / 24
	Air Filter		-	Long life filter	Long life filter	Long life filter	Long life filter	Long life filter

* Specifications may be subject to change without prior notice for product improvement.

*1) Mode
- HP : Heat Pump, HR : Heat Recovery

*2) Nominal cooling capacities are based on;
- Indoor temperature : 27°C DB, 19°C WB
- Outdoor temperature : 35°C DB, 24°C WB, Equivalent refrigerant piping : 7.5m, Level differences : 0m

*3) Nominal heating capacities are based on;
- Indoor temperature : 20°C DB, 15°C WB
- Outdoor temperature : 7°C DB, 6°C WB, Equivalent refrigerant piping : 7.5m, Level differences : 0m

*4) Sound pressure was acquired in an anechoic room. Thus actual noise level may be different depending on the installation conditions.

5-2. Capacity tables

1) Cooling

TC : Total Capacity(kW), SHC : Sensible Heat Capacity(kW)

Model	Outdoor temperature (ºC, DB)	Indoor temperature (ºC, WB)													
		20 (ºC, DB) 14 (ºC, WB)		23 (ºC, DB) 16 (ºC, WB)		26 (ºC, DB) 18 (ºC, WB)		27 (ºC, DB) 19 (ºC, WB)		28 (ºC, DB) 20 (ºC, WB)		30 (ºC, DB) 22 (ºC, WB)		32 (ºC, DB) 24 (ºC, WB)	
		TC	SHC	TC	SHC	TC	SHC	TC	SHC	TC	SHC	TC	SHC	TC	SHC
022	10	1.5	1.2	1.8	1.4	2.1	1.6	2.2	1.6	2.3	1.6	2.5	1.7	2.6	1.5
	12	1.5	1.2	1.8	1.4	2.1	1.6	2.2	1.6	2.3	1.6	2.5	1.7	2.6	1.5
	14	1.5	1.2	1.8	1.4	2.1	1.6	2.2	1.6	2.3	1.6	2.5	1.7	2.6	1.5
	16	1.5	1.2	1.8	1.4	2.1	1.6	2.2	1.6	2.3	1.6	2.4	1.6	2.6	1.5
	18	1.5	1.2	1.8	1.4	2.1	1.6	2.2	1.6	2.3	1.6	2.4	1.6	2.6	1.5
	20	1.5	1.2	1.8	1.4	2.1	1.6	2.2	1.6	2.3	1.6	2.4	1.6	2.6	1.5
	21	1.5	1.2	1.8	1.4	2.1	1.6	2.2	1.6	2.3	1.6	2.4	1.6	2.6	1.5
	23	1.5	1.2	1.8	1.4	2.1	1.6	2.2	1.6	2.3	1.6	2.4	1.6	2.6	1.5
	25	1.5	1.2	1.8	1.4	2.1	1.6	2.2	1.6	2.3	1.6	2.4	1.6	2.6	1.5
	27	1.5	1.2	1.8	1.4	2.1	1.6	2.2	1.6	2.3	1.6	2.4	1.6	2.6	1.5
	29	1.5	1.2	1.8	1.4	2.1	1.6	2.2	1.6	2.3	1.6	2.4	1.6	2.6	1.5
	31	1.5	1.2	1.8	1.4	2.1	1.6	2.2	1.6	2.3	1.6	2.4	1.6	2.6	1.5
	33	1.5	1.2	1.8	1.4	2.1	1.6	2.2	1.6	2.3	1.6	2.4	1.6	2.6	1.5
	35	1.5	1.2	1.8	1.4	2.1	1.6	2.2	1.6	2.3	1.6	2.4	1.6	2.6	1.5
	37	1.5	1.2	1.8	1.4	2.1	1.6	2.2	1.6	2.3	1.6	2.4	1.6	2.6	1.5
	39	1.5	1.2	1.8	1.4	2.1	1.6	2.2	1.6	2.3	1.6	2.4	1.6	2.5	1.4
028	10	1.9	1.6	2.3	1.8	2.6	1.9	2.8	2.0	2.9	2.0	3.1	2.0	3.4	2.0
	12	1.9	1.6	2.3	1.8	2.6	1.9	2.8	2.0	2.9	2.0	3.1	2.0	3.3	1.9
	14	1.9	1.6	2.3	1.8	2.6	1.9	2.8	2.0	2.9	2.0	3.1	2.0	3.3	1.9
	16	1.9	1.6	2.3	1.8	2.6	1.9	2.8	2.0	2.9	2.0	3.1	2.0	3.3	1.9
	18	1.9	1.6	2.3	1.8	2.6	1.9	2.8	2.0	2.9	2.0	3.1	2.0	3.3	1.9
	20	1.9	1.6	2.3	1.8	2.6	1.9	2.8	2.0	2.9	2.0	3.1	2.0	3.3	1.9
	21	1.9	1.6	2.3	1.8	2.6	1.9	2.8	2.0	2.9	2.0	3.1	2.0	3.3	1.9
	23	1.9	1.6	2.3	1.8	2.6	1.9	2.8	2.0	2.9	2.0	3.1	2.0	3.3	1.9
	25	1.9	1.6	2.3	1.8	2.6	1.9	2.8	2.0	2.9	2.0	3.1	2.0	3.3	1.9
	27	1.9	1.6	2.3	1.8	2.6	1.9	2.8	2.0	2.9	2.0	3.1	2.0	3.3	1.9
	29	1.9	1.6	2.3	1.8	2.6	1.9	2.8	2.0	2.9	2.0	3.1	2.0	3.3	1.9
	31	1.9	1.6	2.3	1.8	2.6	1.9	2.8	2.0	2.9	2.0	3.1	2.0	3.3	1.9
	33	1.9	1.6	2.3	1.8	2.6	1.9	2.8	2.0	2.9	2.0	3.1	2.0	3.3	1.9
	35	1.9	1.6	2.3	1.8	2.6	1.9	2.8	2.0	2.9	2.0	3.1	2.0	3.3	1.9
	37	1.9	1.6	2.3	1.8	2.6	1.9	2.8	2.0	2.9	2.0	3.1	2.0	3.3	1.9
	39	1.9	1.6	2.3	1.8	2.6	1.9	2.8	2.0	2.9	2.0	3.0	1.9	3.2	1.8
036	10	2.5	2.0	2.9	2.3	3.4	2.5	3.6	2.6	3.7	2.6	4.0	2.6	4.3	2.5
	12	2.5	2.0	2.9	2.3	3.4	2.5	3.6	2.6	3.7	2.6	4.0	2.6	4.3	2.5
	14	2.5	2.0	2.9	2.3	3.4	2.5	3.6	2.6	3.7	2.6	4.0	2.6	4.3	2.5
	16	2.5	2.0	2.9	2.3	3.4	2.5	3.6	2.6	3.7	2.6	4.0	2.6	4.3	2.5
	18	2.5	2.0	2.9	2.3	3.4	2.5	3.6	2.6	3.7	2.6	4.0	2.6	4.2	2.4
	20	2.5	2.0	2.9	2.3	3.4	2.5	3.6	2.6	3.7	2.6	4.0	2.6	4.2	2.4
	21	2.5	2.0	2.9	2.3	3.4	2.5	3.6	2.6	3.7	2.6	4.0	2.6	4.2	2.4
	23	2.5	2.0	2.9	2.3	3.4	2.5	3.6	2.6	3.7	2.6	4.0	2.6	4.2	2.4
	25	2.5	2.0	2.9	2.3	3.4	2.5	3.6	2.6	3.7	2.6	4.0	2.6	4.2	2.4
	27	2.5	2.0	2.9	2.3	3.4	2.5	3.6	2.6	3.7	2.6	4.0	2.6	4.2	2.4
	29	2.5	2.0	2.9	2.3	3.4	2.5	3.6	2.6	3.7	2.6	4.0	2.6	4.2	2.4
	31	2.5	2.0	2.9	2.3	3.4	2.5	3.6	2.6	3.7	2.6	4.0	2.6	4.2	2.4
	33	2.5	2.0	2.9	2.3	3.4	2.5	3.6	2.6	3.7	2.6	4.0	2.6	4.2	2.4
	35	2.5	2.0	2.9	2.3	3.4	2.5	3.6	2.6	3.7	2.6	4.0	2.6	4.2	2.4
	37	2.5	2.0	2.9	2.3	3.4	2.5	3.6	2.6	3.7	2.6	3.9	2.5	4.2	2.4
	39	2.5	2.0	2.9	2.3	3.4	2.5	3.6	2.6	3.7	2.6	3.9	2.5	4.1	2.3
045	10	3.1	2.6	3.7	3.0	4.2	3.1	4.5	3.2	4.7	3.2	5.0	3.2	5.4	3.3
	12	3.1	2.6	3.7	3.0	4.2	3.1	4.5	3.2	4.7	3.2	5.0	3.2	5.4	3.3
	14	3.1	2.6	3.7	3.0	4.2	3.1	4.5	3.2	4.7	3.2	5.0	3.2	5.4	3.3
	16	3.1	2.6	3.7	3.0	4.2	3.1	4.5	3.2	4.7	3.2	5.0	3.2	5.3	3.0
	18	3.1	2.6	3.7	3.0	4.2	3.1	4.5	3.2	4.7	3.2	5.0	3.2	5.3	3.0
	20	3.1	2.6	3.7	3.0	4.2	3.1	4.5	3.2	4.7	3.2	5.0	3.2	5.3	3.0
	21	3.1	2.6	3.7	3.0	4.2	3.1	4.5	3.2	4.7	3.2	5.0	3.2	5.3	3.0
	23	3.1	2.6	3.7	3.0	4.2	3.1	4.5	3.2	4.7	3.2	5.0	3.2	5.3	3.0
	25	3.1	2.6	3.7	3.0	4.2	3.1	4.5	3.2	4.7	3.2	5.0	3.2	5.3	3.0
	27	3.1	2.6	3.7	3.0	4.2	3.1	4.5	3.2	4.7	3.2	5.0	3.2	5.3	3.0
	29	3.1	2.6	3.7	3.0	4.2	3.1	4.5	3.2	4.7	3.2	5.0	3.2	5.3	3.0
	31	3.1	2.6	3.7	3.0	4.2	3.1	4.5	3.2	4.7	3.2	5.0	3.2	5.3	3.0
	33	3.1	2.6	3.7	3.0	4.2	3.1	4.5	3.2	4.7	3.2	5.0	3.2	5.3	3.0
	35	3.1	2.6	3.7	3.0	4.2	3.1	4.5	3.2	4.7	3.2	5.0	3.2	5.3	3.0
	37	3.1	2.6	3.7	3.0	4.2	3.1	4.5	3.2	4.6	3.1	4.9	3.1	5.2	3.0
	39	3.1	2.6	3.7	3.0	4.2	3.1	4.5	3.2	4.6	3.1	4.9	3.1	5.1	2.9
056	10	3.9	3.1	4.6	3.6	5.3	3.8	5.6	4.0	5.8	4.0	6.3	4.1	6.7	3.9
	12	3.9	3.1	4.6	3.6	5.3	3.8	5.6	4.0	5.8	4.0	6.3	4.1	6.7	3.9
	14	3.9	3.1	4.6	3.6	5.3	3.8	5.6	4.0	5.8	4.0	6.2	4.0	6.7	3.9
	16	3.9	3.1	4.6	3.6	5.3	3.8	5.6	4.0	5.8	4.0	6.2	4.0	6.6	3.8
	18	3.9	3.1	4.6	3.6	5.3	3.8	5.6	4.0	5.8	4.0	6.2	4.0	6.6	3.8
	20	3.9	3.1	4.6	3.6	5.3	3.8	5.6	4.0	5.8	4.0	6.2	4.0	6.6	3.8
	21	3.9	3.1	4.6	3.6	5.3	3.8	5.6	4.0	5.8	4.0	6.2	4.0	6.6	3.8
	23	3.9	3.1	4.6	3.6	5.3	3.8	5.6	4.0	5.8	4.0	6.2	4.0	6.6	3.8
	25	3.9	3.1	4.6	3.6	5.3	3.8	5.6	4.0	5.8	4.0	6.2	4.0	6.6	3.8
	27	3.9	3.1	4.6	3.6	5.3	3.8	5.6	4.0	5.8	4.0	6.2	4.0	6.6	3.8
	29	3.9	3.1	4.6	3.6	5.3	3.8	5.6	4.0	5.8	4.0	6.2	4.0	6.6	3.8
	31	3.9	3.1	4.6	3.6	5.3	3.8	5.6	4.0	5.8	4.0	6.2	4.0	6.6	3.8
	33	3.9	3.1	4.6	3.6	5.3	3.8	5.6	4.0	5.8	4.0	6.2	4.0	6.6	3.8
	35	3.9	3.1	4.6	3.6	5.3	3.8	5.6	4.0	5.8	4.0	6.2	4.0	6.6	3.8
	37	3.9	3.1	4.6	3.6	5.3	3.8	5.6	4.0	5.8	4.0	6.1	3.9	6.5	3.7
	39	3.9	3.1	4.6	3.6	5.3	3.8	5.6	4.0	5.8	4.0	6.1	3.9	6.4	3.6

TC : Total Capacity(kW), SHC : Sensible Heat Capacity(kW)

Model	Outdoor temperature (ºC, DB)	Indoor temperature (ºC, WB)													
		20 (ºC, DB)		23 (ºC, DB)		26 (ºC, DB)		27 (ºC, DB)		28 (ºC, DB)		30 (ºC, DB)		32 (ºC, DB)	
		14 (ºC, WB)		16 (ºC, WB)		18 (ºC, WB)		19 (ºC, WB)		20 (ºC, WB)		22 (ºC, WB)		24 (ºC, WB)	
		TC	SHC	TC	SHC	TC	SHC	TC	SHC	TC	SHC	TC	SHC	TC	SHC
071	10	4.9	4.3	5.8	5.0	6.7	5.2	7.1	5.4	7.4	5.6	8.0	5.7	8.5	5.4
	12	4.9	4.3	5.8	5.0	6.7	5.2	7.1	5.4	7.4	5.6	7.9	5.6	8.5	5.4
	14	4.9	4.3	5.8	5.0	6.7	5.2	7.1	5.4	7.4	5.6	7.9	5.6	8.5	5.4
	16	4.9	4.3	5.8	5.0	6.7	5.2	7.1	5.4	7.4	5.6	7.9	5.6	8.4	5.3
	18	4.9	4.3	5.8	5.0	6.7	5.2	7.1	5.4	7.4	5.6	7.9	5.6	8.4	5.3
	20	4.9	4.3	5.8	5.0	6.7	5.2	7.1	5.4	7.4	5.6	7.9	5.6	8.4	5.3
	21	4.9	4.3	5.8	5.0	6.7	5.2	7.1	5.4	7.4	5.6	7.9	5.6	8.4	5.3
	23	4.9	4.3	5.8	5.0	6.7	5.2	7.1	5.4	7.4	5.6	7.9	5.6	8.4	5.3
	25	4.9	4.3	5.8	5.0	6.7	5.2	7.1	5.4	7.4	5.6	7.9	5.6	8.4	5.3
	27	4.9	4.3	5.8	5.0	6.7	5.2	7.1	5.4	7.4	5.6	7.9	5.6	8.4	5.3
	29	4.9	4.3	5.8	5.0	6.7	5.2	7.1	5.4	7.4	5.6	7.9	5.6	8.4	5.3
	31	4.9	4.3	5.8	5.0	6.7	5.2	7.1	5.4	7.4	5.6	7.9	5.6	8.4	5.3
	33	4.9	4.3	5.8	5.0	6.7	5.2	7.1	5.4	7.4	5.6	7.9	5.6	8.4	5.3
	35	4.9	4.3	5.8	5.0	6.7	5.2	7.1	5.4	7.4	5.6	7.9	5.6	8.4	5.3
	37	4.9	4.3	5.8	5.0	6.7	5.2	7.1	5.4	7.3	5.5	7.8	5.5	8.2	5.2
	39	4.9	4.3	5.8	5.0	6.7	5.2	7.1	5.4	7.3	5.5	7.7	5.4	8.1	5.1
090	10	6.2	5.5	7.3	6.3	8.4	6.7	9.0	6.9	9.4	7.1	10.1	7.1	10.8	7.1
	12	6.2	5.5	7.3	6.3	8.4	6.7	9.0	6.9	9.4	7.1	10.1	7.1	10.8	7.1
	14	6.2	5.5	7.3	6.3	8.4	6.7	9.0	6.9	9.3	7.0	10.0	7.0	10.7	6.9
	16	6.2	5.5	7.3	6.3	8.4	6.7	9.0	6.9	9.3	7.0	10.0	7.0	10.7	6.9
	18	6.2	5.5	7.3	6.3	8.4	6.7	9.0	6.9	9.3	7.0	10.0	7.0	10.6	6.8
	20	6.2	5.5	7.3	6.3	8.4	6.7	9.0	6.9	9.3	7.0	10.0	7.0	10.6	6.8
	21	6.2	5.5	7.3	6.3	8.4	6.7	9.0	6.9	9.3	7.0	10.0	7.0	10.6	6.8
	23	6.2	5.5	7.3	6.3	8.4	6.7	9.0	6.9	9.3	7.0	10.0	7.0	10.6	6.8
	25	6.2	5.5	7.3	6.3	8.4	6.7	9.0	6.9	9.3	7.0	10.0	7.0	10.6	6.8
	27	6.2	5.5	7.3	6.3	8.4	6.7	9.0	6.9	9.3	7.0	10.0	7.0	10.6	6.8
	29	6.2	5.5	7.3	6.3	8.4	6.7	9.0	6.9	9.3	7.0	10.0	7.0	10.6	6.8
	31	6.2	5.5	7.3	6.3	8.4	6.7	9.0	6.9	9.3	7.0	10.0	7.0	10.6	6.8
	33	6.2	5.5	7.3	6.3	8.4	6.7	9.0	6.9	9.3	7.0	10.0	7.0	10.6	6.8
	35	6.2	5.5	7.3	6.3	8.4	6.7	9.0	6.9	9.3	7.0	10.0	7.0	10.6	6.8
	37	6.2	5.5	7.3	6.3	8.4	6.7	9.0	6.9	9.3	7.0	9.9	6.9	10.4	6.7
	39	6.2	5.5	7.3	6.3	8.4	6.7	9.0	6.9	9.2	6.9	9.7	6.8	10.2	6.6
112	10	7.7	6.8	9.1	7.7	10.5	8.2	11.2	8.6	11.6	8.8	12.5	8.9	13.4	8.6
	12	7.7	6.8	9.1	7.7	10.5	8.2	11.2	8.6	11.6	8.8	12.5	8.9	13.4	8.6
	14	7.7	6.8	9.1	7.7	10.5	8.2	11.2	8.6	11.6	8.8	12.5	8.9	13.4	8.6
	16	7.7	6.8	9.1	7.7	10.5	8.2	11.2	8.6	11.6	8.8	12.5	8.9	13.3	8.5
	18	7.7	6.8	9.1	7.7	10.5	8.2	11.2	8.6	11.6	8.8	12.5	8.9	13.3	8.5
	20	7.7	6.8	9.1	7.7	10.5	8.2	11.2	8.6	11.6	8.8	12.4	8.8	13.2	8.5
	21	7.7	6.8	9.1	7.7	10.5	8.2	11.2	8.6	11.6	8.8	12.4	8.8	13.2	8.5
	23	7.7	6.8	9.1	7.7	10.5	8.2	11.2	8.6	11.6	8.8	12.4	8.8	13.2	8.5
	25	7.7	6.8	9.1	7.7	10.5	8.2	11.2	8.6	11.6	8.8	12.4	8.8	13.2	8.5
	27	7.7	6.8	9.1	7.7	10.5	8.2	11.2	8.6	11.6	8.8	12.4	8.8	13.2	8.5
	29	7.7	6.8	9.1	7.7	10.5	8.2	11.2	8.6	11.6	8.8	12.4	8.8	13.2	8.5
	31	7.7	6.8	9.1	7.7	10.5	8.2	11.2	8.6	11.6	8.8	12.4	8.8	13.2	8.5
	33	7.7	6.8	9.1	7.7	10.5	8.2	11.2	8.6	11.6	8.8	12.4	8.8	13.2	8.5
	35	7.7	6.8	9.1	7.7	10.5	8.2	11.2	8.6	11.6	8.8	12.4	8.7	13.2	8.5
	37	7.7	6.8	9.1	7.7	10.5	8.2	11.2	8.6	11.6	8.8	12.4	8.9	13.2	8.5
	39	7.7	6.8	9.1	7.7	10.5	8.2	11.2	8.6	11.6	8.8	12.3	8.8	13.0	8.4
128	10	8.8	7.7	10.4	8.8	12.0	9.4	12.8	9.8	13.3	9.8	14.3	9.9	15.4	9.8
	12	8.8	7.7	10.4	8.8	12.0	9.4	12.8	9.8	13.3	9.8	14.3	9.9	15.3	9.7
	14	8.8	7.7	10.4	8.8	12.0	9.4	12.8	9.8	13.3	9.8	14.3	9.9	15.3	9.7
	16	8.8	7.7	10.4	8.8	12.0	9.4	12.8	9.8	13.3	9.8	14.2	9.8	15.2	9.7
	18	8.8	7.7	10.4	8.8	12.0	9.4	12.8	9.8	13.3	9.8	14.2	9.8	15.1	9.6
	20	8.8	7.7	10.4	8.8	12.0	9.4	12.8	9.8	13.3	9.8	14.2	9.8	15.1	9.6
	21	8.8	7.7	10.4	8.8	12.0	9.4	12.8	9.8	13.3	9.8	14.2	9.8	15.1	9.6
	23	8.8	7.7	10.4	8.8	12.0	9.4	12.8	9.8	13.3	9.8	14.2	9.8	15.1	9.6
	25	8.8	7.7	10.4	8.8	12.0	9.4	12.8	9.8	13.3	9.8	14.2	9.8	15.1	9.6
	27	8.8	7.7	10.4	8.8	12.0	9.4	12.8	9.8	13.3	9.8	14.2	9.8	15.1	9.6
	29	8.8	7.7	10.4	8.8	12.0	9.4	12.8	9.8	13.3	9.8	14.2	9.8	15.1	9.6
	31	8.8	7.7	10.4	8.8	12.0	9.4	12.8	9.8	13.3	9.8	14.2	9.8	15.1	9.6
	33	8.8	7.7	10.4	8.8	12.0	9.4	12.8	9.8	13.3	9.8	14.2	9.8	15.1	9.6
	35	8.8	7.7	10.4	8.8	12.0	9.4	12.8	9.8	13.3	9.8	14.2	9.8	15.1	9.6
	37	8.8	7.7	10.4	8.8	12.0	9.4	12.8	9.8	13.2	9.8	14.0	9.7	14.9	9.5
	39	8.8	7.7	10.4	8.8	12.0	9.4	12.8	9.8	13.1	9.7	13.8	9.5	14.5	9.3
140	10	9.7	8.5	11.4	9.6	13.1	10.4	14.0	10.7	14.6	10.8	15.7	10.9	16.8	10.8
	12	9.7	8.5	11.4	9.6	13.1	10.4	14.0	10.7	14.5	10.7	15.6	10.8	16.7	10.7
	14	9.7	8.5	11.4	9.6	13.1	10.4	14.0	10.7	14.5	10.7	15.6	10.8	16.7	10.7
	16	9.7	8.5	11.4	9.6	13.1	10.4	14.0	10.7	14.5	10.7	15.6	10.8	16.6	10.6
	18	9.7	8.5	11.4	9.6	13.1	10.4	14.0	10.7	14.5	10.7	15.5	10.7	16.6	10.6
	20	9.7	8.5	11.4	9.6	13.1	10.4	14.0	10.7	14.5	10.7	15.5	10.7	16.5	10.5
	21	9.7	8.5	11.4	9.6	13.1	10.4	14.0	10.7	14.5	10.7	15.5	10.7	16.5	10.5
	23	9.7	8.5	11.4	9.6	13.1	10.4	14.0	10.7	14.5	10.7	15.5	10.7	16.5	10.5
	25	9.7	8.5	11.4	9.6	13.1	10.4	14.0	10.7	14.5	10.7	15.5	10.7	16.5	10.5
	27	9.7	8.5	11.4	9.6	13.1	10.4	14.0	10.7	14.5	10.7	15.5	10.7	16.5	10.5
	29	9.7	8.5	11.4	9.6	13.1	10.4	14.0	10.7	14.5	10.7	15.5	10.7	16.5	10.5
	31	9.7	8.5	11.4	9.6	13.1	10.4	14.0	10.7	14.5	10.7	15.5	10.7	16.5	10.5
	33	9.7	8.5	11.4	9.6	13.1	10.4	14.0	10.7	14.5	10.7	15.5	10.7	16.5	10.5
	35	9.7	8.5	11.4	9.6	13.1	10.4	14.0	10.7	14.5	10.7	15.5	10.7	16.5	10.5
	37	9.7	8.5	11.4	9.6	13.1	10.4	14.0	10.7	14.5	10.7	15.4	10.6	16.3	10.4
	39	9.7	8.5	11.4	9.6	13.1	10.4	14.0	10.7	14.4	10.6	15.1	10.4	15.9	10.2

5-2. Capacity tables

2) Heating

TC : Total Capacity(kW)

Model	Outdoor temperature (°C)		Indoor temperature (°C, DB)				
			16.0	18.0	20.0	22.0	24.0
			TC	TC	TC	TC	TC
	DB	WB	kW	kW	kW	kW	kW
022	-20	-21	1.5	1.5	1.5	1.5	1.5
	-17	-18	1.6	1.6	1.6	1.6	1.6
	-15	-16	1.7	1.6	1.6	1.6	1.6
	-12	-13	1.8	1.8	1.8	1.8	1.7
	-10	-11	2.0	2.0	1.9	1.9	1.9
	-7	-8	2.3	2.2	2.2	2.0	2.0
	-5	-6	2.4	2.3	2.3	2.2	2.2
	-3	-4	2.5	2.5	2.4	2.3	2.2
	0	-1	2.6	2.5	2.5	2.3	2.2
	3	2.2	2.7	2.6	2.5	2.3	2.2
	5	4.1	2.8	2.7	2.5	2.3	2.2
	7	6	2.8	2.7	2.5	2.3	2.2
	9	7.9	3.0	2.7	2.5	2.3	2.2
	11	9.8	3.0	2.7	2.5	2.3	2.2
	13	12	3.0	2.7	2.5	2.3	2.2
	15	14	3.0	2.7	2.5	2.3	2.2
028	-20	-21	1.9	1.9	1.9	1.9	1.9
	-17	-18	2.0	2.0	2.0	2.0	1.9
	-15	-16	2.1	2.1	2.0	2.0	1.9
	-12	-13	2.2	2.2	2.2	2.1	2.1
	-10	-11	2.3	2.3	2.3	2.3	2.2
	-7	-8	2.5	2.4	2.4	2.4	2.3
	-5	-6	2.6	2.6	2.5	2.5	2.4
	-3	-4	2.8	2.7	2.7	2.6	2.5
	0	-1	2.9	2.8	2.8	2.7	2.6
	3	2.2	3.0	3.0	2.9	2.8	2.7
	5	4.1	3.2	3.1	3.1	2.9	2.7
	7	6	3.3	3.2	3.2	3.0	2.7
	9	7.9	3.4	3.3	3.2	3.0	2.7
	11	9.8	3.5	3.3	3.2	3.0	2.7
	13	12	3.6	3.4	3.2	3.0	2.7
	15	14	3.7	3.4	3.2	3.0	2.7
036	-20	-21	2.4	2.4	2.3	2.3	2.3
	-17	-18	2.6	2.5	2.4	2.4	2.3
	-15	-16	2.7	2.6	2.5	2.5	2.4
	-12	-13	2.8	2.7	2.7	2.6	2.6
	-10	-11	2.9	2.9	2.9	2.8	2.8
	-7	-8	3.1	3.1	3.0	3.0	2.9
	-5	-6	3.3	3.2	3.2	3.1	3.0
	-3	-4	3.4	3.4	3.3	3.2	3.1
	0	-1	3.6	3.6	3.5	3.4	3.2
	3	2.2	3.8	3.7	3.7	3.5	3.4
	5	4.1	3.9	3.9	3.8	3.6	3.4
	7	6	4.1	4.1	4.0	3.7	3.4
	9	7.9	4.2	4.1	4.0	3.7	3.4
	11	9.8	4.4	4.2	4.0	3.7	3.4
	13	12	4.5	4.2	4.0	3.7	3.4
	15	14	4.6	4.3	4.0	3.7	3.4
045	-20	-21	3.1	3.1	2.9	2.9	2.9
	-17	-18	3.2	3.2	3.1	3.0	3.0
	-15	-16	3.3	3.3	3.2	3.1	3.0
	-12	-13	3.5	3.4	3.4	3.3	3.2
	-10	-11	3.7	3.6	3.6	3.5	3.5
	-7	-8	3.9	3.8	3.8	3.7	3.6
	-5	-6	4.1	4.0	4.0	3.9	3.7
	-3	-4	4.3	4.2	4.2	4.0	3.9
	0	-1	4.5	4.4	4.4	4.2	4.0
	3	2.2	4.7	4.7	4.6	4.4	4.2
	5	4.1	4.9	4.9	4.8	4.5	4.2
	7	6	5.1	5.1	5.0	4.6	4.2
	9	7.9	5.3	5.2	5.0	4.6	4.2
	11	9.8	5.5	5.2	5.0	4.6	4.2
	13	12	5.6	5.3	5.0	4.6	4.2
	15	14	5.8	5.4	5.0	4.6	4.2
056	-20	-21	3.9	3.8	3.8	3.7	3.7
	-17	-18	4.0	4.0	3.9	3.8	3.8
	-15	-16	4.2	4.1	4.0	3.9	3.8
	-12	-13	4.4	4.3	4.2	4.2	4.1
	-10	-11	4.6	4.6	4.5	4.4	4.4
	-7	-8	4.9	4.8	4.8	4.7	4.5
	-5	-6	5.2	5.1	5.0	4.9	4.7
	-3	-4	5.4	5.3	5.3	5.1	4.9
	0	-1	5.7	5.6	5.5	5.3	5.0
	3	2.2	5.9	5.9	5.8	5.6	5.3
	5	4.1	6.2	6.1	6.0	5.7	5.3
	7	6	6.5	6.4	6.3	5.8	5.3
	9	7.9	6.7	6.5	6.3	5.8	5.3
	11	9.8	6.9	6.6	6.3	5.8	5.3
	13	12	7.1	6.7	6.3	5.8	5.3
	15	14	7.3	6.8	6.3	5.8	5.3

TC : Total Capacity(kW)

Model	Outdoor temperature (ºC)		Indoor temperature (ºC, DB)				
			16.0	18.0	20.0	22.0	24.0
			TC	TC	TC	TC	TC
	DB	WB	kW	kW	kW	kW	kW
071	-20	-21	4.9	4.9	4.8	4.7	4.7
	-17	-18	5.1	5.0	4.9	4.8	4.8
	-15	-16	5.3	5.2	5.1	4.9	4.8
	-12	-13	5.6	5.5	5.4	5.3	5.2
	-10	-11	5.9	5.8	5.7	5.6	5.6
	-7	-8	6.2	6.1	6.0	5.9	5.8
	-5	-6	6.5	6.5	6.4	6.2	6.0
	-3	-4	6.9	6.8	6.7	6.4	6.2
	0	-1	7.2	7.1	7.0	6.7	6.4
	3	2.2	7.6	7.5	7.3	7.1	6.8
	5	4.1	7.9	7.8	7.7	7.2	6.8
	7	6	8.2	8.1	8.0	7.4	6.8
	9	7.9	8.5	8.2	8.0	7.4	6.8
	11	9.8	8.7	8.4	8.0	7.4	6.8
	13	12	9.0	8.5	8.0	7.4	6.8
	15	14	9.2	8.6	8.0	7.4	6.8
090	-20	-21	6.0	6.0	5.9	5.8	5.8
	-17	-18	6.3	6.3	6.1	6.0	5.9
	-15	-16	6.7	6.5	6.3	6.1	6.0
	-12	-13	7.0	6.9	6.7	6.6	6.5
	-10	-11	7.3	7.2	7.1	7.0	7.0
	-7	-8	7.8	7.7	7.6	7.4	7.2
	-5	-6	8.2	8.1	8.0	7.7	7.5
	-3	-4	8.6	8.5	8.4	8.1	7.7
	0	-1	9.0	8.9	8.8	8.4	8.0
	3	2.2	9.4	9.3	9.2	8.8	8.4
	5	4.1	9.9	9.7	9.6	9.0	8.4
	7	6	10.3	10.1	10.0	9.2	8.4
	9	7.9	10.6	10.3	10.0	9.2	8.4
	11	9.8	10.9	10.5	10.0	9.2	8.4
	13	12	11.2	10.6	10.0	9.2	8.4
	15	14	11.6	10.8	10.0	9.2	8.4
112	-20	-21	7.4	7.4	7.3	7.3	7.3
	-17	-18	8.0	7.8	7.6	7.5	7.4
	-15	-16	8.4	8.1	7.9	7.7	7.5
	-12	-13	8.8	8.6	8.4	8.2	8.1
	-10	-11	9.2	9.0	8.9	8.8	8.7
	-7	-8	9.7	9.6	9.4	9.2	9.0
	-5	-6	10.2	10.1	9.9	9.6	9.3
	-3	-4	10.7	10.6	10.5	10.1	9.7
	0	-1	11.3	11.1	11.1	10.5	10.0
	3	2.2	11.8	11.6	11.5	11.0	10.6
	5	4.1	12.3	12.2	12.0	11.3	10.6
	7	6	12.9	12.7	12.5	11.5	10.6
	9	7.9	13.3	12.9	12.5	11.5	10.6
	11	9.8	13.7	13.1	12.5	11.5	10.6
	13	12	14.0	13.3	12.5	11.5	10.6
	15	14	14.4	13.5	12.5	11.5	10.6
128	-20	-21	8.1	8.1	8.0	8.0	8.0
	-17	-18	8.7	8.5	8.4	8.3	8.1
	-15	-16	9.2	9.0	8.7	8.5	8.2
	-12	-13	9.7	9.5	9.3	9.1	8.9
	-10	-11	10.1	10.0	9.9	9.7	9.6
	-7	-8	10.7	10.6	10.4	10.2	10.0
	-5	-6	11.3	11.1	11.0	10.7	10.3
	-3	-4	11.9	11.7	11.5	11.1	10.7
	0	-1	12.4	12.3	12.1	11.6	11.0
	3	2.2	13.0	12.9	12.7	12.2	11.7
	5	4.1	13.6	13.4	13.2	12.4	11.7
	7	6	14.2	14.0	13.8	12.7	11.7
	9	7.9	14.6	14.2	13.8	12.7	11.7
	11	9.8	15.1	14.4	13.8	12.7	11.7
	13	12	15.5	14.7	13.8	12.7	11.7
	15	14	15.9	14.9	13.8	12.7	11.7
140	-20	-21	9.5	9.5	9.4	9.4	9.3
	-17	-18	10.1	9.9	9.6	9.6	9.4
	-15	-16	10.7	10.4	10.1	9.8	9.5
	-12	-13	11.2	11.0	10.8	10.6	10.3
	-10	-11	11.7	11.6	11.4	11.3	11.1
	-7	-8	12.4	12.2	12.1	11.8	11.5
	-5	-6	13.1	12.9	12.7	12.3	12.0
	-3	-4	13.8	13.6	13.4	12.9	12.4
	0	-1	14.4	14.2	14.0	13.4	12.8
	3	2.2	15.1	14.9	14.7	14.1	13.5
	5	4.1	15.8	15.6	15.3	14.4	13.5
	7	6	16.5	16.2	16.0	14.8	13.5
	9	7.9	17.0	16.5	16.0	14.8	13.5
	11	9.8	17.5	16.7	16.0	14.8	13.5
	13	12	18.0	17.0	16.0	14.8	13.5
	15	14	18.5	17.2	16.0	14.8	13.5

5-3. Dimensional drawing

1) AM022/028/036FNLDEH✳✳✳

Unit:mm

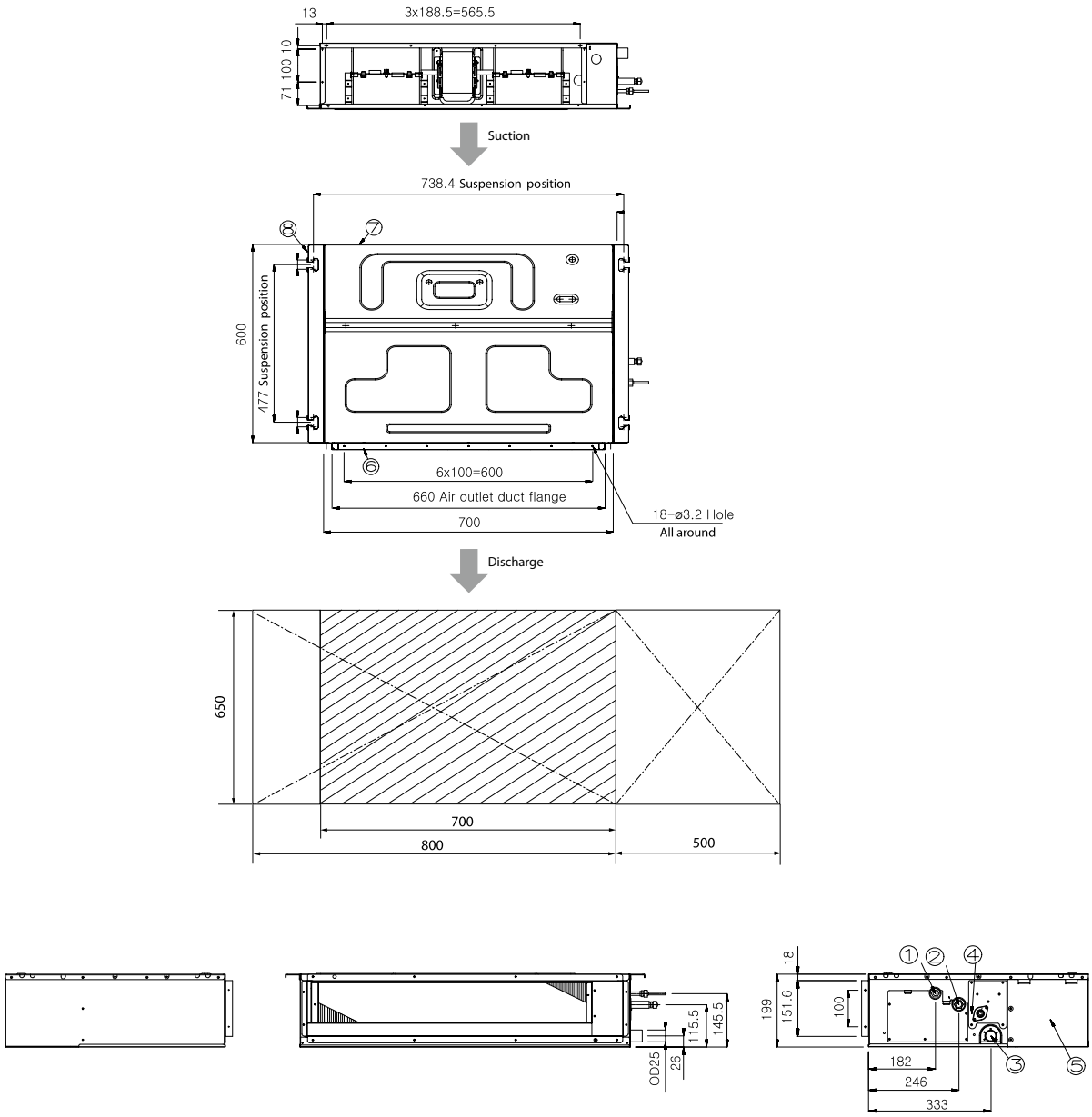

No.	Name	Description		
		2.2kW	2.8kW	3.6kW
①	Liquid pipe connection	Ø6.35 Flare		
②	Gas pipe connection	Ø12.70 Flare		
③	Drain pipe connection without optional drain pump kits	VP25 (OD 32, ID 25)		
④	Drain pipe connection with optional drain pump kits	VP25 (OD 32, ID 25)		
⑤	Power supply/Communication connection	-		
⑥	Power supply connection	-		
⑦	Air discharge grille flange	-		
⑧	Hook	3/8″ or M10		

2) AM045/056FNLDEH✳✳✳

Unit:mm

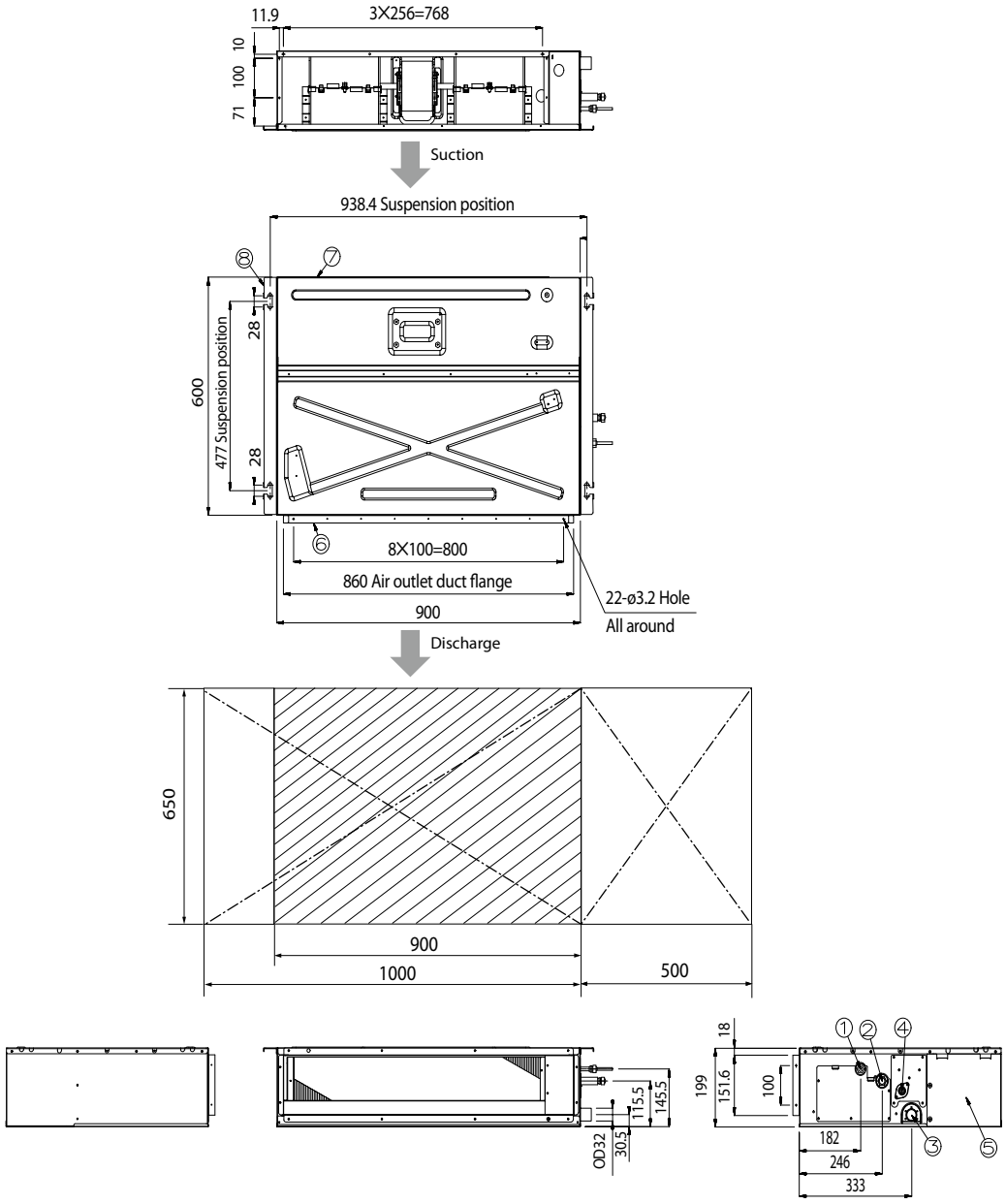

No.	Name	Description	
		4.5kW	5.6kW
①	Liquid pipe connection	Ø6.35 Flare	
②	Gas pipe connection	Ø12.70 Flare	
③	Drain pipe connection without optional drain pump kits	VP25 (OD 32, ID 25)	
④	Drain pipe connection with optional drain pump kits	VP25 (OD 32, ID 25)	
⑤	Control unit	-	
⑥	Conduit for power supply & communication wiring	-	
⑦	Return air side	-	
⑧	Air outlet duct flange	-	

5-3. Dimensional drawing

3) AM071FNLDEH✳✳✳

Unit:mm

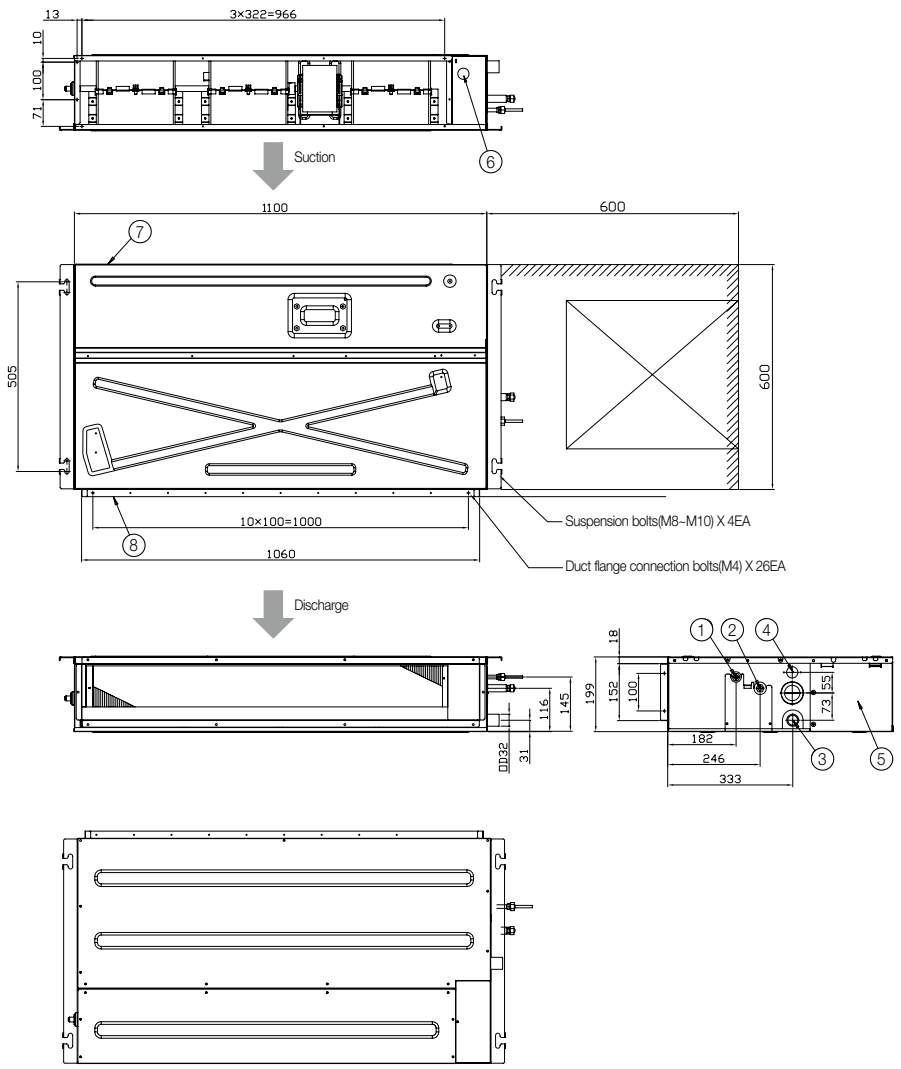

No.	Name	Description
		7.1kW
①	Liquid pipe connection	Ø9.52 Flare
②	Gas pipe connection	Ø15.88 Flare
③	Drain pipe connection without optional drain pump kits	VP25 (OD 32, ID 25)
④	Drain pipe connection with optional drain pump kits	VP25 (OD 32, ID 25)
⑤	Control unit	
⑥	Conduit for power supply & communication wiring	
⑦	Return air side	
⑧	Air outlet duct flange	

4) AM090/112/128/140FNLDEH✳✳✳

Unit:mm

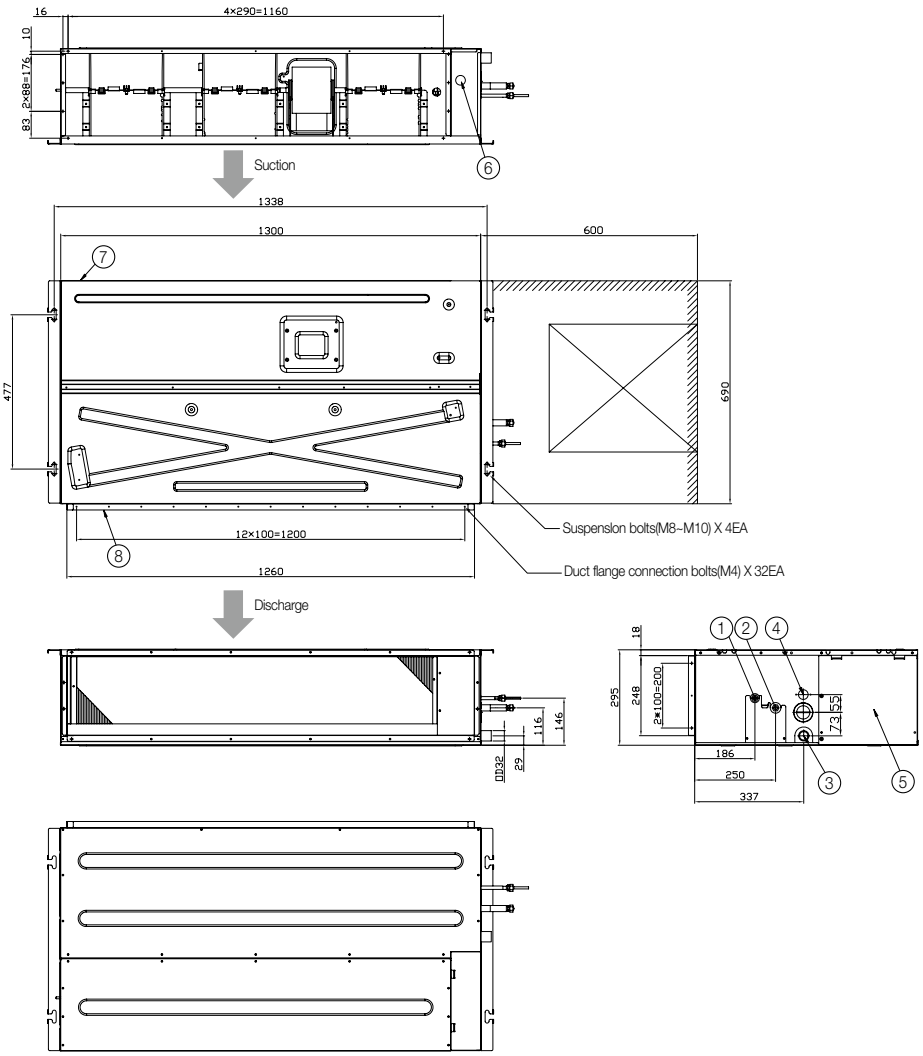

No.	Name	Description			
		9.0kW	11.2kW	12.8kW	14.0kW
①	Liquid pipe connection	Ø9.52 Flare			
②	Gas pipe connection	Ø15.88 Flare			
③	Drain pipe connection without optional drain pump kits	VP25 (OD 32, ID 25)			
④	Drain pipe connection with optional drain pump kits	VP25 (OD 32, ID 25)			
⑤	Control unit	-			
⑥	Conduit for power supply & communication wiring	-			
⑦	Return air side	-			
⑧	Air outlet duct flange	-			

5-4. Electrical wiring diagram

1) AM022/028/036/045/056/071FNLDEH✳✳✳

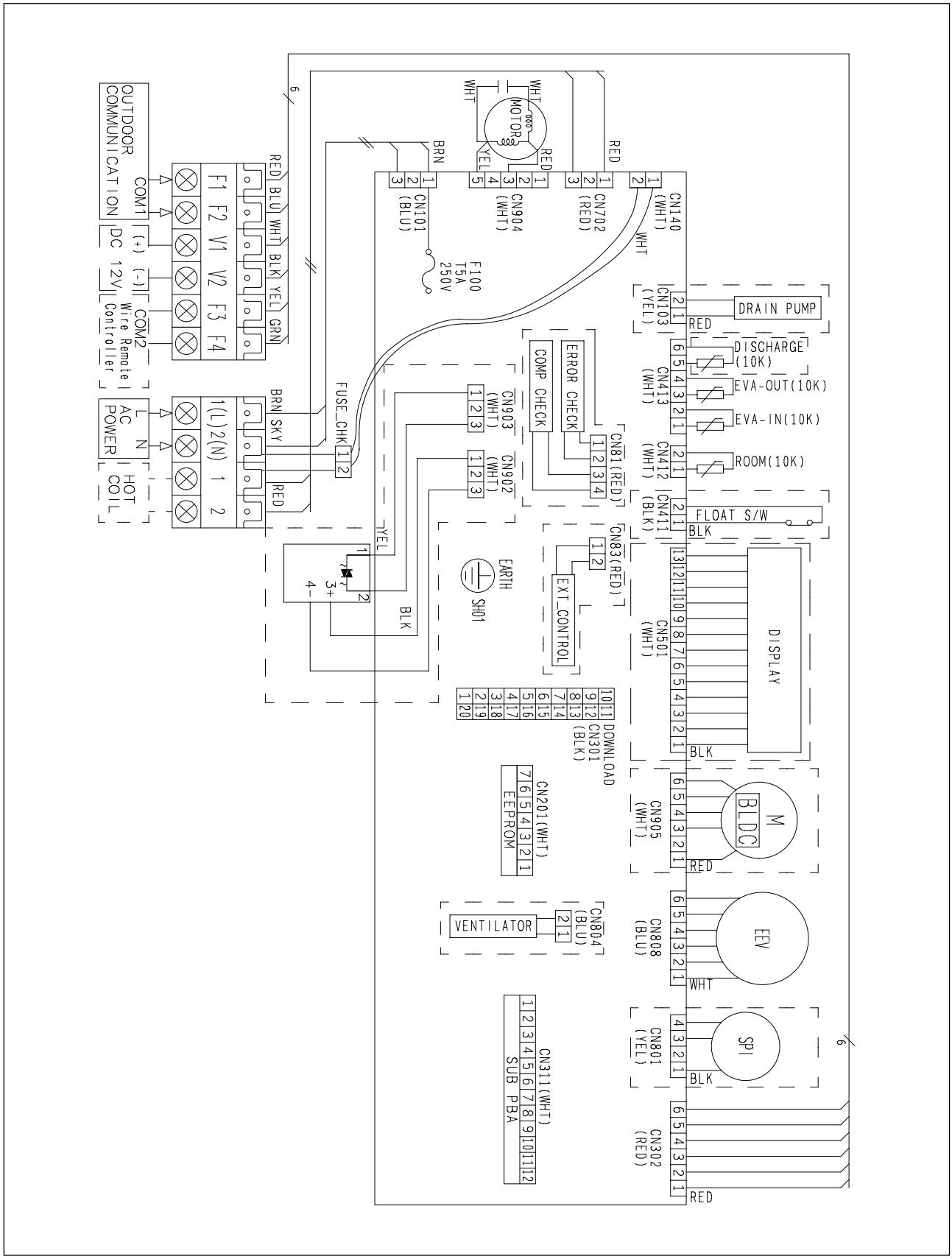

2) AM090/112/128/140FNLDEH✳✳✳

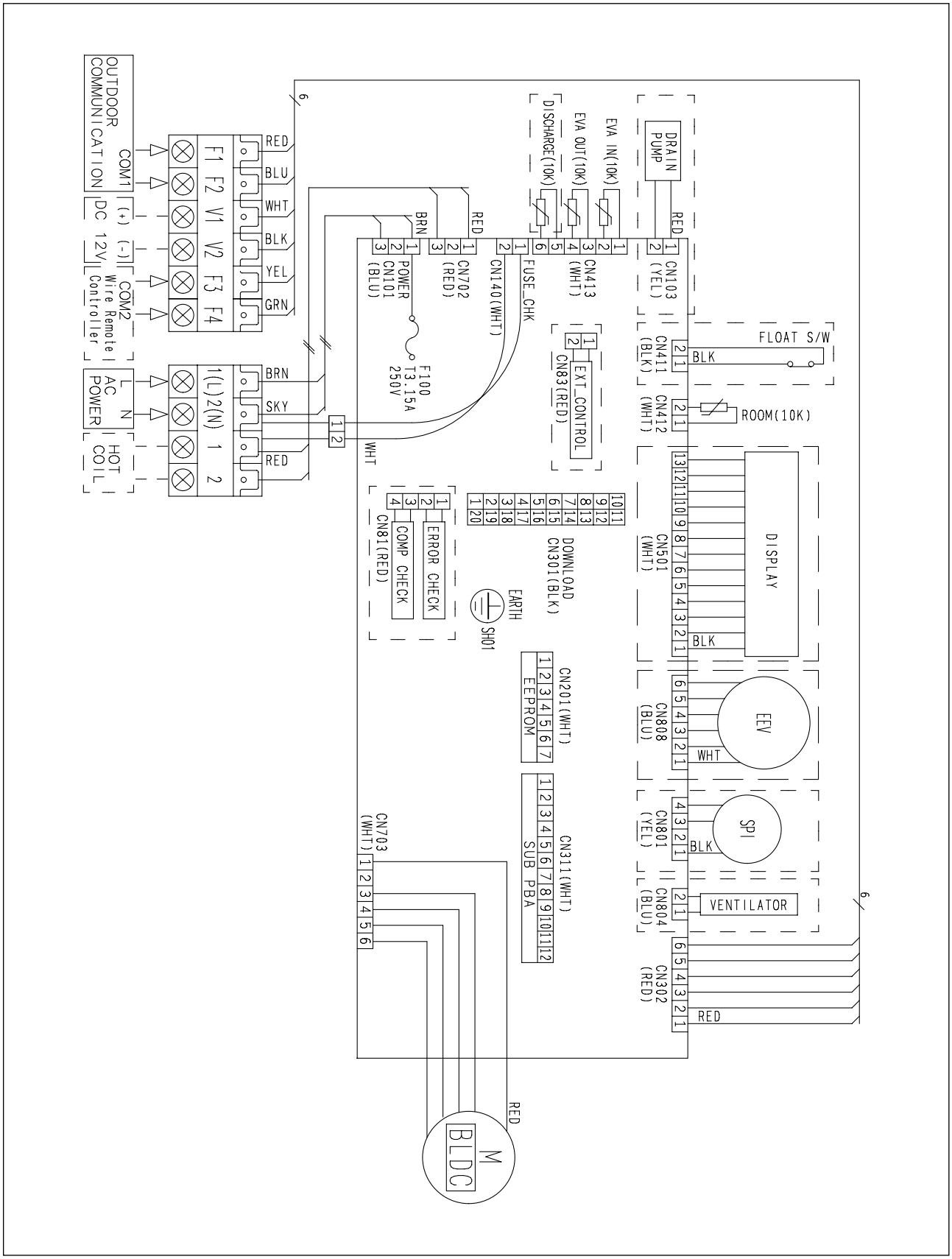

5-5. Sound pressure level

1) Operation sound level

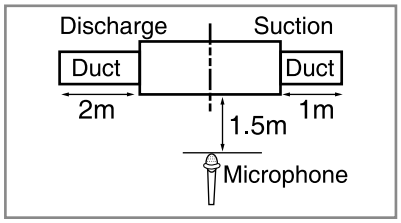

Unit : dB(A)

Model	High	Low
AM022FNLDEH✳✳✳	26	21
AM028FNLDEH✳✳✳	28	23
AM036FNLDEH✳✳✳	32	27
AM045FNLDEH✳✳✳	35	26
AM056FNLDEH✳✳✳	36	31

Model	High	Low
AM071FNLDEH✳✳✳	38	33
AM090FNLDEH✳✳✳	37	34
AM112FNLDEH✳✳✳	37	34
AM128FNLDEH✳✳✳	37	34
AM140FNLDEH✳✳✳	39	36

☑ *Note*

- ◆ These operation values were obtained in an anechoic room. Sound pressure level will vary depending on a range of factors such as the construction of the particular room where the equipment is installed.
- ◆ Operation sound level may differ depending on operation and ambient conditions.

2) NC curves

(1) AM022FNLDEH✳✳✳

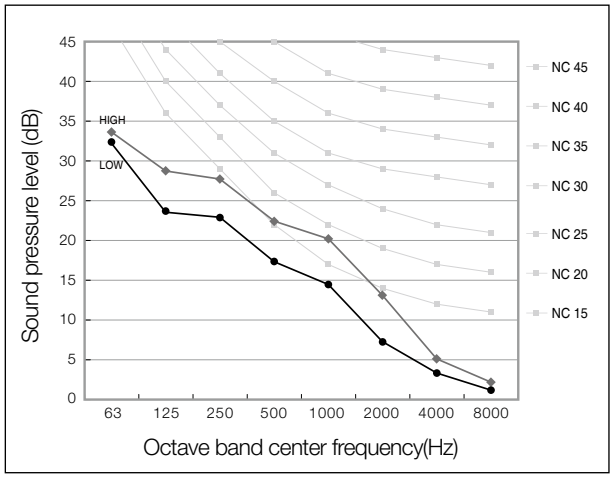

(2) AM028FNLDEH✳✳✳

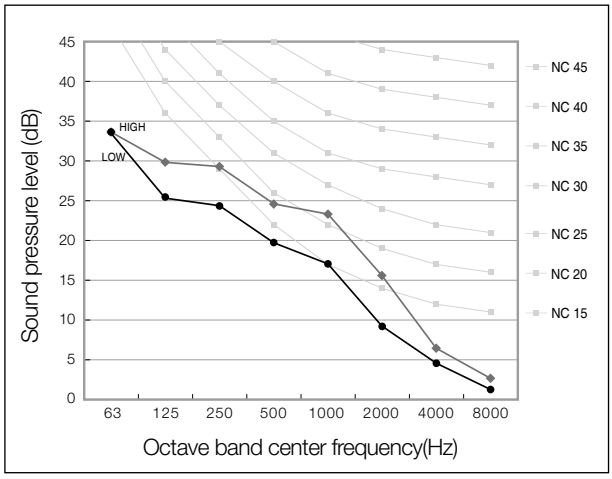

(3) AM036FNLDEH✳✳✳

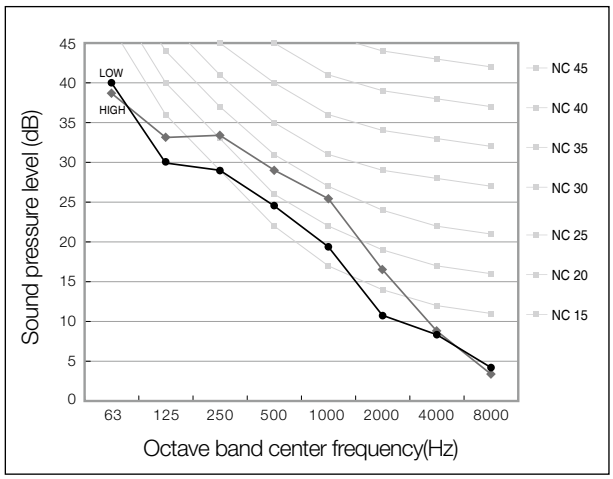

(4) AM045FNLDEH✳✳✳

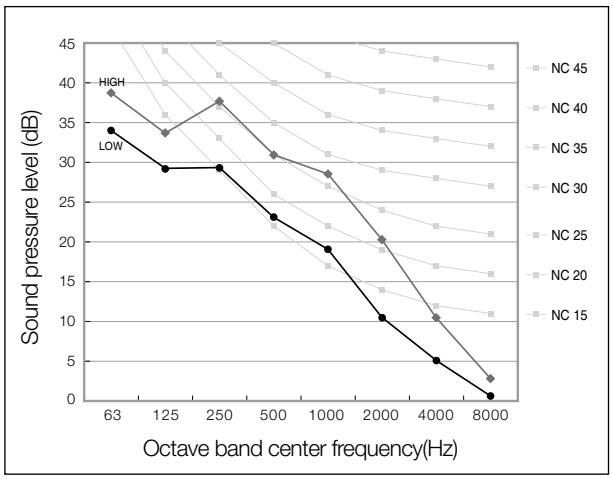

(5) AM056FNLDEH✳✳✳

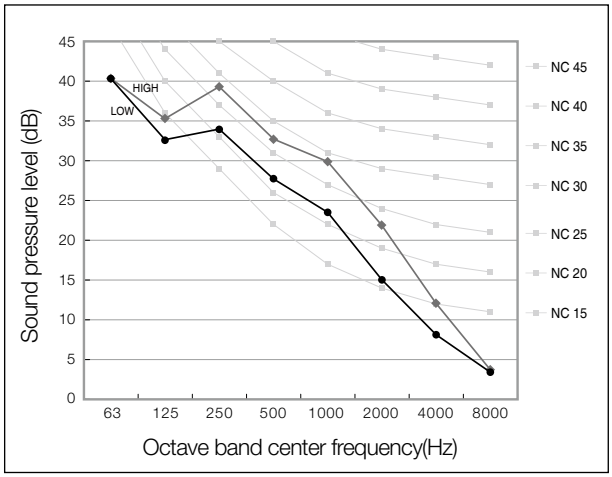

(6) AM071FNLDEH✳✳✳

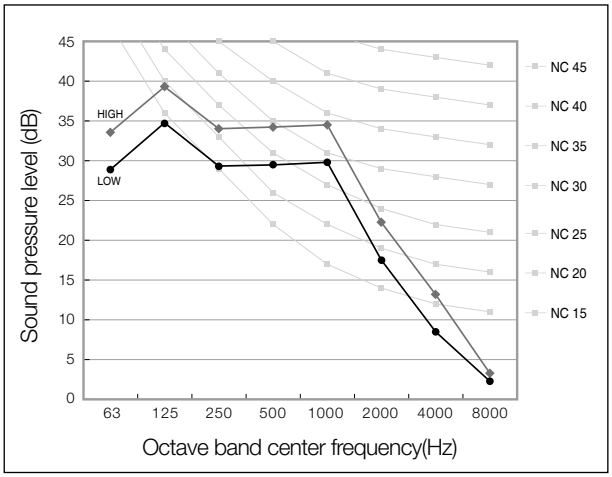

(7) AM090FNLDEH✳✳✳

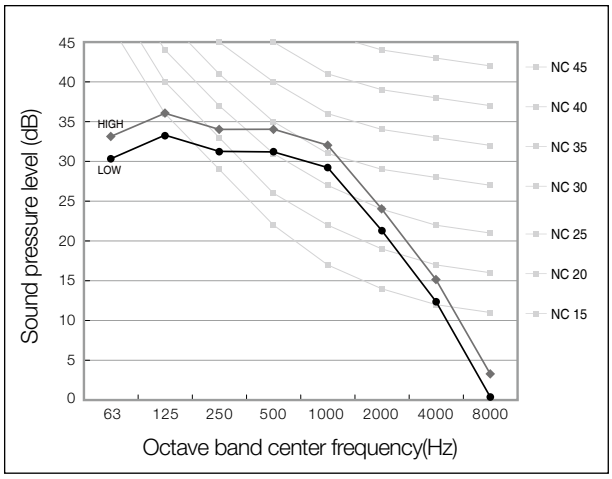

(8) AM112FNLDEH✳✳✳

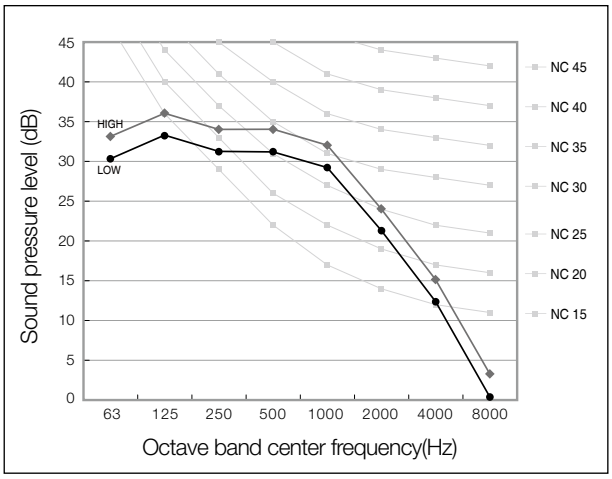

(9) AM128FNLDEH✳✳✳

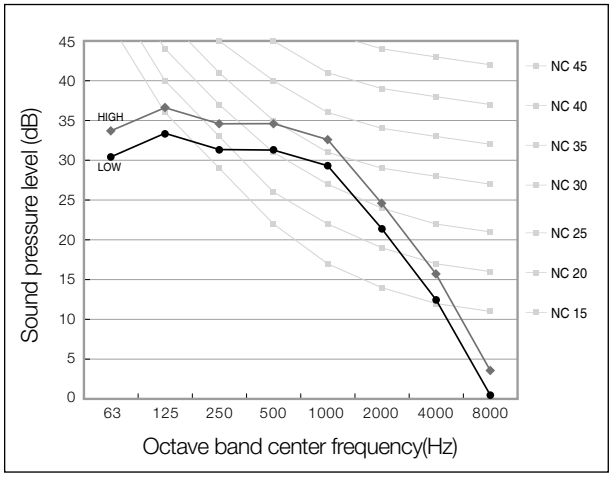

(10) AM140FNLDEH✳✳✳

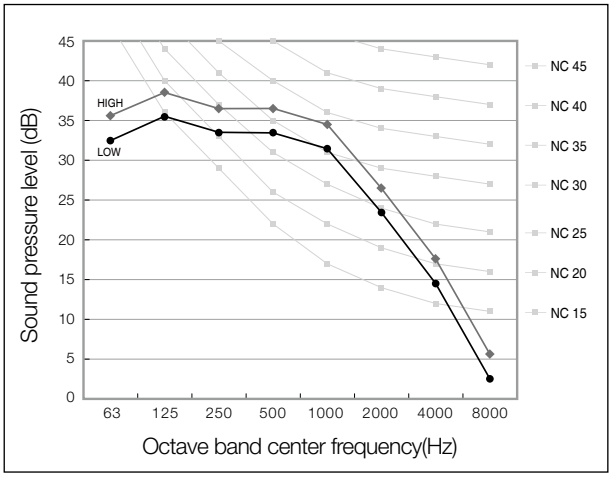

5-6. Recommended operation range

◆ Adjust option code according to the actual installation condition (external static pressure).

(1) AM022FNLDEH✳✳✳

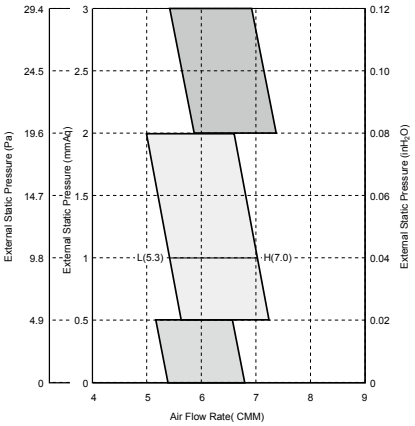

External Static pressure (mmAq)	Option code
0	010054-125A80-201616-331110
2	010054-125AC3-201616-331110
4	010054-125E08-201616-331110

(2) AM028FNLDEH✳✳✳

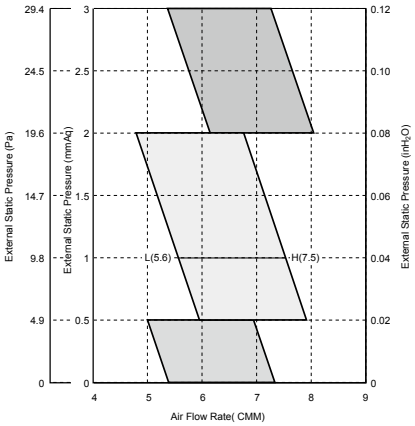

External Static pressure (mmAq)	Option code
0	010054-125AE2-201C1C-331110
2	010054-125E15-201C1C-331110
4	010054-125E7A-201C1C-331110

(3) AM036FNLDEH✳✳✳

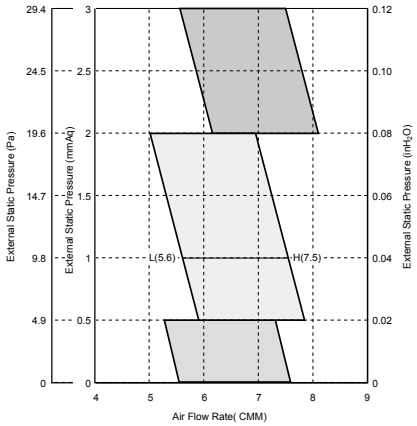

External Static pressure (mmAq)	Option code
0	010054-125E35-202424-331110
2	010054-125E68-202424-331110
4	010054-125ECD-202424-331110

(4) AM045FNLDEH✳✳✳

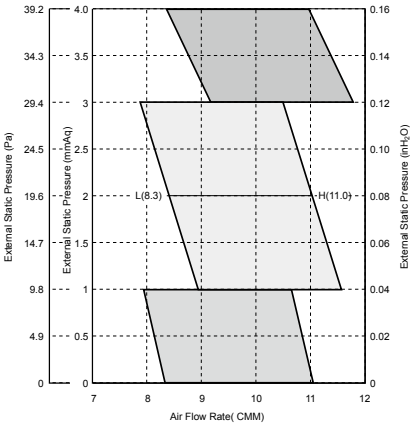

External Static pressure (mmAq)	Option code
0	010054-12599F-202D2D-331110
2	010054-125AE2-202D2D-331110
4	010054-125EF6-202D2D-331110

(5) AM056FNLDEH✳✳✳

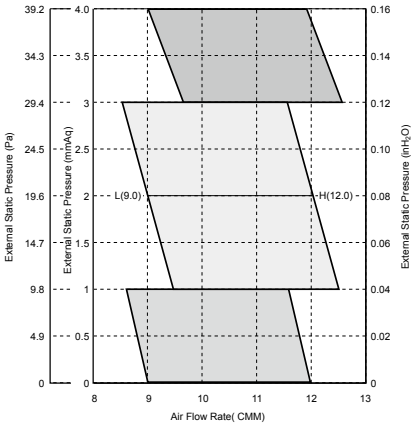

External Static pressure (mmAq)	Option code
0	010054-125AC1-203838-331110
2	010054-125E34-203838-331110
4	010054-125EF9-203838-331110

(6) AM071FNLDEH✳✳✳

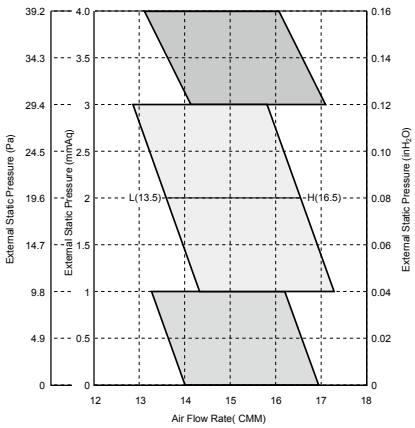

External Static pressure (mmAq)	Option code
0	010054-1259BB-204747-331110
2	010054-125D9E-204747-331110
4	010054-125EF4-204747-331110

☑ ***Note***

◆ ESP = External Static Pressure

◆ The graphs display the available external static pressure range of installed indoor units. Therefore, they do not reflect the actual change of external static pressure and airflow rate according to adjusted airflow (High-Mid-Low) of installed indoor units.

(7) AM090FNLDEH✳✳✳

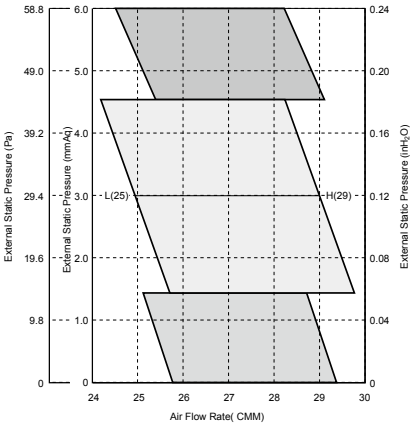

External Static pressure (mmAq)	Option code
0	010054-1B596C-205A5A-331110
3	010054-1B5AD4-205A5A-331110
6	010054-1B5E2A-205A5A-331110

(8) AM112FNLDEH✳✳✳

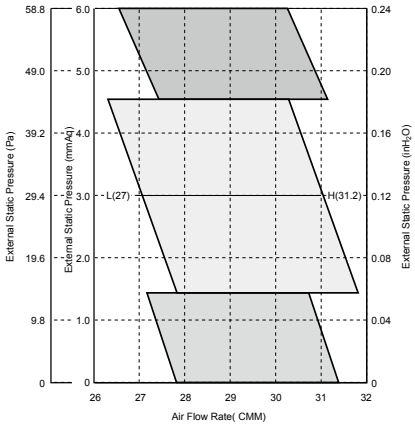

External Static pressure (mmAq)	Option code
0	010054-1B596C-207070-331110
3	010054-1B5AD4-207070-331110
6	010054-1B5E2A-207070-331110

(9) AM128FNLDEH✳✳✳

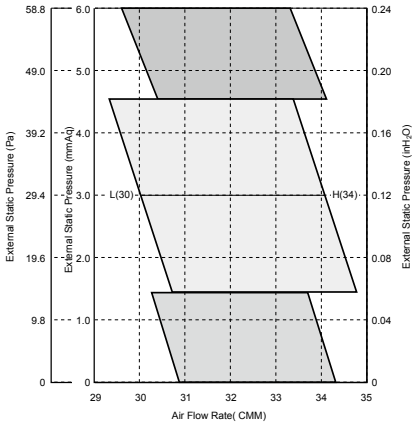

External Static pressure (mmAq)	Option code
0	010054-1B5AF5-208080-331110
3	010054-1B5E4B-208080-331110
6	010054-1B5E8F-208080-331110

(10) AM140FNLDEH✳✳✳

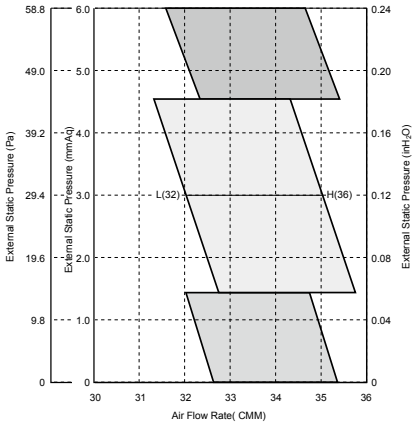

External Static pressure (mmAq)	Option code
0	010054-1B5E34-208C8C-331110
3	010054-1B5E7F-208C8C-331110
6	010054-1B5FC3-208C8C-331110

☑ ***Note***

- ESP = External Static Pressure
- The graphs display the available external static pressure range of installed indoor units. Therefore, they do not reflect the actual change of external static pressure and airflow rate according to adjusted airflow (High-Mid-Low) of installed indoor units.

INDOOR UNIT

6 MSP(Middle static pressure) duct

(AM✳✳✳FNMDEH✳✳✳)

6-1. Specifications

1) Technical specifications

Model				AM022FNMDEH✳✳✳	AM028FNMDEH✳✳✳	AM036FNMDEH✳✳✳	AM045FNMDEH✳✳✳	AM056FNMDEH✳✳✳
Power Supply			Ø, #, V, Hz	1,2,220-240,50	1,2,220-240,50	1,2,220-240,50	1,2,220-240,50	1,2,220-240,50
Mode *1)			-	HP/HR	HP/HR	HP/HR	HP/HR	HP/HR
Performance	Capacity (Nominal)	Cooling *2)	kW	2.2	2.8	3.6	4.5	5.6
			Btu/h	7,500	9,600	12,300	15,400	19,100
		Heating *3)	kW	2.5	3.2	4.0	5.0	6.3
			Btu/h	8,500	10,900	13,600	17,100	21,500
Power	Power Input (Nominal)	Cooling *2)	W	80	80	85	125	130
		Heating *3)		80	80	85	125	130
	Current Input (Nominal)	Cooling *2)	A	0.40	0.40	0.55	1.15	1.10
		Heating *3)		0.40	0.40	0.55	1.15	1.10
Fan	Motor	Type	-	Sirocco Fan	Sirocco Fan	Sirocco Fan	Sirocco Fan	Sirocco Fan
		Output	W	69	69	112	219	124
		Number of unit	EA	1	1	1	1	1
	Air Flow Rate	H/M/L (UL)	CMM	8.50/7.50/6.30	10.00/9.20/7.50	12.00/10.20/8.80	14.00/12.00/10.50	14.50/13.00/11.50
			l/s	141.67/125.00/105.00	166.67/153.33/125.00	200.00/170.00/146.67	233.33/200.00/175.00	241.67/216.67/191.67
	External Static Pressure	Mid/Std/Max	mmAq	0.00/2.00/6.00	0.00/2.00/6.00	0.00/2.00/6.00	0.00/4.00/8.00	0.00/4.00/8.00
			Pa	0.00/19.61/58.84	0.00/19.61/58.84	0.00/19.61/58.84	0.00/39.23/78.45	0.00/39.23/78.45
			WG	0/0.079/0.236	0/0.079/0.236	0/0.079/0.236	0/0.157/0.314	0/0.157/0.314
Option Code			-	010054-1350EA-201616-331110	010054-13542C-201C1C-331110	010054-1350F8-202424-331110	010054-125583-202D2D-331110	010054-1255C5-203838-331110
Piping Connections	Liquid Pipe		Ø, mm	6.35	6.35	6.35	6.35	6.35
			Ø, inch	1/4	1/4	1/4	1/4	1/4
	Gas Pipe		Ø, mm	12.70	12.70	12.70	12.70	12.70
			Ø, inch	1/2	1/2	1/2	1/2	1/2
	Drain Pipe		Ø, mm	VP25 (OD 32,ID 25)	VP25 (OD 32,ID 25)	VP25 (OD 32,ID 25)	VP25 (OD 32,ID 25)	VP25 (OD 32,ID 25)
Field Wiring	Power Source Wire	Below 20m/ over 20m	mm^2	1.5/2.5	1.5/2.5	1.5/2.5	1.5/2.5	1.5/2.5
	Transmission Cable		mm^2	0.75~1.5	0.75~1.5	0.75~1.5	0.75~1.5	0.75~1.5
Refrigerant	Type		-	R410A	R410A	R410A	R410A	R410A
	Control Method		-	EEV INCLUDED	EEV INCLUDED	EEV INCLUDED	EEV INCLUDED	EEV INCLUDED
Sound	Sound pressure	High / Mid / Low *4)	dBA	23 / 21 / 19	24 / 22 / 19	29 / 27 / 24	32 / 30 / 28	35 / 33 / 31
Dimensions	Net Weight		kg	23.50	23.50	23.50	29.00	29.00
	Shipping Weight		kg	28.00	28.00	28.00	33.00	33.00
	Net Dimensions (WxHxD)		mm	900 x 199 x 600	900 x 199 x 600	900 x 199 x 600	900 x 260 x 480	900 x 260 x 480
	Shipping Dimensions (WxHxD)		mm	1150 x 280 x 710	1150 x 280 x 710	1150 x 280 x 710	1170 x 340 x 595	1170 x 340 x 595
Panel Size	Panel Model		-	-	-	-	-	-
	Net Weight		kg	-	-	-	-	-
	Shipping Weight		kg	-	-	-	-	-
	Net Dimensions (WxHxD)		mm	-	-	-	-	-
	Shipping Dimensions (WxHxD)		mm	-	-	-	-	-
Additional Accessories	Drain Pump	Drain Pump	-	MDP-E075SEE3D	MDP-E075SEE3D	MDP-E075SEE3D	MDP-M075SGU3D	MDP-M075SGU3D
		Max. Lifting Height/ Displacement	mm/liter/h	750 / 24	750 / 24	750 / 24	750 / 24	750 / 24
	Air Filter		-	Long life filter	Long life filter	Long life filter	Long life filter	Long life filter

* Specifications may be subject to change without prior notice for product improvement.

*1) Mode
- HP : Heat Pump, HR : Heat Recovery

*2) Nominal cooling capacities are based on;
- Indoor temperature : 27°C DB, 19°C WB
- Outdoor temperature : 35°C DB, 24°C WB, Equivalent refrigerant piping : 7.5m, Level differences : 0m

*3) Nominal heating capacities are based on;
- Indoor temperature : 20°C DB, 15°C WB
- Outdoor temperature : 7°C DB, 6°C WB, Equivalent refrigerant piping : 7.5m, Level differences : 0m

*4) Sound pressure was acquired in an anechoic room. Thus actual noise level may be different depending on the installation conditions.

Model				AM071FNMDEH✳✳✳	AM090FNMDEH✳✳✳	AM112FNMDEH✳✳✳	AM128FNMDEH✳✳✳	AM140FNMDEH✳✳✳
Power Supply			Ø, #, V, Hz	1,2,220-240,50	1,2,220-240,50	1,2,220-240,50	1,2,220-240,50	1,2,220-240,50
Mode *1)			-	HP/HR	HP/HR	HP/HR	HP/HR	HP/HR
Performance	Capacity (Nominal)	Cooling*2)	kW	7.1	9.0	11.2	12.8	14.0
			Btu/h	24,200	30,700	38,200	43,700	47,800
		Heating*3)	kW	8.0	10.0	12.5	13.8	16.0
			Btu/h	27,300	34,100	42,700	47,100	54,600
Power	Power Input (Nominal)	Cooling*2)	W	190	240	260	370	410
		Heating*3)		190	240	260	370	410
	Current Input (Nominal)	Cooling*2)	A	1.25	1.30	1.17	1.67	1.86
		Heating*3)		1.25	1.30	1.17	1.67	1.86
Fan	Motor	Type	-	Sirocco Fan	Sirocco Fan	Sirocco Fan	Sirocco Fan	Sirocco Fan
		Output	W	124	130	130	218	218
		Number of unit	EA	1	1	1	1	1
	Air Flow Rate	H/M/L (UL)	CMM	18.50/17.00/15.50	19.50/18.00/16.50	27.00/25.00/23.00	32.00/30.00/28.00	37.00/34.00/31.00
			l/s	308.33/283.33/258.33	325.00/300.00/275.00	450.00/416.67/383.33	533.33/500.00/466.67	616.67/566.67/516.67
	External Static Pressure	Mid/Std/Max	mmAq	0.00/4.00/8.00	4.00/6.00/8.00	4.00/8.00/12.00	4.00/8.00/14.00	4.00/8.00/14.00
			Pa	0.00/39.23/78.45	39.23/58.84/78.45	39.23/78.45/117.68	39.23/78.45/137.29	39.23/78.45/137.29
			WG	0/0.157/0.314	0.157/0.236/0.315	0.236/0.314/0.472	0.236/0.314/0.553	0.236/0.314/0.553
Option Code			-	010054-125979-204747-331110	010054-125D29-205A5A-331110	010054-122EBB-207070-331110	010054-122A80-208080-331110	010054-122E24-208C8C-331110
Piping Connections	Liquid Pipe		Ø, mm	9.52	9.52	9.52	9.52	9.52
			Ø, inch	3/8	3/8	3/8	3/8	3/8
	Gas Pipe		Ø, mm	15.88	15.88	15.88	15.88	15.88
			Ø, inch	5/8	5/8	5/8	5/8	5/8
	Drain Pipe		Ø, mm	VP25 (OD 32,ID 25)	VP25 (OD 32,ID 25)	VP25 (OD 32,ID 25)	VP25 (OD 32,ID 25)	VP25 (OD 32,ID 25)
Field Wiring	Power Source Wire	Below 20m/ over 20m	mm^2	1.5/2.5	1.5/2.5	1.5/2.5	1.5/2.5	1.5/2.5
	Transmission Cable		mm^2	0.75~1.5	0.75~1.5	0.75~1.5	0.75~1.5	0.75~1.5
Refrigerant	Type		-	R410A	R410A	R410A	R410A	R410A
	Control Method		-	EEV INCLUDED	EEV INCLUDED	EEV INCLUDED	EEV INCLUDED	EEV INCLUDED
Sound	Sound pressure	High / Mid / Low*4)	dBA	39 / 35 / 31	40 / 37 / 34	41 / 40 / 38	41 / 40 / 38	42 / 39 / 36
Dimensions	Net Weight		kg	29.00	34.00	36.00	52.00	52.00
	Shipping Weight		kg	33.00	39.00	42.00	59.00	59.00
	Net Dimensions (WxHxD)		mm	900 x 260 x 480	1150 x 260 x 480	1150 x 320 x 480	1200 x 360 x 650	1200 x 360 x 650
	Shipping Dimensions (WxHxD)		mm	1170 x 340 x 595	1420 x 340 x 595	1420 x 400 x 595	1480 x 420 x 790	1480 x 420 x 790
Panel Size	Panel Model		-	-	-	-	-	-
	Net Weight		kg	-	-	-	-	-
	Shipping Weight		kg	-	-	-	-	-
	Net Dimensions (WxHxD)		mm	-	-	-	-	-
	Shipping Dimensions (WxHxD)		mm	-	-	-	-	-
Additional Accessories	Drain Pump	Drain Pump	-	MDP-M075SGU3D	MDP-M075SGU1D	MDP-M075SGU1D	MDP-M075SGU2D	MDP-M075SGU2D
		Max. Lifting Height/ Displacement	mm/liter/h	750 / 24	750 / 24	750 / 24	750 / 24	750 / 24
	Air Filter		-	Long life filter	Long life filter	Long life filter	Long life filter	Long life filter

* Specifications may be subject to change without prior notice for product improvement.

*1) Mode
- HP : Heat Pump, HR : Heat Recovery

*2) Nominal cooling capacities are based on;
- Indoor temperature : 27°C DB, 19°C WB
- Outdoor temperature : 35°C DB, 24°C WB, Equivalent refrigerant piping : 7.5m, Level differences : 0m

*3) Nominal heating capacities are based on;
- Indoor temperature : 20°C DB, 15°C WB
- Outdoor temperature : 7°C DB, 6°C WB, Equivalent refrigerant piping : 7.5m, Level differences : 0m

*4) Sound pressure was acquired in an anechoic room. Thus actual noise level may be different depending on the installation conditions.

6-2. Capacity tables

1) Cooling

TC : Total Capacity(kW), SHC : Sensible Heat Capacity(kW)

Model	Outdoor temperature (ºC, DB)	Indoor temperature (ºC, WB)													
		20 (ºC, DB) 14 (ºC, WB)		23 (ºC, DB) 16 (ºC, WB)		26 (ºC, DB) 18 (ºC, WB)		27 (ºC, DB) 19 (ºC, WB)		28 (ºC, DB) 20 (ºC, WB)		30 (ºC, DB) 22 (ºC, WB)		32 (ºC, DB) 24 (ºC, WB)	
		TC	SHC	TC	SHC	TC	SHC	TC	SHC	TC	SHC	TC	SHC	TC	SHC
022	10	1.5	1.3	1.8	1.5	2.1	1.7	2.2	1.7	2.3	1.7	2.5	1.8	2.6	1.6
	12	1.5	1.3	1.8	1.5	2.1	1.7	2.2	1.7	2.3	1.7	2.5	1.8	2.6	1.6
	14	1.5	1.3	1.8	1.5	2.1	1.7	2.2	1.7	2.3	1.7	2.5	1.8	2.6	1.6
	16	1.5	1.3	1.8	1.5	2.1	1.7	2.2	1.7	2.3	1.7	2.4	1.7	2.6	1.6
	18	1.5	1.3	1.8	1.5	2.1	1.7	2.2	1.7	2.3	1.7	2.4	1.7	2.6	1.6
	20	1.5	1.3	1.8	1.5	2.1	1.7	2.2	1.7	2.3	1.7	2.4	1.7	2.6	1.6
	21	1.5	1.3	1.8	1.5	2.1	1.7	2.2	1.7	2.3	1.7	2.4	1.7	2.6	1.6
	23	1.5	1.3	1.8	1.5	2.1	1.7	2.2	1.7	2.3	1.7	2.4	1.7	2.6	1.6
	25	1.5	1.3	1.8	1.5	2.1	1.7	2.2	1.7	2.3	1.7	2.4	1.7	2.6	1.6
	27	1.5	1.3	1.8	1.5	2.1	1.7	2.2	1.7	2.3	1.7	2.4	1.7	2.6	1.6
	29	1.5	1.3	1.8	1.5	2.1	1.7	2.2	1.7	2.3	1.7	2.4	1.7	2.6	1.6
	31	1.5	1.3	1.8	1.5	2.1	1.7	2.2	1.7	2.3	1.7	2.4	1.7	2.6	1.6
	33	1.5	1.3	1.8	1.5	2.1	1.7	2.2	1.7	2.3	1.7	2.4	1.7	2.6	1.6
	35	1.5	1.3	1.8	1.5	2.1	1.7	2.2	1.7	2.3	1.7	2.4	1.7	2.6	1.6
	37	1.5	1.3	1.8	1.5	2.1	1.7	2.2	1.7	2.3	1.7	2.4	1.7	2.6	1.6
	39	1.5	1.3	1.8	1.5	2.1	1.7	2.2	1.7	2.3	1.7	2.4	1.7	2.5	1.5
028	10	1.9	1.7	2.3	1.9	2.6	2.0	2.8	2.1	2.9	2.1	3.1	2.1	3.4	2.1
	12	1.9	1.7	2.3	1.9	2.6	2.0	2.8	2.1	2.9	2.1	3.1	2.1	3.3	2.0
	14	1.9	1.7	2.3	1.9	2.6	2.0	2.8	2.1	2.9	2.1	3.1	2.1	3.3	2.0
	16	1.9	1.7	2.3	1.9	2.6	2.0	2.8	2.1	2.9	2.1	3.1	2.1	3.3	2.0
	18	1.9	1.7	2.3	1.9	2.6	2.0	2.8	2.1	2.9	2.1	3.1	2.1	3.3	2.0
	20	1.9	1.7	2.3	1.9	2.6	2.0	2.8	2.1	2.9	2.1	3.1	2.1	3.3	2.0
	21	1.9	1.7	2.3	1.9	2.6	2.0	2.8	2.1	2.9	2.1	3.1	2.1	3.3	2.0
	23	1.9	1.7	2.3	1.9	2.6	2.0	2.8	2.1	2.9	2.1	3.1	2.1	3.3	2.0
	25	1.9	1.7	2.3	1.9	2.6	2.0	2.8	2.1	2.9	2.1	3.1	2.1	3.3	2.0
	27	1.9	1.7	2.3	1.9	2.6	2.0	2.8	2.1	2.9	2.1	3.1	2.1	3.3	2.0
	29	1.9	1.7	2.3	1.9	2.6	2.0	2.8	2.1	2.9	2.1	3.1	2.1	3.3	2.0
	31	1.9	1.7	2.3	1.9	2.6	2.0	2.8	2.1	2.9	2.1	3.1	2.1	3.3	2.0
	33	1.9	1.7	2.3	1.9	2.6	2.0	2.8	2.1	2.9	2.1	3.1	2.1	3.3	2.0
	35	1.9	1.7	2.3	1.9	2.6	2.0	2.8	2.1	2.9	2.1	3.1	2.1	3.3	2.0
	37	1.9	1.7	2.3	1.9	2.6	2.0	2.8	2.1	2.9	2.1	3.1	2.1	3.3	2.0
	39	1.9	1.7	2.3	1.9	2.6	2.0	2.8	2.1	2.9	2.1	3.0	2.0	3.2	1.9
036	10	2.5	2.2	2.9	2.5	3.4	2.7	3.6	2.8	3.7	2.8	4.0	2.8	4.3	2.7
	12	2.5	2.2	2.9	2.5	3.4	2.7	3.6	2.8	3.7	2.8	4.0	2.8	4.3	2.7
	14	2.5	2.2	2.9	2.5	3.4	2.7	3.6	2.8	3.7	2.8	4.0	2.8	4.3	2.7
	16	2.5	2.2	2.9	2.5	3.4	2.7	3.6	2.8	3.7	2.8	4.0	2.8	4.3	2.7
	18	2.5	2.2	2.9	2.5	3.4	2.7	3.6	2.8	3.7	2.8	4.0	2.8	4.3	2.7
	20	2.5	2.2	2.9	2.5	3.4	2.7	3.6	2.8	3.7	2.8	4.0	2.8	4.2	2.6
	21	2.5	2.2	2.9	2.5	3.4	2.7	3.6	2.8	3.7	2.8	4.0	2.8	4.2	2.6
	23	2.5	2.2	2.9	2.5	3.4	2.7	3.6	2.8	3.7	2.8	4.0	2.8	4.2	2.6
	25	2.5	2.2	2.9	2.5	3.4	2.7	3.6	2.8	3.7	2.8	4.0	2.8	4.2	2.6
	27	2.5	2.2	2.9	2.5	3.4	2.7	3.6	2.8	3.7	2.8	4.0	2.8	4.2	2.6
	29	2.5	2.2	2.9	2.5	3.4	2.7	3.6	2.8	3.7	2.8	4.0	2.8	4.2	2.6
	31	2.5	2.2	2.9	2.5	3.4	2.7	3.6	2.8	3.7	2.8	4.0	2.8	4.2	2.6
	33	2.5	2.2	2.9	2.5	3.4	2.7	3.6	2.8	3.7	2.8	4.0	2.8	4.2	2.6
	35	2.5	2.2	2.9	2.5	3.4	2.7	3.6	2.8	3.7	2.8	4.0	2.8	4.2	2.6
	37	2.5	2.2	2.9	2.5	3.4	2.7	3.6	2.8	3.7	2.8	3.9	2.7	4.2	2.6
	39	2.5	2.2	2.9	2.5	3.4	2.7	3.6	2.8	3.7	2.8	3.9	2.7	4.1	2.5
045	10	3.1	2.8	3.7	3.2	4.2	3.3	4.5	3.4	4.7	3.4	5.0	3.4	5.4	3.5
	12	3.1	2.8	3.7	3.2	4.2	3.3	4.5	3.4	4.7	3.4	5.0	3.4	5.4	3.5
	14	3.1	2.8	3.7	3.2	4.2	3.3	4.5	3.4	4.7	3.4	5.0	3.4	5.4	3.5
	16	3.1	2.8	3.7	3.2	4.2	3.3	4.5	3.4	4.7	3.4	5.0	3.4	5.3	3.2
	18	3.1	2.8	3.7	3.2	4.2	3.3	4.5	3.4	4.7	3.4	5.0	3.4	5.3	3.2
	20	3.1	2.8	3.7	3.2	4.2	3.3	4.5	3.4	4.7	3.4	5.0	3.4	5.3	3.2
	21	3.1	2.8	3.7	3.2	4.2	3.3	4.5	3.4	4.7	3.4	5.0	3.4	5.3	3.2
	23	3.1	2.8	3.7	3.2	4.2	3.3	4.5	3.4	4.7	3.4	5.0	3.4	5.3	3.2
	25	3.1	2.8	3.7	3.2	4.2	3.3	4.5	3.4	4.7	3.4	5.0	3.4	5.3	3.2
	27	3.1	2.8	3.7	3.2	4.2	3.3	4.5	3.4	4.7	3.4	5.0	3.4	5.3	3.2
	29	3.1	2.8	3.7	3.2	4.2	3.3	4.5	3.4	4.7	3.4	5.0	3.4	5.3	3.2
	31	3.1	2.8	3.7	3.2	4.2	3.3	4.5	3.4	4.7	3.4	5.0	3.4	5.3	3.2
	33	3.1	2.8	3.7	3.2	4.2	3.3	4.5	3.4	4.7	3.4	5.0	3.4	5.3	3.2
	35	3.1	2.8	3.7	3.2	4.2	3.3	4.5	3.4	4.7	3.4	5.0	3.4	5.3	3.2
	37	3.1	2.8	3.7	3.2	4.2	3.3	4.5	3.4	4.6	3.3	4.9	3.3	5.2	3.2
	39	3.1	2.8	3.7	3.2	4.2	3.3	4.5	3.4	4.6	3.3	4.9	3.3	5.1	3.1
056	10	3.9	3.4	4.6	3.9	5.3	4.1	5.6	4.3	5.8	4.3	6.3	4.4	6.7	4.2
	12	3.9	3.4	4.6	3.9	5.3	4.1	5.6	4.3	5.8	4.3	6.3	4.4	6.7	4.2
	14	3.9	3.4	4.6	3.9	5.3	4.1	5.6	4.3	5.8	4.3	6.2	4.3	6.7	4.2
	16	3.9	3.4	4.6	3.9	5.3	4.1	5.6	4.3	5.8	4.3	6.2	4.3	6.6	4.1
	18	3.9	3.4	4.6	3.9	5.3	4.1	5.6	4.3	5.8	4.3	6.2	4.3	6.6	4.1
	20	3.9	3.4	4.6	3.9	5.3	4.1	5.6	4.3	5.8	4.3	6.2	4.3	6.6	4.1
	21	3.9	3.4	4.6	3.9	5.3	4.1	5.6	4.3	5.8	4.3	6.2	4.3	6.6	4.1
	23	3.9	3.4	4.6	3.9	5.3	4.1	5.6	4.3	5.8	4.3	6.2	4.3	6.6	4.1
	25	3.9	3.4	4.6	3.9	5.3	4.1	5.6	4.3	5.8	4.3	6.2	4.3	6.6	4.1
	27	3.9	3.4	4.6	3.9	5.3	4.1	5.6	4.3	5.8	4.3	6.2	4.3	6.6	4.1
	29	3.9	3.4	4.6	3.9	5.3	4.1	5.6	4.3	5.8	4.3	6.2	4.3	6.6	4.1
	31	3.9	3.4	4.6	3.9	5.3	4.1	5.6	4.3	5.8	4.3	6.2	4.3	6.6	4.1
	33	3.9	3.4	4.6	3.9	5.3	4.1	5.6	4.3	5.8	4.3	6.2	4.3	6.6	4.1
	35	3.9	3.4	4.6	3.9	5.3	4.1	5.6	4.3	5.8	4.3	6.2	4.3	6.6	4.1
	37	3.9	3.4	4.6	3.9	5.3	4.1	5.6	4.3	5.8	4.3	6.1	4.2	6.5	4.0
	39	3.9	3.4	4.6	3.9	5.3	4.1	5.6	4.3	5.8	4.3	6.1	4.2	6.4	3.9

TC : Total Capacity(kW), SHC : Sensible Heat Capacity(kW)

Model	Outdoor temperature (ºC, DB)	Indoor temperature (ºC, WB)													
		20 (ºC, DB)		23 (ºC, DB)		26 (ºC, DB)		27 (ºC, DB)		28 (ºC, DB)		30 (ºC, DB)		32 (ºC, DB)	
		14 (ºC, WB)		16 (ºC, WB)		18 (ºC, WB)		19 (ºC, WB)		20 (ºC, WB)		22 (ºC, WB)		24 (ºC, WB)	
		TC	SHC	TC	SHC	TC	SHC	TC	SHC	TC	SHC	TC	SHC	TC	SHC
071	10	4.9	4.3	5.8	5.0	6.7	5.2	7.1	5.4	7.4	5.6	8.0	5.7	8.5	5.4
	12	4.9	4.3	5.8	5.0	6.7	5.2	7.1	5.4	7.4	5.6	7.9	5.6	8.5	5.4
	14	4.9	4.3	5.8	5.0	6.7	5.2	7.1	5.4	7.4	5.6	7.9	5.6	8.5	5.4
	16	4.9	4.3	5.8	5.0	6.7	5.2	7.1	5.4	7.4	5.6	7.9	5.6	8.4	5.3
	18	4.9	4.3	5.8	5.0	6.7	5.2	7.1	5.4	7.4	5.6	7.9	5.6	8.4	5.3
	20	4.9	4.3	5.8	5.0	6.7	5.2	7.1	5.4	7.4	5.6	7.9	5.6	8.4	5.3
	21	4.9	4.3	5.8	5.0	6.7	5.2	7.1	5.4	7.4	5.6	7.9	5.6	8.4	5.3
	23	4.9	4.3	5.8	5.0	6.7	5.2	7.1	5.4	7.4	5.6	7.9	5.6	8.4	5.3
	25	4.9	4.3	5.8	5.0	6.7	5.2	7.1	5.4	7.4	5.6	7.9	5.6	8.4	5.3
	27	4.9	4.3	5.8	5.0	6.7	5.2	7.1	5.4	7.4	5.6	7.9	5.6	8.4	5.3
	29	4.9	4.3	5.8	5.0	6.7	5.2	7.1	5.4	7.4	5.6	7.9	5.6	8.4	5.3
	31	4.9	4.3	5.8	5.0	6.7	5.2	7.1	5.4	7.4	5.6	7.9	5.6	8.4	5.3
	33	4.9	4.3	5.8	5.0	6.7	5.2	7.1	5.4	7.4	5.6	7.9	5.6	8.4	5.3
	35	4.9	4.3	5.8	5.0	6.7	5.2	7.1	5.4	7.4	5.6	7.9	5.6	8.4	5.3
	37	4.9	4.3	5.8	5.0	6.7	5.2	7.1	5.4	7.3	5.5	7.8	5.5	8.2	5.2
	39	4.9	4.3	5.8	5.0	6.7	5.2	7.1	5.4	7.3	5.5	7.7	5.4	8.1	5.1
090	10	6.2	5.5	7.3	6.3	8.4	6.7	9.0	6.9	9.4	7.1	10.1	7.1	10.8	7.1
	12	6.2	5.5	7.3	6.3	8.4	6.7	9.0	6.9	9.4	7.1	10.1	7.1	10.8	7.1
	14	6.2	5.5	7.3	6.3	8.4	6.7	9.0	6.9	9.3	7.0	10.0	7.0	10.7	6.9
	16	6.2	5.5	7.3	6.3	8.4	6.7	9.0	6.9	9.3	7.0	10.0	7.0	10.7	6.9
	18	6.2	5.5	7.3	6.3	8.4	6.7	9.0	6.9	9.3	7.0	10.0	7.0	10.6	6.8
	20	6.2	5.5	7.3	6.3	8.4	6.7	9.0	6.9	9.3	7.0	10.0	7.0	10.6	6.8
	21	6.2	5.5	7.3	6.3	8.4	6.7	9.0	6.9	9.3	7.0	10.0	7.0	10.6	6.8
	23	6.2	5.5	7.3	6.3	8.4	6.7	9.0	6.9	9.3	7.0	10.0	7.0	10.6	6.8
	25	6.2	5.5	7.3	6.3	8.4	6.7	9.0	6.9	9.3	7.0	10.0	7.0	10.6	6.8
	27	6.2	5.5	7.3	6.3	8.4	6.7	9.0	6.9	9.3	7.0	10.0	7.0	10.6	6.8
	29	6.2	5.5	7.3	6.3	8.4	6.7	9.0	6.9	9.3	7.0	10.0	7.0	10.6	6.8
	31	6.2	5.5	7.3	6.3	8.4	6.7	9.0	6.9	9.3	7.0	10.0	7.0	10.6	6.8
	33	6.2	5.5	7.3	6.3	8.4	6.7	9.0	6.9	9.3	7.0	10.0	7.0	10.6	6.8
	35	6.2	5.5	7.3	6.3	8.4	6.7	9.0	6.9	9.3	7.0	10.0	7.0	10.6	6.8
	37	6.2	5.5	7.3	6.3	8.4	6.7	9.0	6.9	9.3	7.0	9.9	6.9	10.4	6.7
	39	6.2	5.5	7.3	6.3	8.4	6.7	9.0	6.9	9.2	6.9	9.7	6.8	10.2	6.6
112	10	7.7	6.5	9.1	7.5	10.5	8.0	11.2	8.3	11.6	8.5	12.5	8.4	13.4	8.3
	12	7.7	6.5	9.1	7.5	10.5	8.0	11.2	8.3	11.6	8.5	12.5	8.4	13.4	8.3
	14	7.7	6.5	9.1	7.5	10.5	8.0	11.2	8.3	11.6	8.5	12.5	8.4	13.3	8.2
	16	7.7	6.5	9.1	7.5	10.5	8.0	11.2	8.3	11.6	8.5	12.5	8.4	13.3	8.2
	18	7.7	6.5	9.1	7.5	10.5	8.0	11.2	8.3	11.6	8.5	12.4	8.3	13.2	8.2
	20	7.7	6.5	9.1	7.5	10.5	8.0	11.2	8.3	11.6	8.5	12.4	8.3	13.2	8.1
	21	7.7	6.5	9.1	7.5	10.5	8.0	11.2	8.3	11.6	8.5	12.4	8.3	13.2	8.1
	23	7.7	6.5	9.1	7.5	10.5	8.0	11.2	8.3	11.6	8.5	12.4	8.3	13.2	8.1
	25	7.7	6.5	9.1	7.5	10.5	8.0	11.2	8.3	11.6	8.5	12.4	8.4	13.2	8.1
	27	7.7	6.5	9.1	7.5	10.5	8.0	11.2	8.3	11.6	8.5	12.4	8.3	13.2	8.1
	29	7.7	6.5	9.1	7.5	10.5	8.0	11.2	8.3	11.6	8.5	12.4	8.3	13.2	8.1
	31	7.7	6.5	9.1	7.5	10.5	8.0	11.2	8.3	11.6	8.5	12.4	8.5	13.2	8.1
	33	7.7	6.5	9.1	7.5	10.5	8.0	11.2	8.3	11.6	8.5	12.4	8.5	13.2	8.1
	35	7.7	6.5	9.1	7.5	10.5	8.0	11.2	8.3	11.6	8.5	12.4	8.4	13.2	8.1
	37	7.7	6.5	9.1	7.5	10.5	8.0	11.2	8.3	11.6	8.5	12.3	8.5	13.0	8.0
	39	7.7	6.5	9.1	7.5	10.5	8.0	11.2	8.3	11.5	8.5	12.1	8.4	12.7	7.9
128	10	10.4	7.6	10.4	8.7	12.0	9.3	12.8	9.7	13.3	9.9	14.3	6.3	15.4	9.8
	12	10.4	7.6	10.4	8.7	12.0	9.3	12.8	9.7	13.3	9.9	14.3	6.3	15.3	9.8
	14	10.4	7.6	10.4	8.7	12.0	9.3	12.8	9.7	13.3	9.9	14.3	6.2	15.3	9.7
	16	10.4	9.0	10.4	8.7	12.0	9.3	12.8	9.7	13.3	9.9	14.2	6.2	15.2	9.7
	18	10.4	9.0	10.4	8.7	12.0	9.3	12.8	9.7	13.3	9.9	14.2	6.2	15.1	9.7
	20	10.4	9.0	10.4	8.7	12.0	9.3	12.8	9.7	13.3	9.9	14.2	6.2	15.1	9.7
	21	10.4	9.0	10.4	8.7	12.0	9.3	12.8	9.7	13.3	9.9	14.2	6.2	15.1	9.7
	23	10.4	9.0	10.4	8.7	12.0	9.3	12.8	9.7	13.3	9.9	14.2	6.2	15.1	9.7
	25	10.4	9.0	10.4	8.7	12.0	9.3	12.8	9.7	13.3	9.9	14.2	6.2	15.1	9.7
	27	10.4	9.0	10.4	8.7	12.0	9.3	12.8	9.7	13.3	9.9	14.2	6.2	15.1	9.7
	29	10.4	9.0	10.4	8.7	12.0	9.3	12.8	9.7	13.3	9.9	14.2	6.2	15.1	9.7
	31	10.4	9.0	10.4	8.7	12.0	9.3	12.8	9.7	13.3	9.9	14.2	6.2	15.1	9.7
	33	10.4	9.0	10.4	8.7	12.0	9.3	12.8	9.7	13.3	9.9	14.2	6.2	15.1	9.7
	35	10.4	9.0	10.4	8.7	12.0	9.3	12.8	9.7	13.3	9.8	14.2	6.2	15.1	9.7
	37	10.4	9.0	10.4	8.7	12.0	9.3	12.8	9.7	13.2	9.9	14.0	6.1	14.9	9.6
	39	10.4	9.0	10.4	8.7	12.0	9.3	12.8	9.7	13.1	9.9	13.8	6.1	14.5	9.6
140	10	9.7	8.6	11.4	9.6	13.1	10.4	14.0	10.8	14.6	11.0	8.0	15.7	16.8	11.2
	12	9.7	8.6	11.4	9.6	13.1	10.4	14.0	10.8	14.5	11.0	7.9	15.6	16.7	11.2
	14	9.7	8.6	11.4	9.6	13.1	10.4	14.0	10.8	14.5	11.0	7.9	15.6	16.7	11.1
	16	9.7	8.6	11.4	9.6	13.1	10.4	14.0	10.8	14.5	11.0	7.9	15.6	16.6	11.1
	18	9.7	8.6	11.4	9.6	13.1	10.4	14.0	10.8	14.5	11.0	7.9	15.5	16.6	11.0
	20	9.7	8.6	11.4	9.6	13.1	10.4	14.0	10.8	14.5	11.0	7.9	15.5	16.5	11.0
	21	9.7	8.6	11.4	9.6	13.1	10.4	14.0	10.8	14.5	11.0	7.9	15.5	16.5	11.0
	23	9.7	8.6	11.4	9.6	13.1	10.4	14.0	10.8	14.5	11.0	7.9	15.5	16.5	11.0
	25	9.7	8.6	11.4	9.6	13.1	10.4	14.0	10.8	14.5	11.0	7.9	15.5	16.5	11.0
	27	9.7	8.6	11.4	9.6	13.1	10.4	14.0	10.8	14.5	11.0	7.9	15.5	16.5	11.0
	29	9.7	8.6	11.4	9.6	13.1	10.4	14.0	10.8	14.5	11.0	7.9	15.5	16.5	11.0
	31	9.7	8.6	11.4	9.6	13.1	10.4	14.0	10.8	14.5	11.0	7.9	15.5	16.5	11.0
	33	9.7	8.6	11.4	9.6	13.1	10.4	14.0	10.8	14.5	11.0	7.9	15.5	16.5	11.0
	35	9.7	8.6	11.4	9.6	13.1	10.4	14.0	10.8	14.5	10.9	7.9	15.5	16.5	11.0
	37	9.7	8.6	11.4	9.6	13.1	10.4	14.0	10.8	14.5	11.0	7.8	15.4	16.3	11.0
	39	9.7	8.6	11.4	9.6	13.1	10.4	14.0	10.8	14.4	10.9	7.7	15.1	15.9	10.8

6-2. Capacity tables

2) Heating

TC : Total Capacity(kW)

Model	Outdoor temperature (°C)		Indoor temperature (°C, DB)				
			16.0	18.0	20.0	22.0	24.0
			TC	TC	TC	TC	TC
	DB	WB	kW	kW	kW	kW	kW
022	-20	-21	1.5	1.5	1.5	1.5	1.5
	-17	-18	1.6	1.6	1.6	1.6	1.6
	-15	-16	1.7	1.6	1.6	1.6	1.6
	-12	-13	1.8	1.8	1.8	1.8	1.7
	-10	-11	2.0	2.0	1.9	1.9	1.9
	-7	-8	2.3	2.2	2.2	2.0	2.0
	-5	-6	2.4	2.3	2.3	2.2	2.2
	-3	-4	2.5	2.5	2.4	2.3	2.2
	0	-1	2.6	2.5	2.5	2.3	2.2
	3	2.2	2.7	2.6	2.5	2.3	2.2
	5	4.1	2.8	2.7	2.5	2.3	2.2
	7	6	2.8	2.7	2.5	2.3	2.2
	9	7.9	3.0	2.7	2.5	2.3	2.2
	11	9.8	3.0	2.7	2.5	2.3	2.2
	13	12	3.0	2.7	2.5	2.3	2.2
	15	14	3.0	2.7	2.5	2.3	2.2
028	-20	-21	1.9	1.9	1.9	1.9	1.9
	-17	-18	2.0	2.0	2.0	2.0	1.9
	-15	-16	2.1	2.1	2.0	2.0	1.9
	-12	-13	2.2	2.2	2.2	2.1	2.1
	-10	-11	2.3	2.3	2.3	2.3	2.2
	-7	-8	2.5	2.4	2.4	2.4	2.3
	-5	-6	2.6	2.6	2.5	2.5	2.4
	-3	-4	2.8	2.7	2.7	2.6	2.5
	0	-1	2.9	2.8	2.8	2.7	2.6
	3	2.2	3.0	3.0	2.9	2.8	2.7
	5	4.1	3.2	3.1	3.1	2.9	2.7
	7	6	3.3	3.2	3.2	3.0	2.7
	9	7.9	3.4	3.3	3.2	3.0	2.7
	11	9.8	3.5	3.3	3.2	3.0	2.7
	13	12	3.6	3.4	3.2	3.0	2.7
	15	14	3.7	3.4	3.2	3.0	2.7
036	-20	-21	2.4	2.4	2.3	2.3	2.3
	-17	-18	2.6	2.5	2.4	2.4	2.3
	-15	-16	2.7	2.6	2.5	2.5	2.4
	-12	-13	2.8	2.7	2.7	2.6	2.6
	-10	-11	2.9	2.9	2.9	2.8	2.8
	-7	-8	3.1	3.1	3.0	3.0	2.9
	-5	-6	3.3	3.2	3.2	3.1	3.0
	-3	-4	3.4	3.4	3.3	3.2	3.1
	0	-1	3.6	3.6	3.5	3.4	3.2
	3	2.2	3.8	3.7	3.7	3.5	3.4
	5	4.1	3.9	3.9	3.8	3.6	3.4
	7	6	4.1	4.1	4.0	3.7	3.4
	9	7.9	4.2	4.1	4.0	3.7	3.4
	11	9.8	4.4	4.2	4.0	3.7	3.4
	13	12	4.5	4.2	4.0	3.7	3.4
	15	14	4.6	4.3	4.0	3.7	3.4
045	-20	-21	3.1	3.1	2.9	2.9	2.9
	-17	-18	3.2	3.2	3.1	3.0	3.0
	-15	-16	3.3	3.3	3.2	3.1	3.0
	-12	-13	3.5	3.4	3.4	3.3	3.2
	-10	-11	3.7	3.6	3.6	3.5	3.5
	-7	-8	3.9	3.8	3.8	3.7	3.6
	-5	-6	4.1	4.0	4.0	3.9	3.7
	-3	-4	4.3	4.2	4.2	4.0	3.9
	0	-1	4.5	4.4	4.4	4.2	4.0
	3	2.2	4.7	4.7	4.6	4.4	4.2
	5	4.1	4.9	4.9	4.8	4.5	4.2
	7	6	5.1	5.1	5.0	4.6	4.2
	9	7.9	5.3	5.2	5.0	4.6	4.2
	11	9.8	5.5	5.2	5.0	4.6	4.2
	13	12	5.6	5.3	5.0	4.6	4.2
	15	14	5.8	5.4	5.0	4.6	4.2
056	-20	-21	3.9	3.8	.8	3.7	3.7
	-17	-18	4.0	4.0	3.9	3.8	3.8
	-15	-16	4.2	4.1	4.0	3.9	3.8
	-12	-13	4.4	4.3	4.2	4.2	4.1
	-10	-11	4.6	4.6	4.5	4.4	4.4
	-7	-8	4.9	4.8	4.8	4.7	4.5
	-5	-6	5.2	5.1	5.0	4.9	4.7
	-3	-4	5.4	5.3	5.3	5.1	4.9
	0	-1	5.7	5.6	5.5	5.3	5.0
	3	2.2	5.9	5.9	5.8	5.6	5.3
	5	4.1	6.2	6.1	6.0	5.7	5.3
	7	6	6.5	6.4	6.3	5.8	5.3
	9	7.9	6.7	6.5	6.3	5.8	5.3
	11	9.8	6.9	6.6	6.3	5.8	5.3
	13	12	7.1	6.7	6.3	5.8	5.3
	15	14	7.3	6.8	6.3	5.8	5.3

2) Heating

TC : Total Capacity(kW)

Model	Outdoor temperature (°C)		Indoor temperature (°C, DB)				
			16.0	18.0	20.0	22.0	24.0
			TC	TC	TC	TC	TC
	DB	WB	kW	kW	kW	kW	kW
071	-20	-21	4.9	4.9	4.8	4.7	4.7
	-17	-18	5.1	5.0	4.9	4.8	4.8
	-15	-16	5.3	5.2	5.1	4.9	4.8
	-12	-13	5.6	5.5	5.4	5.3	5.2
	-10	-11	5.9	5.8	5.7	5.6	5.6
	-7	-8	6.2	6.1	6.0	5.9	5.8
	-5	-6	6.5	6.5	6.4	6.2	6.0
	-3	-4	6.9	6.8	6.7	6.4	6.2
	0	-1	7.2	7.1	7.0	6.7	6.4
	3	2.2	7.6	7.5	7.3	7.1	6.8
	5	4.1	7.9	7.8	7.7	7.2	6.8
	7	6	8.2	8.1	8.0	7.4	6.8
	9	7.9	8.5	8.2	8.0	7.4	6.8
	11	9.8	8.7	8.4	8.0	7.4	6.8
	13	12	9.0	8.5	8.0	7.4	6.8
	15	14	9.2	8.6	8.0	7.4	6.8
090	-20	-21	6.0	6.0	5.9	5.8	5.8
	-17	-18	6.3	6.3	6.1	6.0	5.9
	-15	-16	6.7	6.5	6.3	6.1	6.0
	-12	-13	7.0	6.9	6.7	6.6	6.5
	-10	-11	7.3	7.2	7.1	7.0	7.0
	-7	-8	7.8	7.7	7.6	7.4	7.2
	-5	-6	8.2	8.1	8.0	7.7	7.5
	-3	-4	8.6	8.5	8.4	8.1	7.7
	0	-1	9.0	8.9	8.8	8.4	8.0
	3	2.2	9.4	9.3	9.2	8.8	8.4
	5	4.1	9.9	9.7	9.6	9.0	8.4
	7	6	10.3	10.1	10.0	9.2	8.4
	9	7.9	10.6	10.3	10.0	9.2	8.4
	11	9.8	10.9	10.5	10.0	9.2	8.4
	13	12	11.2	10.6	10.0	9.2	8.4
	15	14	11.6	10.8	10.0	9.2	8.4
112	-20	-21	7.4	7.4	7.3	7.3	7.3
	-17	-18	8.0	7.8	7.6	7.5	7.4
	-15	-16	8.4	8.1	7.9	7.7	7.5
	-12	-13	8.8	8.6	8.4	8.2	8.1
	-10	-11	9.2	9.0	8.9	8.8	8.7
	-7	-8	9.7	9.6	9.4	9.2	9.0
	-5	-6	10.2	10.1	9.9	9.6	9.3
	-3	-4	10.7	10.6	10.5	10.1	9.7
	0	-1	11.3	11.1	11.1	10.5	10.0
	3	2.2	11.8	11.6	11.5	11.0	10.6
	5	4.1	12.3	12.2	12.0	11.3	10.6
	7	6	12.9	12.7	12.5	11.5	10.6
	9	7.9	13.3	12.9	12.5	11.5	10.6
	11	9.8	13.7	13.1	12.5	11.5	10.6
	13	12	14.0	13.3	12.5	11.5	10.6
	15	14	14.4	13.5	12.5	11.5	10.6
128	-20	-21	8.1	8.1	8.0	8.0	8.0
	-17	-18	8.7	8.5	8.4	8.3	8.1
	-15	-16	9.2	9.0	8.7	8.5	8.2
	-12	-13	9.7	9.5	9.3	9.1	8.9
	-10	-11	10.1	10.0	9.9	9.7	9.6
	-7	-8	10.7	10.6	10.4	10.2	10.0
	-5	-6	11.3	11.1	11.0	10.7	10.3
	-3	-4	11.9	11.7	11.5	11.1	10.7
	0	-1	12.4	12.3	12.1	11.6	11.0
	3	2.2	13.0	12.9	12.7	12.2	11.7
	5	4.1	13.6	13.4	13.2	12.4	11.7
	7	6	14.2	14.0	13.8	12.7	11.7
	9	7.9	14.6	14.2	13.8	12.7	11.7
	11	9.8	15.1	14.4	13.8	12.7	11.7
	13	12	15.5	14.7	13.8	12.7	11.7
	15	14	15.9	14.9	13.8	12.7	11.7
140	-20	-21	9.5	9.5	9.4	9.4	9.3
	-17	-18	10.1	9.9	9.6	9.6	9.4
	-15	-16	10.7	10.4	10.1	9.8	9.5
	-12	-13	11.2	11.0	10.8	10.6	10.3
	-10	-11	11.7	11.6	11.4	11.3	11.1
	-7	-8	12.4	12.2	12.1	11.8	11.5
	-5	-6	13.1	12.9	12.7	12.3	12.0
	-3	-4	13.8	13.6	13.4	12.9	12.4
	0	-1	14.4	14.2	14.0	13.4	12.8
	3	2.2	15.1	14.9	14.7	14.1	13.5
	5	4.1	15.8	15.6	15.3	14.4	13.5
	7	6	16.5	16.2	16.0	14.8	13.5
	9	7.9	17.0	16.5	16.0	14.8	13.5
	11	9.8	17.5	16.7	16.0	14.8	13.5
	13	12	18.0	17.0	16.0	14.8	13.5
	15	14	18.5	17.2	16.0	14.8	13.5

6-3. Dimensional drawing

1) AM022/028/036FNMDEH✳✳✳

Unit:mm

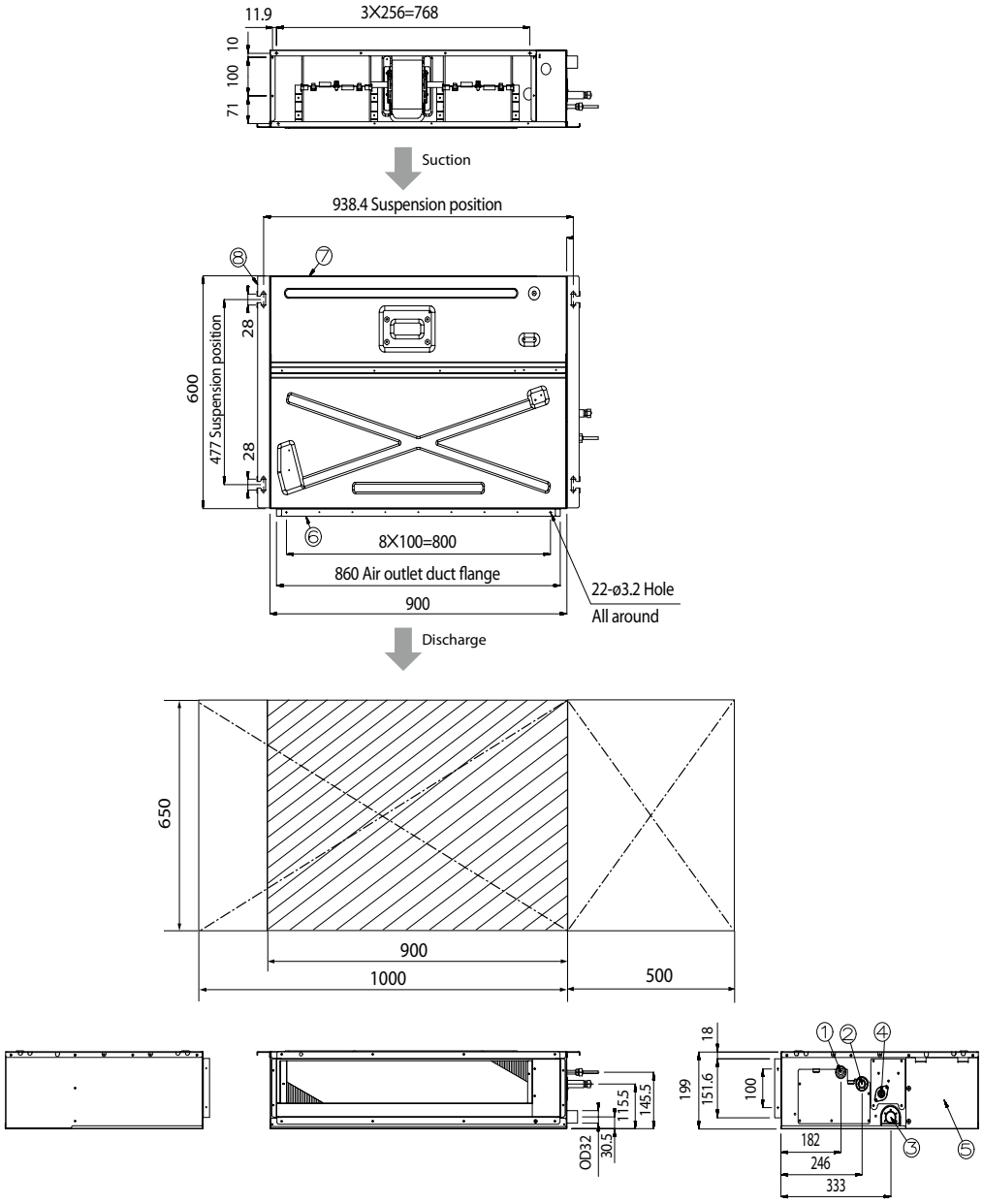

No.	Name	Description		
		2.2kW	2.8kW	3.6kW
①	Liquid pipe connection	Ø6.35 Flare		
②	Gas pipe connection	Ø12.70 Flare		
③	Drain pipe connection without optional drain pump kits	VP25 (OD 32, ID 25)		
④	Drain pipe connection with optional drain pump kits	VP25 (OD 32, ID 25)		
⑤	Control unit	-		
⑥	Conduit for power supply & communication wiring	-		
⑦	Return air side	-		
⑧	Air outlet duct flange	-		

2) AM045/056/071FNMDEH✳✳✳

Unit:mm

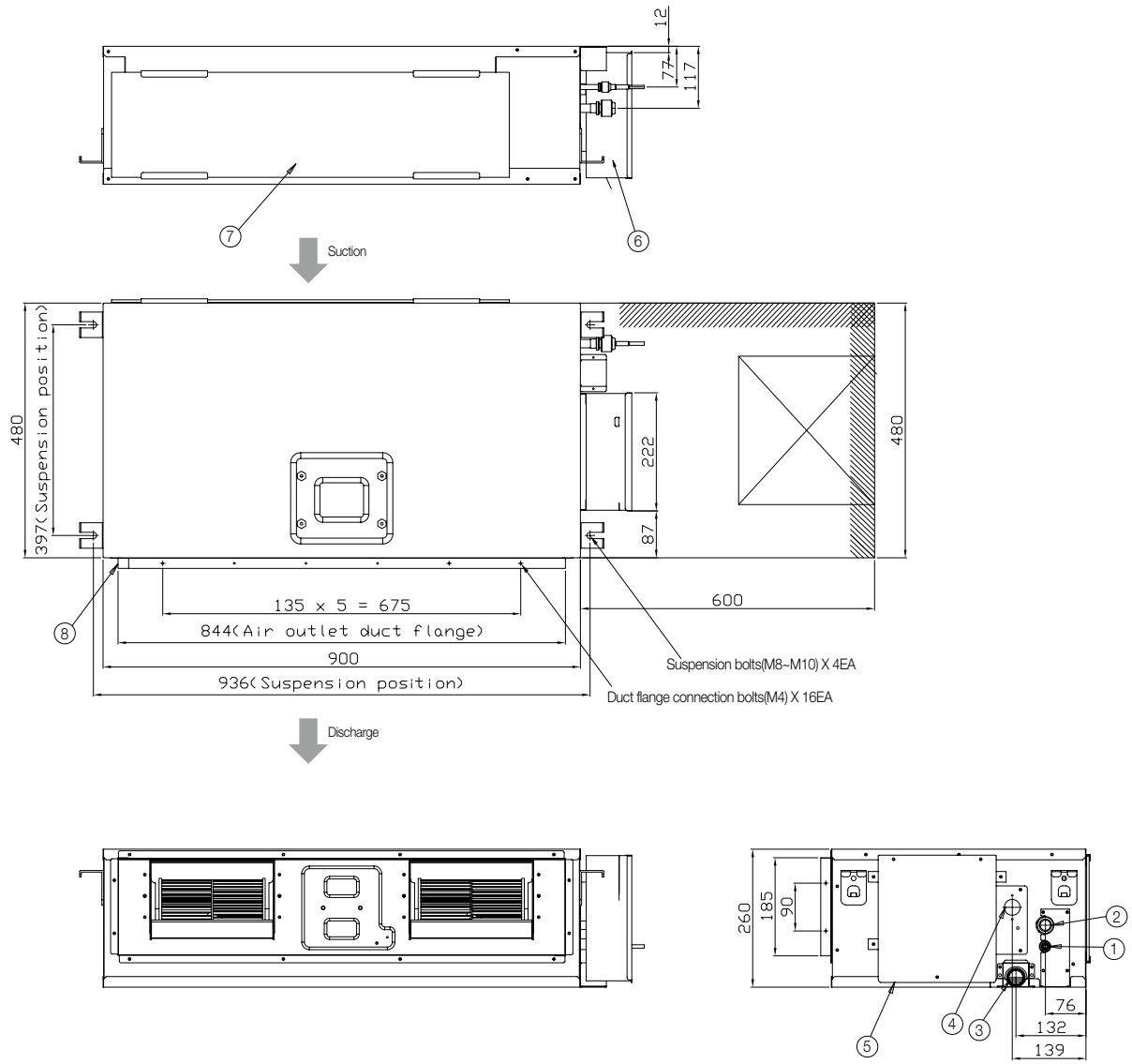

No.	Name	Description		
		4.5kW	5.6kW	7.1kW
①	Liquid pipe connection	Ø6.35 Flare		Ø9.52 Flare
②	Gas pipe connection	Ø12.70 Flare		Ø15.88 Flare
③	Drain pipe connection without optional drain pump kits	VP25 (OD 32, ID 25)		
④	Drain pipe connection with optional drain pump kits	VP25 (OD 32, ID 25)		
⑤	Control unit	-		
⑥	Conduit for power supply & communication wiring	-		
⑦	Return air side	-		
⑧	Air outlet duct flange	-		

6-3. Dimensional drawing

3) AM090FNMDEH✳✳✳

Unit:mm

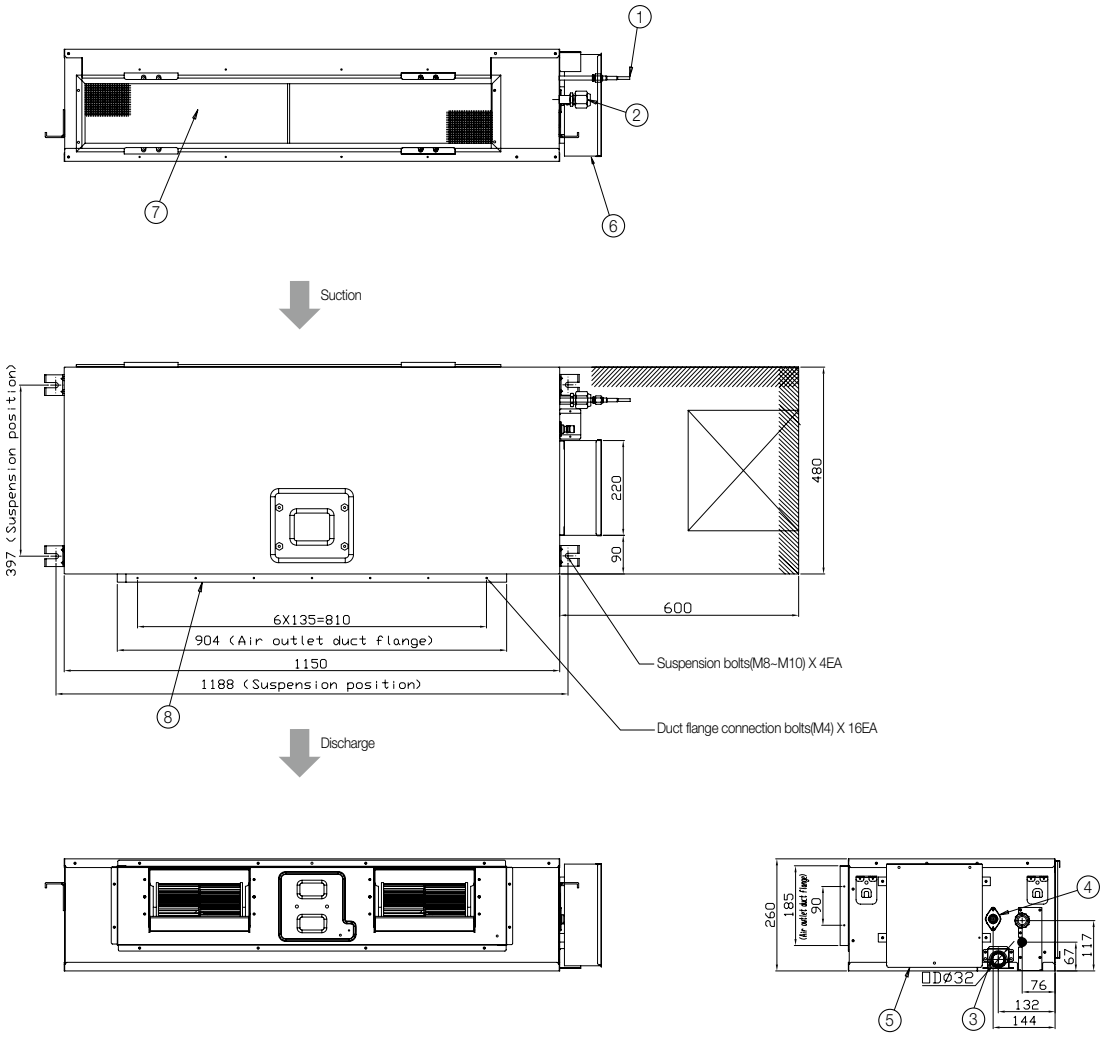

No.	Name	Description
		9.0kW
①	Liquid pipe connection	Ø9.52 Flare
②	Gas pipe connection	Ø15.88 Flare
③	Drain pipe connection without optional drain pump kits	VP25 (OD 32, ID 25)
④	Drain pipe connection with optional drain pump kits	VP25 (OD 32, ID 25)
⑤	Control unit	-
⑥	Conduit for power supply & communication wiring	-
⑦	Return air side	-
⑧	Air outlet duct flange	-

6-3. Dimensional drawing

4) AM112FNMDEH✳✳✳

Unit:mm

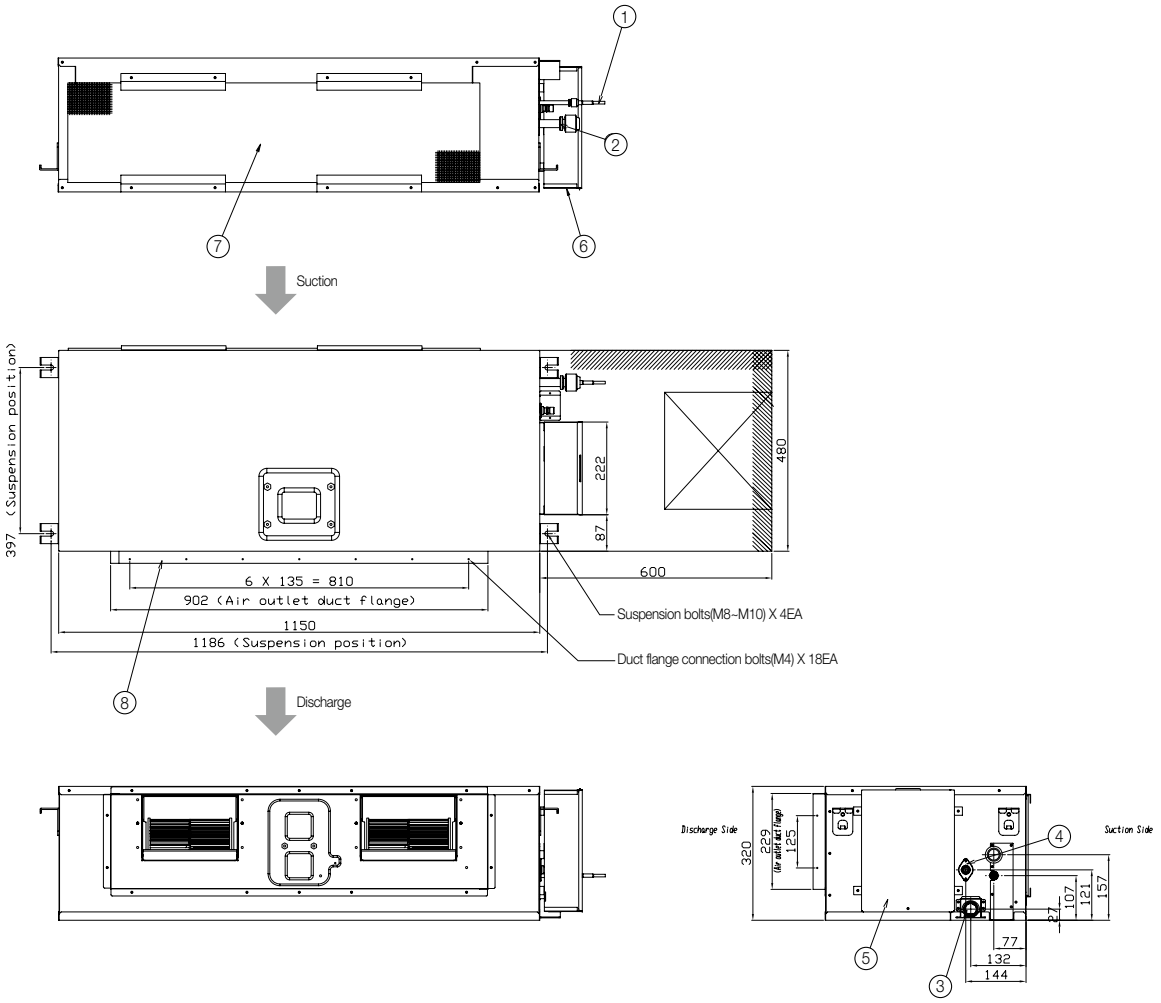

No.	Name	Description
		11.2kW
①	Liquid pipe connection	Ø9.52 Flare
②	Gas pipe connection	Ø15.88 Flare
③	Drain pipe connection without optional drain pump kits	VP25 (OD 32, ID 25)
④	Drain pipe connection with optional drain pump kits	VP25 (OD 32, ID 25)
⑤	Control unit	-
⑥	Conduit for power supply & communication wiring	-
⑦	Return air side	-
⑧	Air outlet duct flange	-

6-3. Dimensional drawing

5) AM128/140FNMDEH✳✳✳

Unit:mm

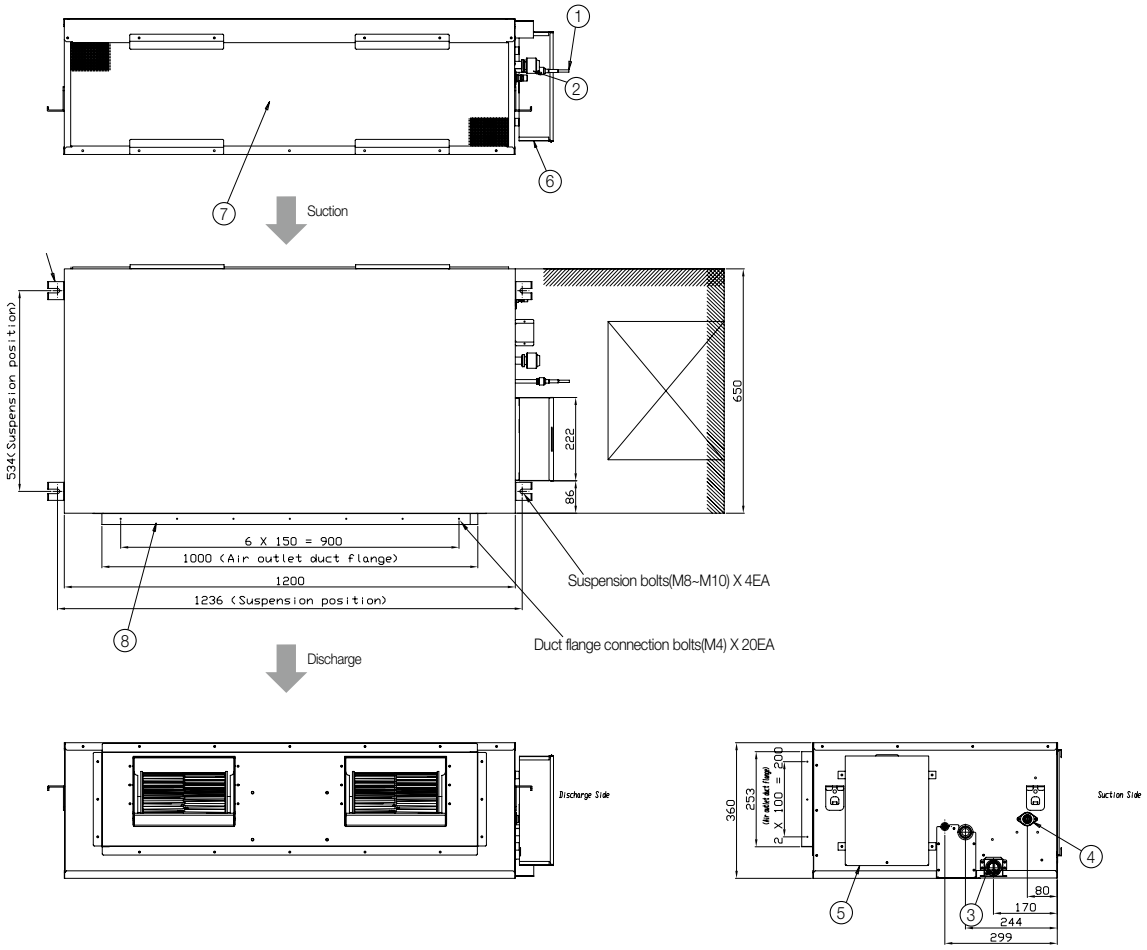

No.	Name	Description	
		12.8kW	14.0kW
①	Liquid pipe connection	Ø9.52 Flare	
②	Gas pipe connection	Ø15.88 Flare	
③	Drain pipe connection without optional drain pump kits	VP25 (OD 32, ID 25)	
④	Drain pipe connection with optional drain pump kits	VP25 (OD 32, ID 25)	
⑤	Control unit	-	
⑥	Conduit for power supply & communication wiring	-	
⑦	Return air side	-	
⑧	Air outlet duct flange	-	

6-4. Electrical wiring diagram

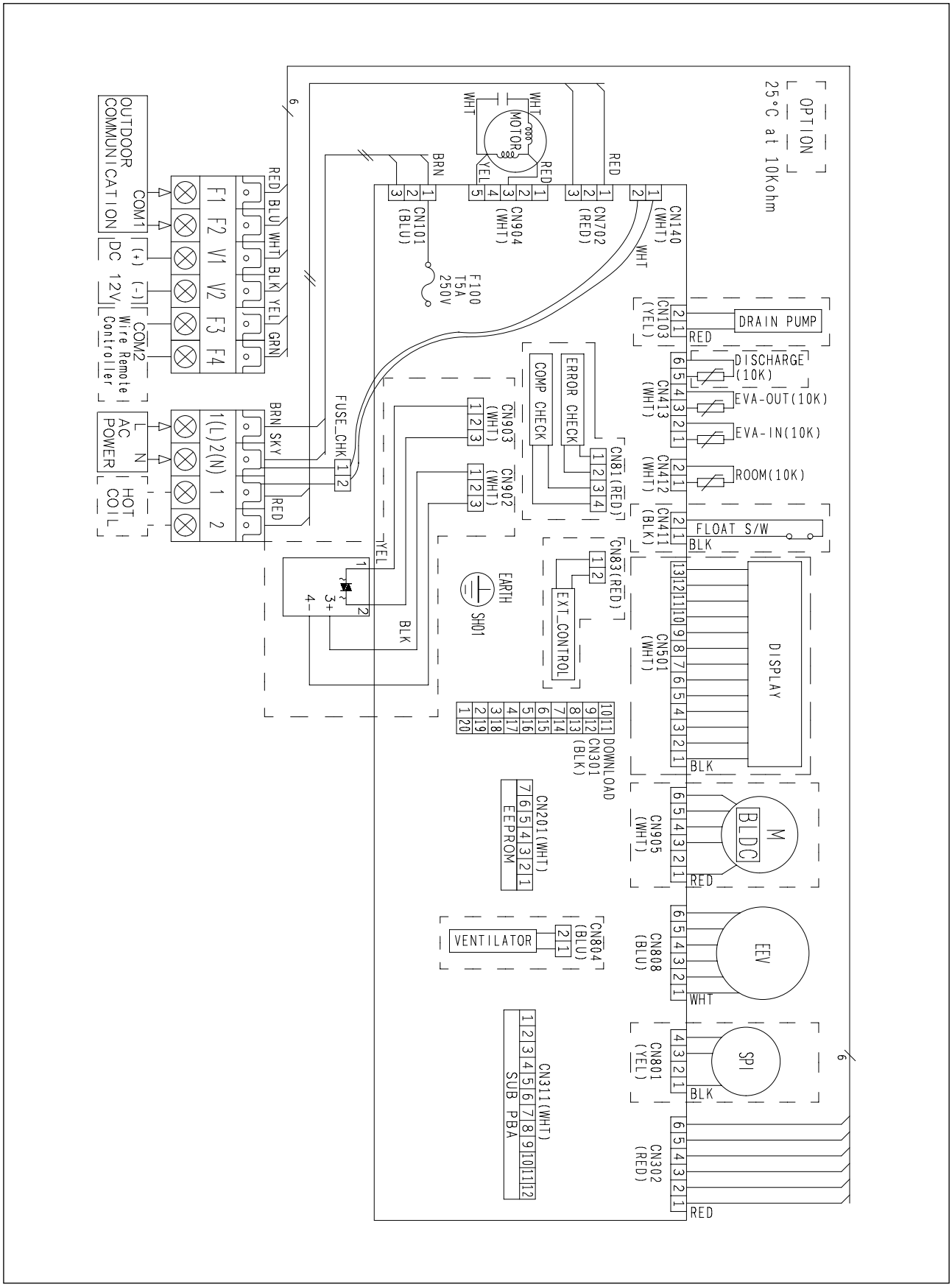

6-5. Sound pressure level

1) Operation sound level

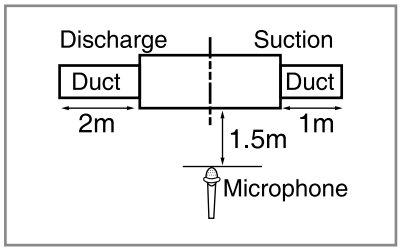

Unit : dB(A)

Model	High	Low
AM022FNMDEH✳✳✳	23	19
AM028FNMDEH✳✳✳	24	19
AM036FNMDEH✳✳✳	29	24
AM045FNMDEH✳✳✳	32	28
AM056FNMDEH✳✳✳	35	31

Model	High	Low
AM071FNMDEH✳✳✳	39	31
AM090FNMDEH✳✳✳	40	34
AM112FNMDEH✳✳✳	41	38
AM128FNMDEH✳✳✳	41	38
AM140FNMDEH✳✳✳	42	36

Note

- These operation values were obtained in an anechoic room. Sound pressure level will vary depending on a range of factors such as the construction of the particular room where the equipment is installed.
- Operation sound level may differ depending on operation and ambient conditions.

2) NC curves

(1) AM022FNMDEH✳✳✳

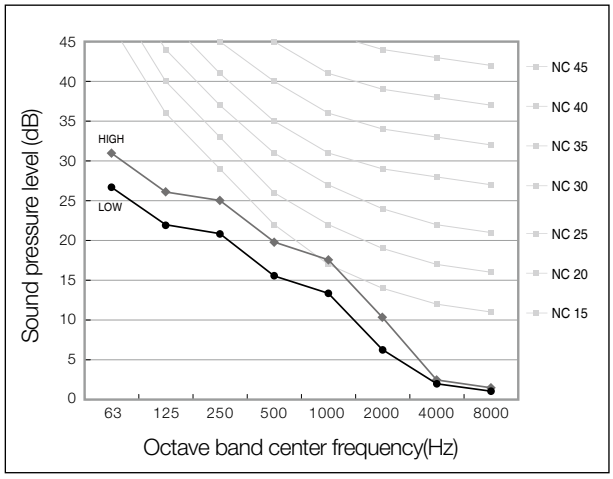

(2) AM028FNMDEH✳✳✳

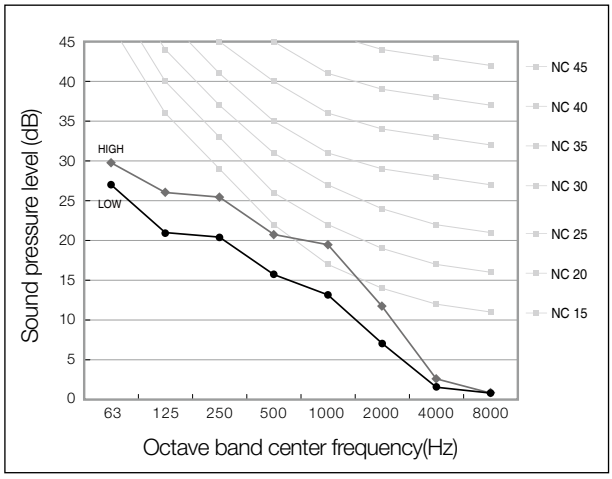

(3) AM036FNMDEH✳✳✳

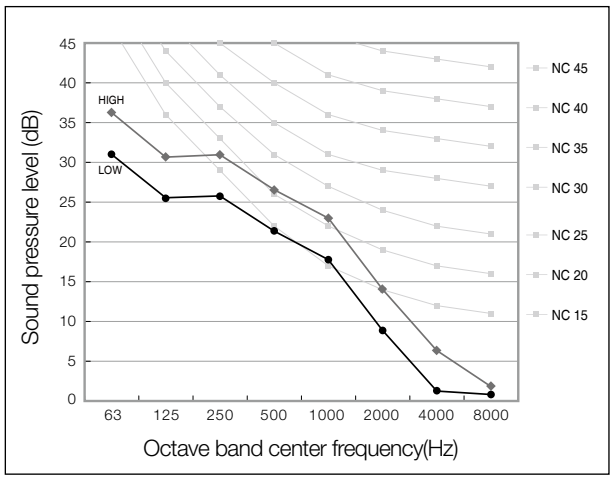

(4) AM045FNMDEH✳✳✳

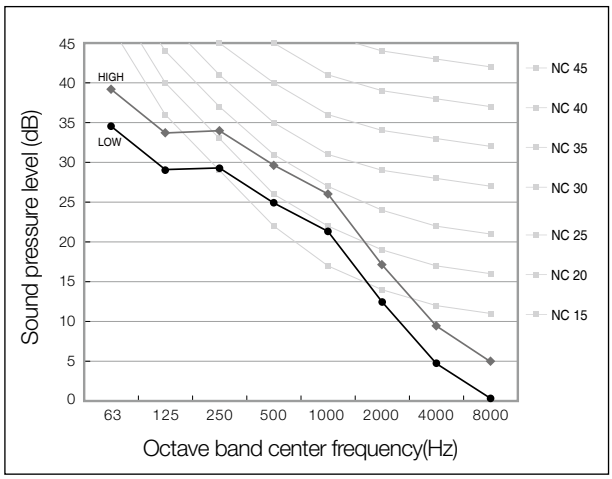

(5) AM056FNMDEH✳✳✳

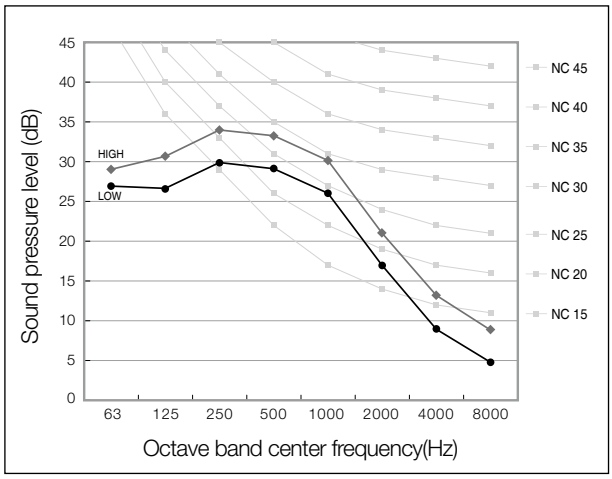

(6) AM071FNMDEH✳✳✳

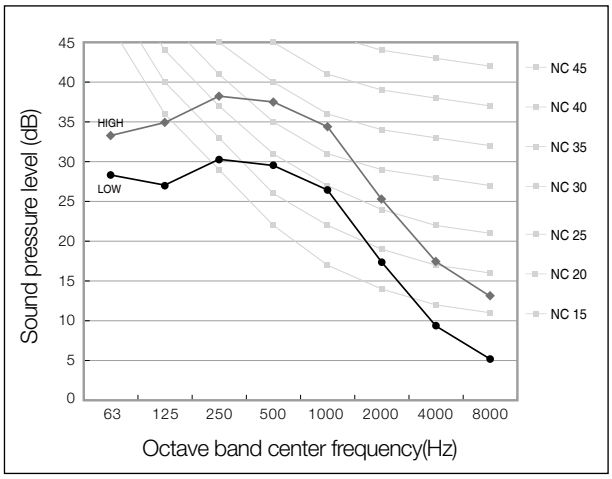

(7) AM090FNMDEH✳✳✳

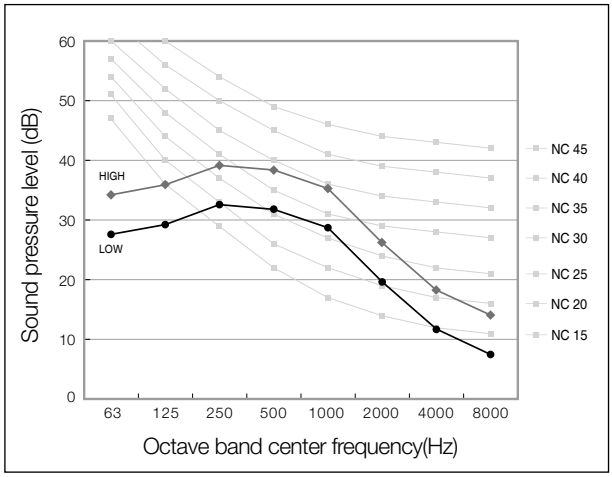

(8) AM112FNMDEH✳✳✳

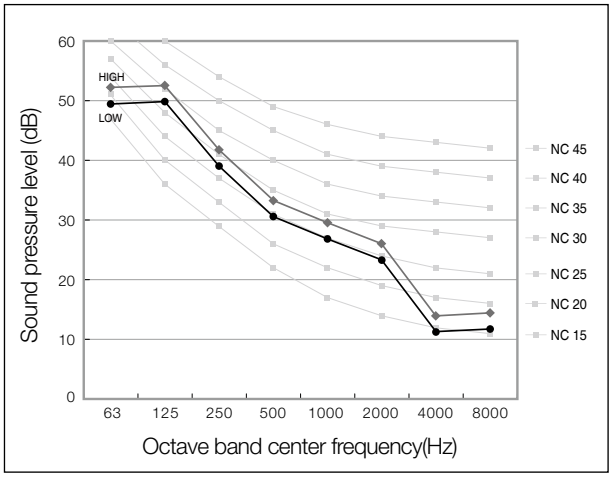

(9) AM128FNMDEH✳✳✳

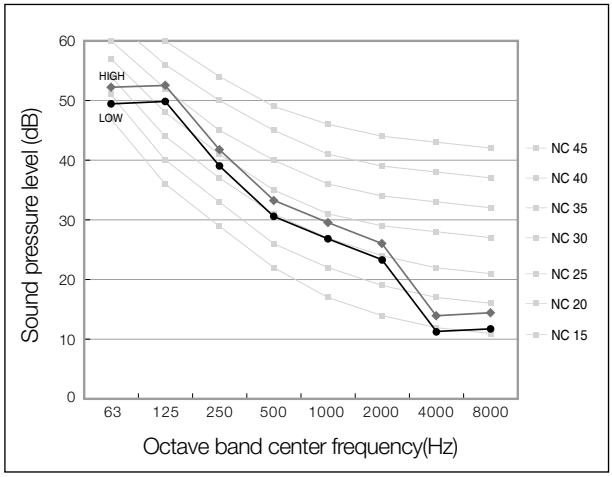

(10) AM140FNMDEH✳✳✳

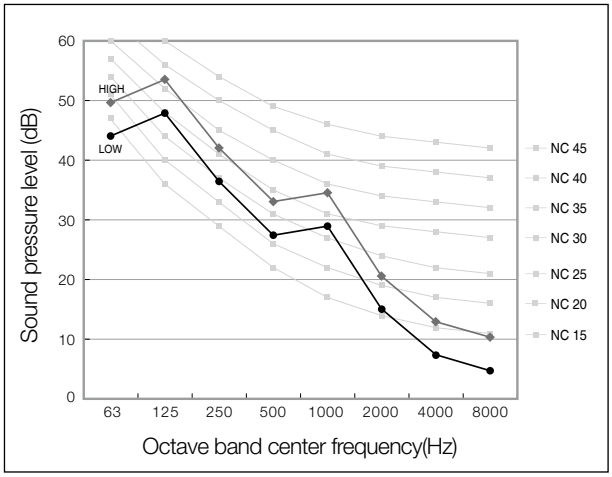

6-6. Recommended operation range

(1) AM022FNMDEH✳✳✳

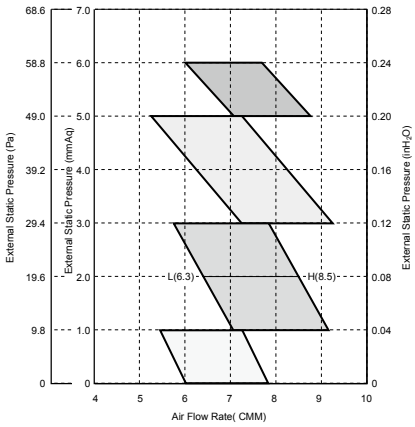

External Static pressure (mmAq)	Option code
0	010054-1350B6-201616-331110
2	010054-1350EA-201616-331110
4	010054-13541E-201616-331110
6	010054-1355E4-201616-331110

(2) AM028FNMDEH✳✳✳

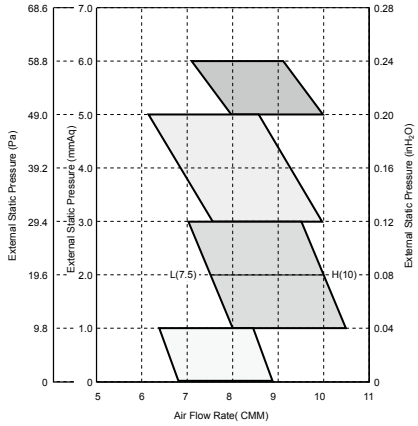

External Static pressure (mmAq)	Option code
0	010054-1350E8-201C1C-331110
2	010054-13542C-201C1C-331110
4	010054-135562-201C1C-331110
6	010054-1359A9-201C1C-331110

(3) AM036FNMDEH✳✳✳

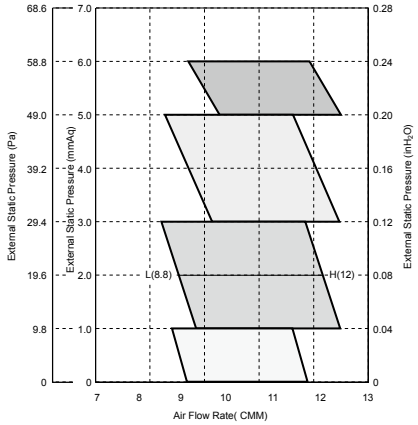

External Static pressure (mmAq)	Option code
0	010054-1350EA-202424-331110
2	010054-1350F8-202424-331110
4	010054-13542C-202424-331110
6	010054-1354CF-202424-331110

(4) AM045FNMDEH✳✳✳

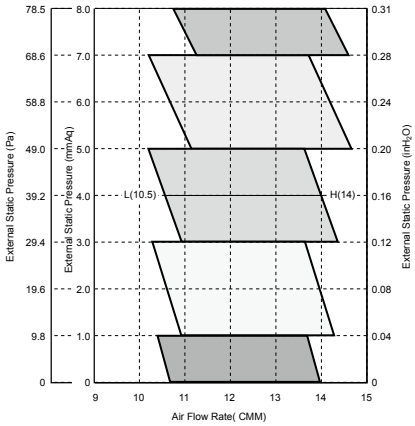

External Static pressure (mmAq)	Option code
0	010054-125550-202D2D-331110
2	010054-125571-202D2D-331110
4	010054-125583-202D2D-331110
6	010054-1255A4-202D2D-331110
8	010054-125906-202D2D-331110

(5) AM056FNMDEH✳✳✳

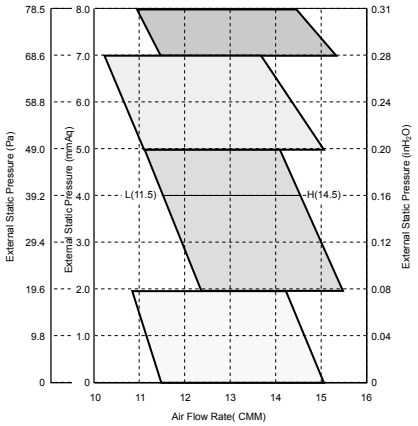

External Static pressure (mmAq)	Option code
0	010054-125571-203838-331110
2	010054-125593-203838-331110
4	010054-1255C5-203838-331110
6	010054-1255F5-203838-331110
8	010054-125957-203838-331110

(6) AM071FNMDEH✳✳✳

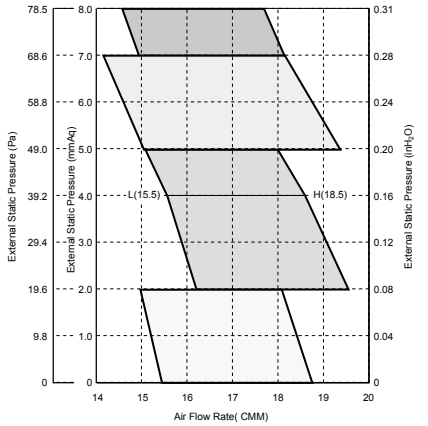

External Static pressure (mmAq)	Option code
0	010054-125904-204747-331110
2	010054-125936-204747-331110
4	010054-125979-204747-331110
6	010054-125DF9-204747-331110
8	010054-125DFC-204747-331110

☑ ***Note***

- ESP = External Static Pressure
- The graphs display the available external static pressure range of installed indoor units. Therefore, they do not reflect the actual change of external static pressure and airflow rate according to adjusted airflow (High-Mid-Low) of installed indoor units.

(7) AM090FNMDEH✳✳✳

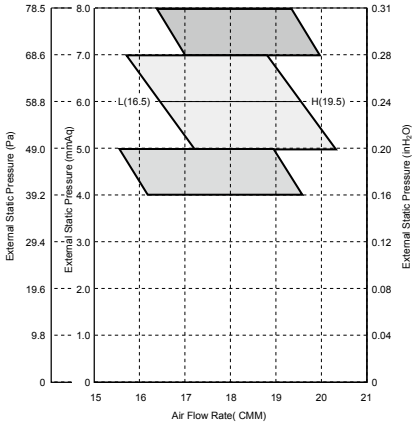

External Static pressure (mmAq)	Option code
4	010054-125945-205A5A-331110
6	010054-125D29-205A5A-331110
8	010054-125DFD-205A5A-331110

(8) AM112FNMDEH✳✳✳

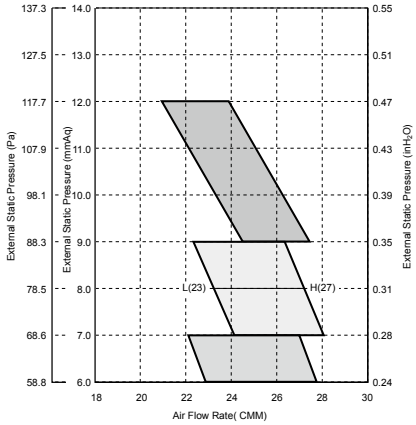

External Static pressure (mmAq)	Option code
4	010054-122E04-207070-331110
6	010054-122E26-207070-331110
8	010054-122EBB-207070-331110
10	010054-122FF0-207070-331110
12	010054-122FF0-207070-331110

(9) AM128FNMDEH✳✳✳

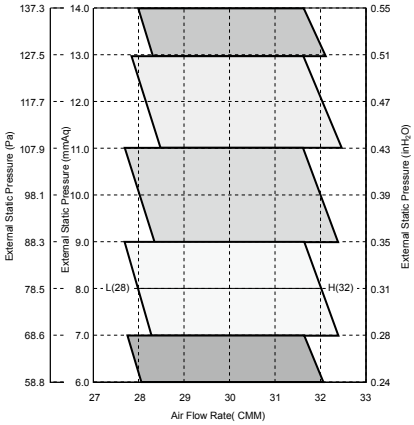

External Static pressure (mmAq)	Option code
4	010054-12296C-208080-331110
6	010054-12299E-208080-331110
8	010054-122A80-208080-331110
10	010054-122AE2-208080-331110
12	010054-122E14-208080-331110
14	010054-122E36-208080-331110

(10) AM140FNMDEH✳✳✳

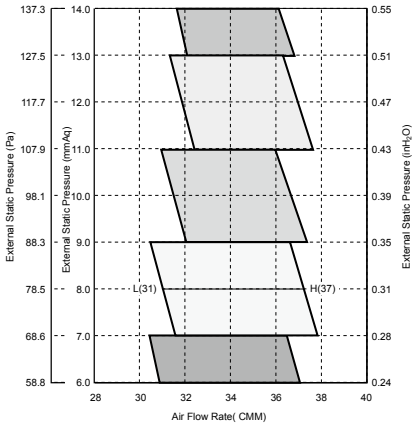

External Static pressure (mmAq)	Option code
4	010054-1229CF-208C8C-331110
6	010054-122AF2-208C8C-331110
8	010054-122E24-208C8C-331110
10	010054-122E47-208C8C-331110
12	010054-122EAA-208C8C-331110
14	010054-122EFC-208C8C-331110

☑ ***Note***

- ESP = External Static Pressure
- The graphs display the available external static pressure range of installed indoor units. Therefore, they do not reflect the actual change of external static pressure and airflow rate according to adjusted airflow (High-Mid-Low) of installed indoor units.

INDOOR UNIT

7 HSP(High static pressure) duct

(AM✳✳✳FNHDEH✳✳✳)

7-1. Specifications

1) Technical specifications

Model				AM112FNHDEH✶✶✶	AM128FNHDEH✶✶✶	AM140FNHDEH✶✶✶	AM220FNHDEH✶✶✶	AM280FNHDEH✶✶✶
Power Supply			Ø, #, V, Hz	1, 2, 220~240, 50	1, 2, 220~240, 50	1, 2, 220~240, 50	1, 2, 220~240, 50	1, 2, 220~240, 50
Mode*1)			-	HP / HR	HP / HR	HP / HR	HP/HR	HP/HR
Performance	Capacity (Nominal)	Cooling*2)	kW	11.2	12.8	14.0	22.4	28.0
			Btu/h	38,200	43,700	47,800	76,400	95,500
		Heating*3)	kW	12.5	13.8	16.8	25.0	31.5
			Btu/h	42,700	47,100	57,300	85,300	107,500
Power	Power Input (Nominal)	Cooling*2)	W	510	560	625	530	790
		Heating*3)		510	560	625	530	790
	Current Input (Nominal)	Cooling*2)	A	3.6	3.75	3.9	3.8	5.9
		Heating*3)		3.6	3.75	3.9	3.8	5.9
Fan	Motor	Type	-	Sirocco Fan / AC	Sirocco Fan / AC	Sirocco Fan / AC	Sirocco Fan	Sirocco Fan
		Output	W	-	-	-	400	400
		Number of unit	EA	2	2	2	1	1
	Air Flow Rate	H/M/L (UL)	CMM	32 / 27 / 23	35 / 31 / 26	39 / 33 / 28	58.00/52.00/47.00	72.00/65.00/58.00
			l/s	533.33/450.00/383.33	583.33/516.67/466.67	650.00/550.00/466.67	966.67/866.67/783.33	1,200.00/1,083.33/966.67
	External Pressure	Min / Std / Max	mmAq	5 / 10 / 20	5 / 10 / 20	5 / 10 / 20	5.00/15.00/25.00	5.00/15.00/28.00
			Pa	49 / 98.1 / 196.1	49 / 98.1 / 196.1	49 / 98.1 / 196.1	49.03/147.10/245.17	49.03/147.10/274.59
			WG	-	-	-	-	-
Option Code			-	015A23-10013A-200000-300000	015A23-12017C-200000-300000	015A23-1301CF-200000-300000	011054-1950E8-20DCDC-331110	011054-19545B-231C1C-331110
Piping Connections	Liquid Pipe		Ø, mm	9.52	9.52	9.52	9.52	9.52
			Ø, inch	3/8	3/8	3/8	3/8	3/8
	Gas Pipe		Ø, mm	15.88	15.88	15.88	19.05	22.23
			Ø, inch	5/8	5/8	5/8	3/4	7/8
	Drain Pipe		Ø, mm	VP25 (OD 32, ID 25)	VP25 (OD 32, ID 25)	VP25 (OD 32, ID 25)	VP25 (OD 32, ID 25)	VP25 (OD 32, ID 25)
Field Wiring	Power Source Wire	Below 20m / over 20m	mm^2	1.5 / 2.5	1.5 / 2.5	1.5 / 2.5	1.5 / 2.5	1.5 / 2.5
	Transmission Cable		mm^2	0.75~1.5	0.75~1.5	0.75~1.5	0.75~1.5	0.75~1.5
Refrigerant	Type		-	R410A	R410A	R410A	R410A	R410A
	Control Method		-	EEV	EEV	EEV	EEV INCLUDED	EEV INCLUDED
Sound	Sound Pressure	High / Mid / Low*4)	dBA	43.0/41.0/39.0	44.0/42.0/40.0	45.0/43.0/41.0	45 / 43 / 41	48 / 46 / 43
Dimensions	Net Weight		kg	62	62	62	89.00	89.00
	Shipping Weight		kg	70	70	70	99.00	99.00
	Net Dimensions (W×H×D)		mm	1,200 x 360 x 650	1,200 x 360 x 650	1,200 x 360 x 650	1240 x 470 x 1040	1240 x 470 x 1040
	Shipping Dimensions (W×H×D)		mm	1,447 x 425 x 769	1,447 x 425 x 769	1,447 x 425 x 769	1507 x 558 x 1155	1507 x 558 x 1155
Panel Size	Panel model		-	-	-	-	-	-
	Panel Net Weight		kg	-	-	-	-	-
	Shipping Weight		kg	-	-	-	-	-
	Net Dimensions (W×H×D)		mm	-	-	-	-	-
	Shipping Dimensions (W×H×D)		mm	-	-	-	-	-
Additional Accessories	Drain pump	Drain pump	- / Model	Optional / MDP-M075SGU2	Optional / MDP-M075SGU2	Optional / MDP-M075SGU2	MDP-N047SNC1D	MDP-N047SNC1D
		Max. lifting Height / Displacement	mm/liter/h	750 / 24	750 / 24	750 / 24	750 / 24	750 / 24
	Air Filter		-	Long life filter	Long life filter	Long life filter	-	-

* Specifications may be subject to change without prior notice for product improvement.

*1) Mode
- HP : Heat Pump, HR : Heat Recovery

*2) Nominal cooling capacities are based on;
- Indoor temperature : 27°C DB, 19°C WB
- Outdoor temperature : 35°C DB, 24°C WB, Equivalent refrigerant piping : 7.5m, Level differences : 0m

*3) Nominal heating capacities are based on;
- Indoor temperature : 20°C DB, 15°C WB
- Outdoor temperature : 7°C DB, 6°C WB, Equivalent refrigerant piping : 7.5m, Level differences : 0m

*4) Sound pressure was acquired in an anechoic room. Thus actual noise level may be different depending on the installation conditions.

7-2. Capacity tables

1) Cooling

TC : Total Capacity(kW), SHC : Sensible Heat Capacity(kW)

Model	Outdoor temperature (ºC, DB)	Indoor temperature (ºC, WB)													
		20 (ºC, DB)		23 (ºC, DB)		26 (ºC, DB)		27 (ºC, DB)		28(ºC, DB)		30 (ºC, DB)		32 (ºC, DB)	
		14 (ºC, WB)		16 (ºC, WB)		18 (ºC, WB)		19 (ºC, WB)		20 (ºC, WB)		22 (ºC, WB)		24 (ºC, WB)	
		TC	SHC	TC	SHC	TC	SHC	TC	SHC	TC	SHC	TC	SHC	TC	SHC
112	10	8.5	7.0	9.3	7.5	10.7	8.3	11.2	8.5	11.7	8.6	12.5	8.3	13.6	8.4
	12	8.5	7.0	9.3	7.5	10.7	8.3	11.2	8.5	11.7	8.6	12.5	8.3	13.6	8.4
	14	8.5	7.0	9.3	7.5	10.7	8.3	11.2	8.5	11.7	8.6	12.5	8.3	13.5	8.3
	16	8.5	7.0	9.3	7.5	10.7	8.3	11.2	8.5	11.7	8.6	12.5	8.3	13.5	8.3
	18	8.5	7.0	9.3	7.5	10.7	8.3	11.2	8.5	11.7	8.6	12.4	8.2	13.4	8.3
	20	8.5	7.0	9.3	7.5	10.7	8.3	11.2	8.5	11.7	8.6	12.4	8.2	13.4	8.3
	21	8.5	7.0	9.3	7.5	10.7	8.3	11.2	8.5	11.7	8.6	12.4	8.2	13.4	8.3
	23	8.5	7.0	9.3	7.5	10.7	8.3	11.2	8.5	11.7	8.6	12.4	8.2	13.4	8.3
	25	8.5	7.0	9.3	7.5	10.7	8.3	11.2	8.5	11.7	8.6	12.4	8.2	13.4	8.3
	27	8.5	7.0	9.3	7.5	10.7	8.3	11.2	8.5	11.7	8.6	12.4	8.2	13.4	8.3
	29	8.5	7.0	9.3	7.5	10.7	8.3	11.2	8.5	11.7	8.6	12.4	8.2	13.4	8.3
	31	8.5	7.0	9.3	7.5	10.7	8.3	11.2	8.5	11.7	8.6	12.4	8.2	13.4	8.3
	33	8.5	7.0	9.3	7.5	10.7	8.3	11.2	8.5	11.7	8.6	12.4	8.2	13.4	8.3
	35	8.5	7.0	9.3	7.5	10.7	8.3	11.2	8.5	11.7	8.6	12.4	8.2	13.4	8.3
	37	8.5	7.0	9.3	7.5	10.7	8.3	11.2	8.5	11.7	8.6	12.3	8.2	13.2	8.2
	39	8.5	7.0	9.3	7.5	10.7	8.3	11.2	8.5	11.6	8.5	12.1	8.0	13.0	8.0
	42	8.5	7.0	9.3	7.5	10.7	8.3	10.9	8.3	11.3	8.3	11.6	7.7	12.6	7.8
	44	8.5	7.0	9.3	7.5	10.7	8.3	10.9	8.3	11.3	8.3	11.6	7.7	12.4	7.7
128	10	9.7	8.0	10.4	8.3	12.0	8.9	12.8	10.0	13.3	10.0	14.3	9.8	15.4	9.8
	12	9.7	8.0	10.4	8.3	12.0	8.9	12.8	10.0	13.3	10.0	14.3	9.8	15.3	9.7
	14	9.7	8.0	10.4	8.3	12.0	8.9	12.8	10.0	13.3	10.0	14.3	9.8	15.3	9.7
	16	9.7	8.2	10.4	8.3	12.0	8.9	12.8	10.0	13.3	10.0	14.2	9.7	15.2	9.6
	18	9.7	8.2	10.4	8.3	12.0	8.9	12.8	10.0	13.3	10.0	14.2	9.7	15.1	9.6
	20	9.7	8.2	10.4	8.3	12.0	8.9	12.8	10.0	13.3	10.0	14.2	9.7	15.1	9.6
	21	9.7	8.2	10.4	8.3	12.0	8.9	12.8	10.0	13.3	10.0	14.2	9.7	15.1	9.6
	23	9.7	8.2	10.4	8.3	12.0	8.9	12.8	10.0	13.3	10.0	14.2	9.7	15.1	9.6
	25	9.7	8.2	10.4	8.3	12.0	8.9	12.8	10.0	13.3	10.0	14.2	9.7	15.1	9.6
	27	9.7	8.2	10.4	8.3	12.0	8.9	12.8	10.0	13.3	10.0	14.2	9.7	15.1	9.6
	29	9.7	8.2	10.4	8.3	12.0	8.9	12.8	10.0	13.3	10.0	14.2	9.7	15.1	9.6
	31	9.7	8.2	10.4	8.3	12.0	8.9	12.8	10.0	13.3	10.0	14.2	9.7	15.1	9.6
	33	9.7	8.2	10.4	8.3	12.0	8.9	12.8	10.0	13.3	10.0	14.2	9.7	15.1	9.6
	35	9.7	8.2	10.4	8.3	12.0	8.9	12.8	10.0	13.3	10.0	14.2	9.7	15.1	9.6
	37	9.7	8.2	10.4	8.3	12.0	8.9	12.8	10.0	13.2	9.9	14.0	9.6	14.9	9.4
	39	9.7	8.2	10.4	8.3	12.0	8.9	12.8	10.0	13.1	9.8	13.8	9.4	14.5	9.2
	42	9.7	8.2	10.4	8.3	12.0	8.9	12.4	9.7	12.7	9.5	13.2	9.0	13.7	8.7
	44	9.7	8.2	10.4	8.3	12.0	8.9	12.4	9.7	12.7	9.5	13.2	9.0	13.7	8.7
140	10	10.5	9.1	11.6	9.9	13.3	10.9	14.0	11.2	14.7	11.3	15.7	11.0	16.8	10.9
	12	10.5	9.1	11.6	9.9	13.3	10.9	14.0	11.2	14.6	11.2	15.6	10.9	16.7	10.9
	14	10.5	9.1	11.6	9.9	13.3	10.9	14.0	11.2	14.6	11.2	15.6	10.9	16.7	10.9
	16	10.5	9.1	11.6	9.9	13.3	10.9	14.0	11.2	14.6	11.2	15.6	10.9	16.6	10.8
	18	10.5	9.1	11.6	9.9	13.3	10.9	14.0	11.2	14.6	11.2	15.5	10.9	16.6	10.8
	20	10.5	9.1	11.6	9.9	13.3	10.9	14.0	11.2	14.6	11.2	15.5	10.9	16.5	10.7
	21	10.5	9.1	11.6	9.9	13.3	10.9	14.0	11.2	14.6	11.2	15.5	10.9	16.5	10.7
	23	10.5	9.1	11.6	9.9	13.3	10.9	14.0	11.2	14.6	11.2	15.5	10.9	16.5	10.7
	25	10.5	9.1	11.6	9.9	13.3	10.9	14.0	11.2	14.6	11.2	15.5	10.9	16.5	10.7
	27	10.5	9.1	11.6	9.9	13.3	10.9	14.0	11.2	14.6	11.2	15.5	10.9	16.5	10.7
	29	10.5	9.1	11.6	9.9	13.3	10.9	14.0	11.2	14.6	11.2	15.5	10.9	16.5	10.7
	31	10.5	9.1	11.6	9.9	13.3	10.9	14.0	11.2	14.6	11.2	15.5	10.9	16.5	10.7
	33	10.5	9.1	11.6	9.9	13.3	10.9	14.0	11.2	14.6	11.2	15.5	10.9	16.5	10.7
	35	10.5	9.1	11.6	9.9	13.3	10.9	14.0	11.2	14.6	11.2	15.5	10.9	16.5	10.7
	37	10.5	9.1	11.6	9.9	13.3	10.9	14.0	11.2	14.6	11.2	15.4	10.8	16.3	10.6
	39	10.5	9.1	11.6	9.9	13.3	10.9	14.0	11.2	14.5	11.2	15.1	10.6	15.9	10.3
	42	10.5	9.1	11.6	9.9	13.3	10.9	13.6	10.9	14.1	10.9	14.4	10.1	15.0	9.8
	44	10.5	9.1	11.6	9.9	13.3	10.9	13.6	10.9	14.1	10.9	14.4	10.1	15.0	9.8
220	10	15.8	13.8	18.7	15.4	21.2	16.6	22.4	17.1	23.9	17.7	26.4	18.1	27.9	18.3
	12	15.8	13.8	18.7	15.4	21.2	16.6	22.4	17.1	23.9	17.8	26.4	18.2	27.9	18.4
	14	15.8	13.8	18.7	15.4	21.2	16.6	22.4	17.1	23.9	17.8	26.4	18.2	27.9	18.1
	16	15.8	13.8	18.7	15.4	21.2	16.6	22.4	17.1	23.9	17.8	26.4	18.2	27.9	18.3
	18	15.8	13.8	18.7	15.4	21.2	16.6	22.4	17.1	23.9	17.8	26.4	18.2	27.8	18.1
	20	15.8	13.8	18.7	15.4	21.2	16.6	22.4	17.1	23.9	17.8	26.4	18.2	27.4	18.0
	21	15.8	13.8	18.7	15.4	21.2	16.6	22.4	17.1	23.9	17.8	26.4	18.2	27.5	18.0
	23	15.8	13.8	18.7	15.4	21.2	16.6	22.4	17.1	23.9	17.8	26.4	18.3	27.1	17.7
	25	15.8	13.8	18.7	15.4	21.2	16.6	22.4	17.1	23.9	17.8	26.4	18.2	27.0	17.8
	27	15.8	13.8	18.7	15.4	21.2	16.6	22.4	17.1	23.9	17.8	26.4	18.2	27.0	17.8
	29	15.8	13.8	18.7	15.4	21.2	16.6	22.4	17.1	23.9	17.8	26.4	18.2	27.0	17.8
	31	15.8	13.8	18.7	15.4	21.2	16.6	22.4	17.1	23.9	17.8	26.4	18.3	27.0	17.8
	33	15.8	13.8	18.7	15.4	21.2	16.6	22.4	17.1	23.9	17.8	26.4	18.5	27.0	17.8
	35	15.8	13.8	18.7	15.4	21.2	16.6	22.4	17.1	23.9	17.7	26.4	18.5	27.0	18.0
	37	15.5	13.6	18.4	15.2	21.1	16.5	22.4	17.1	23.7	17.7	26.0	18.2	26.6	17.6
	39	15.3	13.5	18.1	15.0	21.1	16.5	22.3	17.0	23.7	17.7	25.7	18.4	26.2	17.5
	42	15.0	13.2	17.8	14.7	20.7	16.2	21.9	16.7	23.3	17.5	25.2	18.1	25.7	17.3
	44	14.8	13.0	17.5	14.5	20.4	15.9	21.6	16.4	22.9	17.3	24.8	17.9	25.3	17.0
	46	14.5	12.7	17.2	14.2	20.0	15.6	21.2	16.1	22.5	16.9	24.4	17.5	24.8	16.6
280	10	19.7	17.6	23.3	19.6	26.5	21.2	28.0	21.8	29.9	22.6	32.7	23.0	34.7	23.2
	12	19.7	17.6	23.3	19.6	26.5	21.2	28.0	21.8	29.9	22.8	32.7	23.1	34.7	23.4
	14	19.7	17.6	23.3	19.6	26.5	21.2	28.0	21.8	29.9	22.8	32.7	23.1	34.7	23.0
	16	19.7	17.6	23.3	19.6	26.5	21.2	28.0	21.8	29.9	22.8	32.7	23.1	34.7	23.3
	18	19.7	17.6	23.3	19.6	26.5	21.2	28.0	21.8	29.9	22.8	32.7	23.0	34.7	23.1
	20	19.7	17.6	23.3	19.6	26.5	21.2	28.0	21.8	29.9	22.8	32.7	23.0	34.3	23.0
	21	19.7	17.6	23.3	19.6	26.5	21.2	28.0	21.8	29.9	22.8	32.7	23.0	34.3	22.9
	23	19.7	17.6	23.3	19.6	26.5	21.2	28.0	21.8	29.9	22.8	32.7	23.2	33.7	22.6
	25	19.7	17.6	23.3	19.6	26.5	21.2	28.0	21.8	29.9	22.8	32.7	23.0	33.7	22.8
	27	19.7	17.6	23.3	19.6	26.5	21.2	28.0	21.8	29.9	22.8	32.7	23.0	33.7	22.8
	29	19.7	17.6	23.3	19.6	26.5	21.2	28.0	21.8	29.9	22.8	32.7	23.0	33.7	22.8
	31	19.7	17.6	23.3	19.6	26.5	21.2	28.0	21.8	29.9	22.8	32.7	23.2	33.7	22.8
	33	19.7	17.6	23.3	19.6	26.5	21.2	28.0	21.8	29.9	22.8	32.7	23.5	33.7	22.8
	35	19.7	17.6	23.3	19.6	26.5	21.2	28.0	21.8	29.9	22.6	32.7	23.5	33.7	23.0
	37	19.4	17.3	23.0	19.3	26.3	20.9	28.0	21.8	29.7	22.7	32.2	23.1	33.2	22.5
	39	19.2	17.1	22.7	19.1	26.3	20.9	27.9	21.6	29.5	22.5	31.8	23.4	32.8	22.4
	42	18.8	16.8	22.2	18.7	25.8	20.5	27.4	21.3	29.0	22.2	31.2	22.9	32.2	22.1
	44	18.5	16.5	21.9	18.4	25.4	20.2	27.0	21.0	28.6	21.9	30.8	22.6	31.7	21.8
	46	18.2	16.2	21.5	18.1	24.9	19.8	26.5	20.5	28.0	21.4	30.2	22.1	31.0	21.3

7-2. Capacity tables

2) Heating

TC : Total Capacity(kW)

Model	Outdoor temperature (°C, DB)		Indoor temperature (°C, DB)				
			16.0	18.0	20.0	22.0	24.0
			TC	TC	TC	TC	TC
	DB	WB	kW	kW	kW	kW	kW
112	-20	-21	7.2	6.9	6.6	6.5	6.5
	-17	-18	8.0	7.6	7.4	7.3	7.3
	-15	-16	8.4	8.1	7.9	7.7	7.5
	-12	-13	8.8	8.6	8.4	8.2	8.1
	-10	-11	9.2	9.0	8.9	8.8	8.7
	-7	-8	9.7	9.6	9.4	9.2	9.0
	-5	-6	10.2	10.1	9.9	9.6	9.3
	-3	-4	10.7	10.6	10.5	10.1	9.7
	0	-1	11.3	11.1	11.1	10.5	10.0
	3	2.2	11.8	11.6	11.5	11.0	10.6
	5	4.1	12.3	12.2	12.0	11.3	10.6
	7	6	12.9	12.7	12.5	11.5	10.6
	9	7.9	13.3	12.9	12.5	11.5	10.6
	11	9.8	13.7	13.1	12.5	11.5	10.6
	13	12	14.0	13.3	12.5	11.5	10.6
	15	14	14.4	13.5	12.5	11.5	10.6
128	-20	-21	7.9	7.7	7.3	7.2	7.2
	-17	-18	8.8	8.5	8.1	8.0	8.0
	-15	-16	9.2	9.0	8.7	8.5	8.2
	-12	-13	9.7	9.5	9.3	9.1	8.9
	-10	-11	10.1	10.0	9.9	9.7	9.6
	-7	-8	10.7	10.6	10.4	10.2	10.0
	-5	-6	11.3	11.1	11.0	10.7	10.3
	-3	-4	11.9	11.7	11.5	11.1	10.7
	0	-1	12.4	12.3	12.1	11.6	11.0
	3	2.2	13.0	12.9	12.7	12.2	11.7
	5	4.1	13.6	13.4	13.2	12.4	11.7
	7	6	14.2	14.0	13.8	12.7	11.7
	9	7.9	14.6	14.2	13.8	12.7	11.7
	11	9.8	15.1	14.4	13.8	12.7	11.7
	13	12	15.5	14.7	13.8	12.7	11.7
	15	14	15.9	14.9	13.8	12.7	11.7
140	-20	-21	9.2	8.9	8.5	8.4	8.4
	-17	-18	10.2	9.8	9.4	9.3	9.3
	-15	-16	10.7	10.4	10.1	9.8	9.5
	-12	-13	11.2	11.0	10.8	10.6	10.3
	-10	-11	11.7	11.6	11.4	11.3	11.1
	-7	-8	12.4	12.2	12.1	11.8	11.5
	-5	-6	13.1	12.9	12.7	12.3	12.0
	-3	-4	13.8	13.6	13.4	12.9	12.4
	0	-1	14.4	14.2	14.0	13.4	12.8
	3	2.2	15.1	14.9	14.7	14.1	13.5
	5	4.1	15.8	15.6	15.3	14.4	13.5
	7	6	16.5	16.2	16.0	14.8	13.5
	9	7.9	17.0	16.5	16.0	14.8	13.5
	11	9.8	17.5	16.7	16.0	14.8	13.5
	13	12	18.0	17.0	16.0	14.8	13.5
	15	14	18.5	17.2	16.0	14.8	13.5
220	-20	-21	20.3	19.5	18.4	17.5	16.8
	-17	-18	20.8	20.0	18.9	18.4	18.2
	-15	-16	21.6	20.7	19.6	19.1	18.8
	-12	-13	23.0	22.1	20.9	20.2	20.0
	-10	-11	24.7	23.7	22.4	21.4	21.1
	-7	-8	25.4	24.4	23.0	22.3	22.0
	-5	-6	26.2	25.2	23.7	23.2	22.6
	-3	-4	26.8	25.8	24.3	24.1	23.1
	0	-1	27.4	26.5	24.9	24.3	23.7
	3	2	28.0	27.0	25.0	24.4	23.6
	5	4	28.3	27.0	25.0	24.4	23.6
	7	6	28.8	27.0	25.0	24.4	23.6
	9	8	28.8	27.0	25.0	24.4	23.6
	11	10	28.8	270	25.0	24.4	23.6
	13	12	28.8	27.0	25.0	24.4	23.6
	15	14	28.8	27.0	25.0	24.4	23.6
280	-20	-21	25.4	24.4	23.0	21.9	21.0
	-17	-18	26.0	25.0	23.6	22.9	22.5
	-15	-16	27.0	25.9	24.5	23.8	23.3
	-12	-13	28.8	27.7	26.1	25.2	24.8
	-10	-11	30.9	29.7	28.0	26.8	26.4
	-7	-8	31.8	30.5	28.8	27.9	27.3
	-5	-6	32.7	31.5	29.7	29.0	28.1
	-3	-4	33.5	32.2	30.4	29.8	28.7
	0	-1	34.3	33.1	31.1	30.4	29.3
	3	2	35.0	33.7	31.5	30.4	29.5
	5	4	35.3	33.7	31.5	30.4	29.5
	7	6	35.7	33.7	31.5	30.4	29.5
	9	8	35.7	33.7	31.5	30.4	29.5
	11	10	35.7	33.7	31.5	30.4	29.5
	13	12	35.7	33.7	31.5	30.4	29.5
	15	14	35.7	33.7	31.5	30.4	29.5

7-3. Dimensional drawing

1) AM112/128/140FNHDEH✳✳✳

Unit:mm

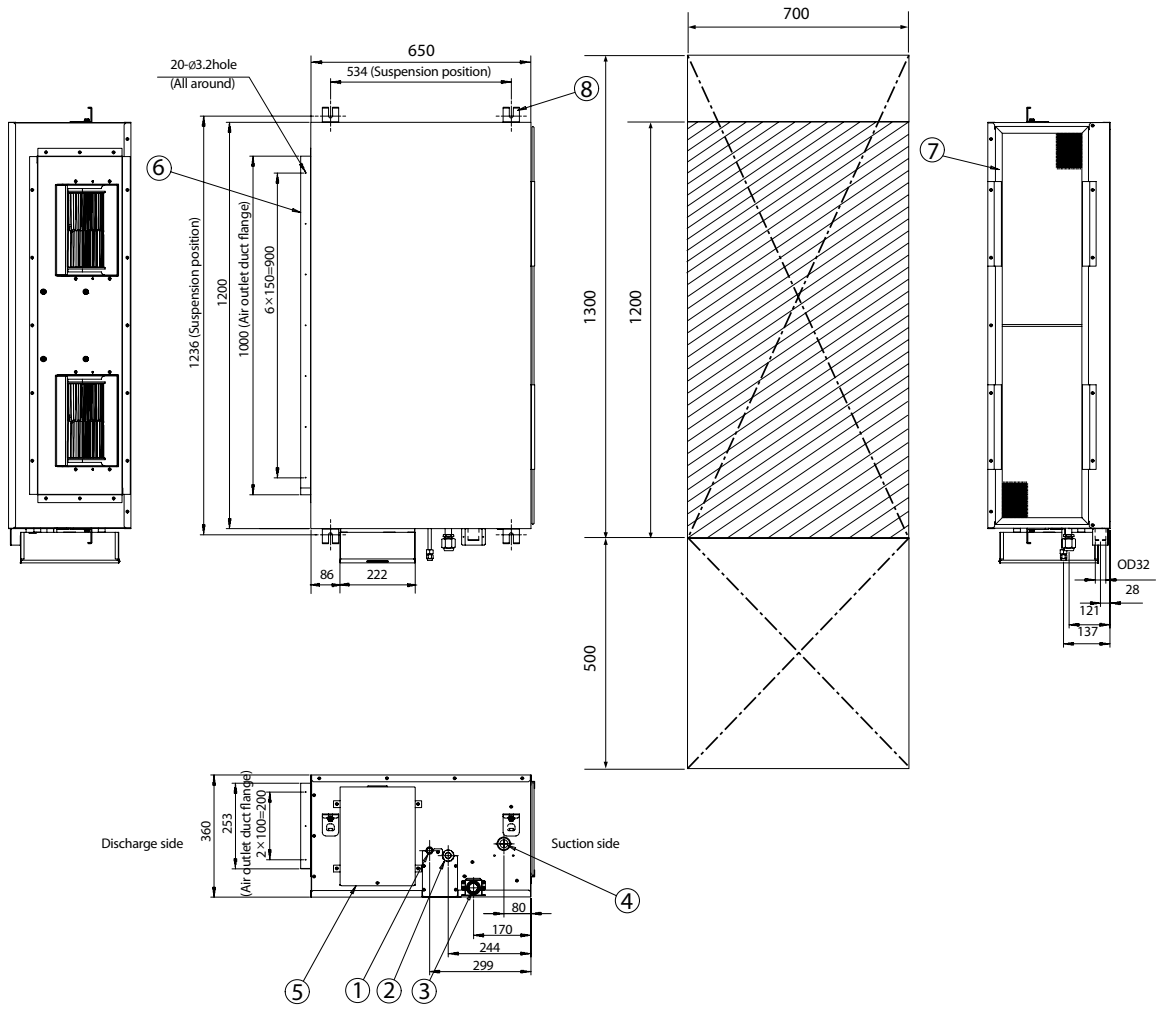

No.	Name	Description
①	Liquid pipe connection	Ø9.52 (3/8")
②	Gas pipe connection	Ø15.88 (5/8")
③	Drain pipe connection without optional drain pump kits	VP25 (OD 32, ID 25)
④	Drain pipe connection with optional drain pump kits	VP25 (OD 32, ID 25)
⑤	Power supply/Communication connection	
⑥	Air discharge grille flange	
⑦	Suction flange	
⑧	Hook	3/8" or M10

7-3. Dimensional drawing

2) AM220/280FNHDEH✳✳✳

Unit:mm

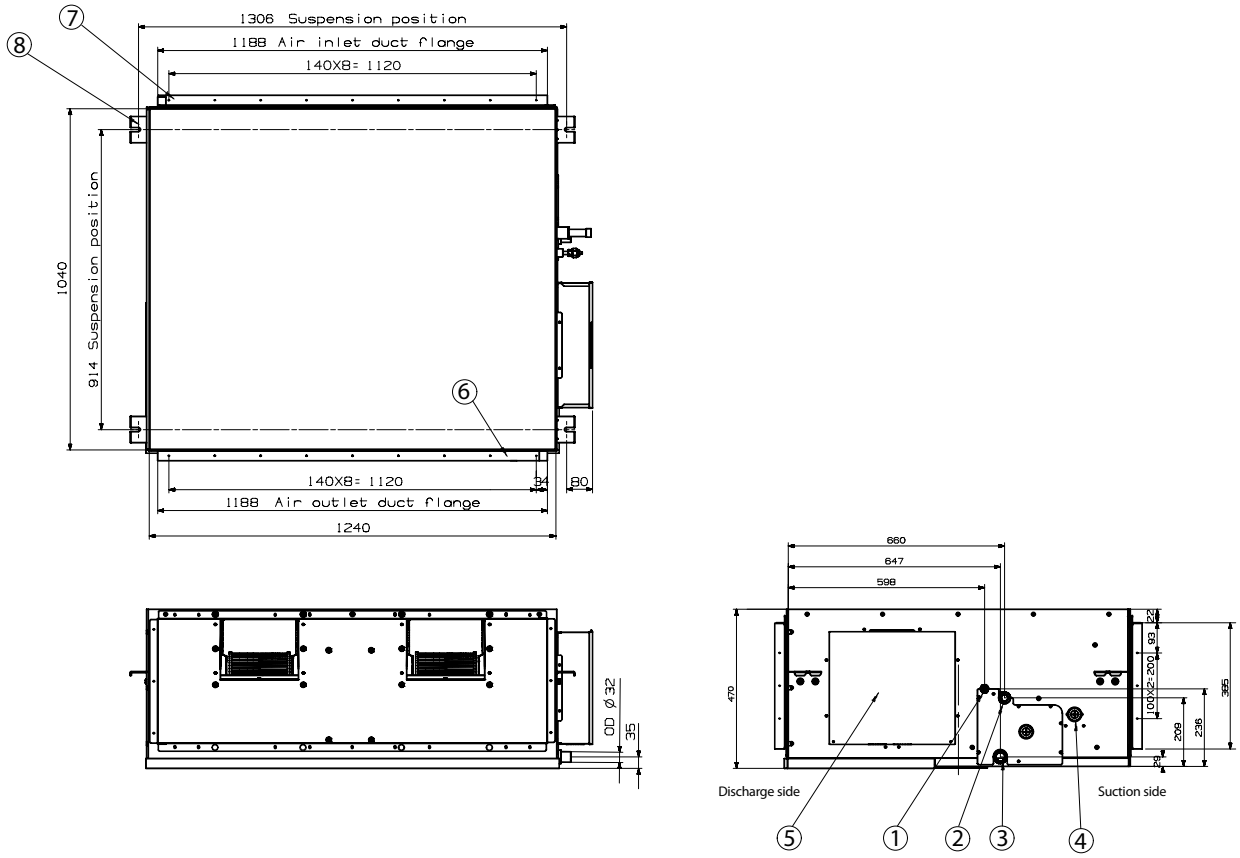

No.	Name	Description
①	Liquid pipe connection	Ø9.52 (3/8”)
②	Gas pipe connection	ND220✳✳✳ : Ø19.05 (3/4”) ND280✳✳✳ : Ø22.22 (7/8”)
③	Drain pipe connection without optional drain pump kits	VP25 (OD 32, ID 25)
④	Drain pipe connection with optional drain pump kits	VP25 (OD 32, ID 25)
⑤	Power supply/Communication connection	
⑥	Air discharge grille flange	
⑦	Suction flange	
⑧	Hook	3/8” or M10

7-4. Electrical wiring diagram

1) AM220/280FNHDEH✳✳✳

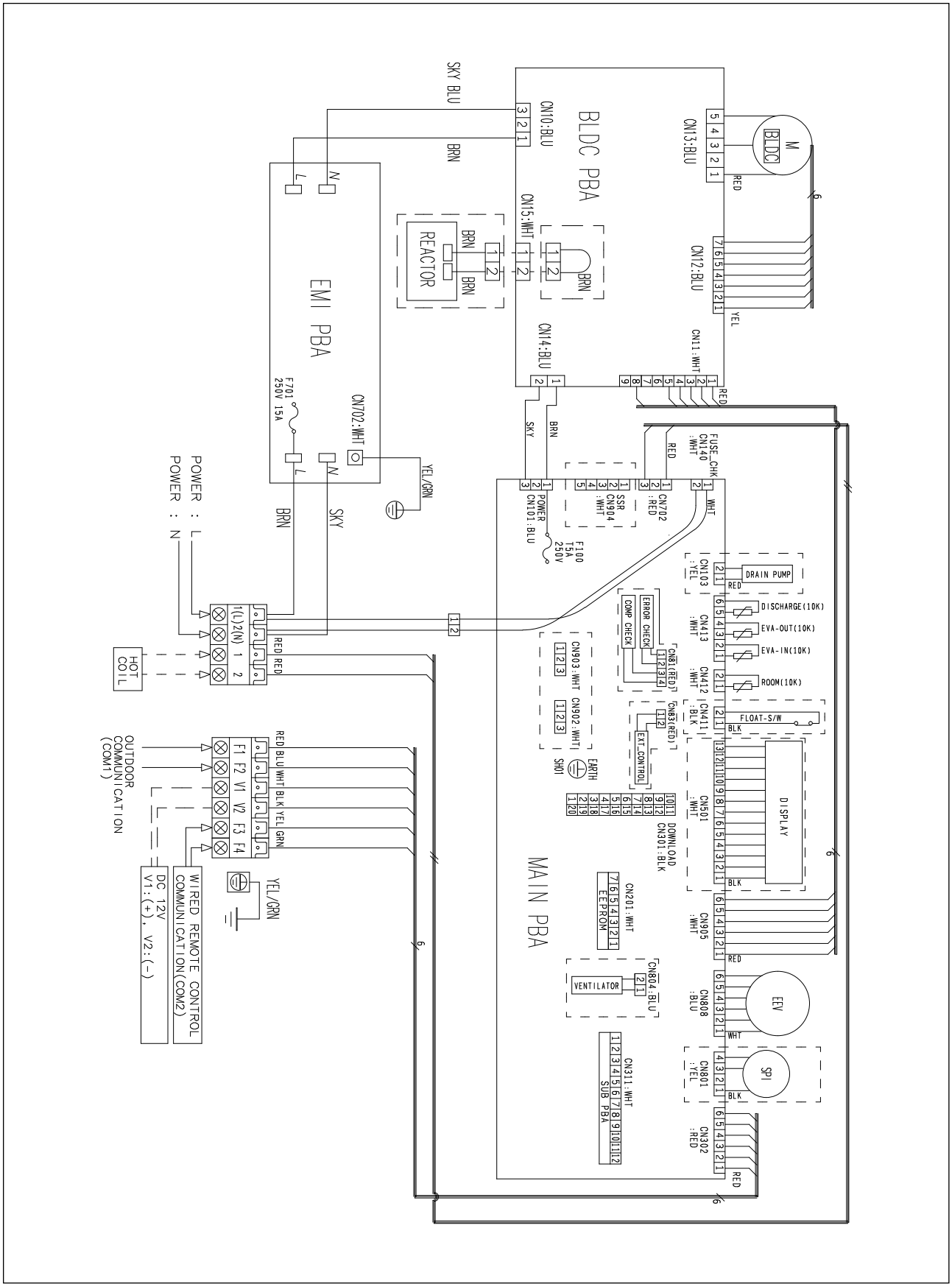

7-5. Sound pressure level

1) Operation sound level

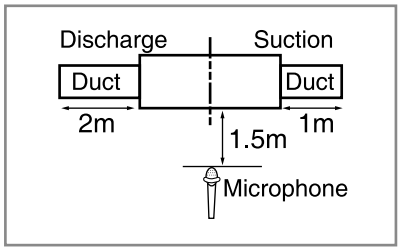

Unit : dB(A)

Model	High	Low
AM220FNHDEH✳✳✳	45	41
AM280FNHDEH✳✳✳	48	43

Note

- These operation values were obtained in an anechoic room. Sound pressure level will vary depending on a range of factors such as the construction of the particular room where the equipment is installed.
- Operation sound level may differ depending on operation and ambient conditions.

2) NC curves

(1) AM220FNHDEH✳✳✳

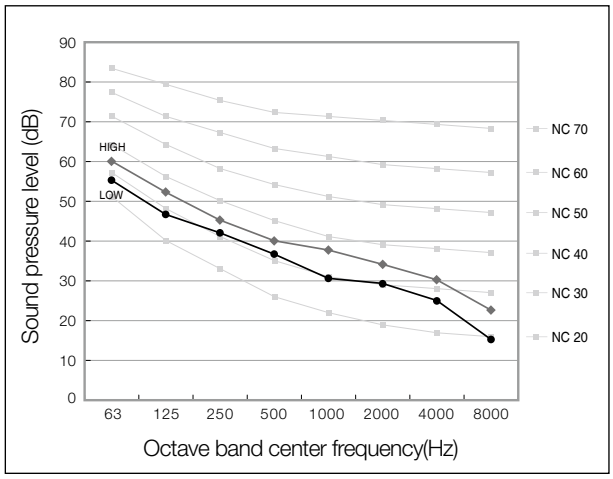

(2) AM280FNHDEH✳✳✳

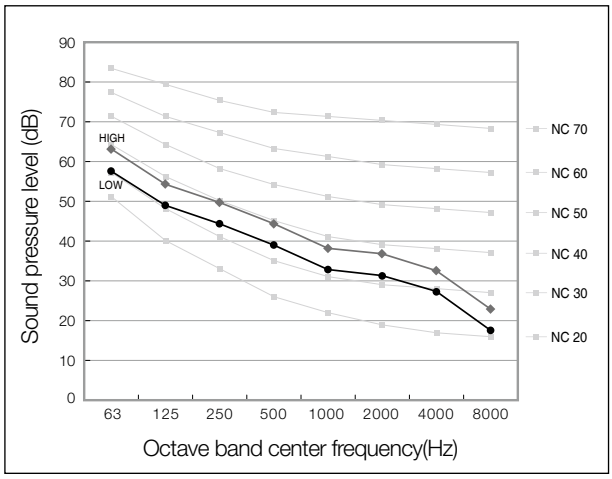

7-6. Recommended operation range

(1) AM220FNHDEH✳✳✳

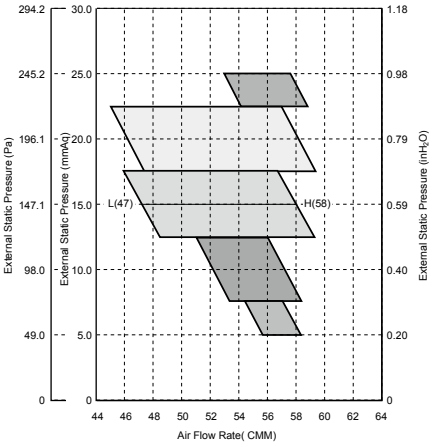

(2) AM280FNHDEH✳✳✳

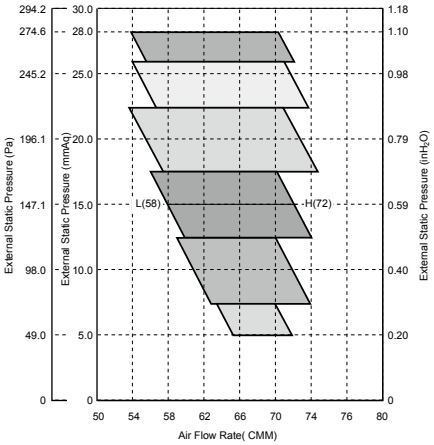

ESP (mmAq)	Option code
5	011054-195097-20DCDC-331110
10	011054-1950C7-20DCDC-331110
15	011054-1950E8-20DCDC-331110
20	011054-19544D-20DCDC-331110
25	011054-19549F-20DCDC-331110

ESP (mmAq)	Option code
5	011054-195407-231C1C-331110
10	011054-195429-231C1C-331110
15	011054-19545B-231C1C-331110
20	011054-19549E-231C1C-331110
25	011054-1955D1-231C1C-331110
28	011054-1955F3-231C1C-331110

☑ ***Note***

- ◆ ESP = External Static Pressure
- ◆ The graphs display the available external static pressure range of installed indoor units. Therefore, they do not reflect the actual change of external static pressure and airflow rate according to adjusted airflow (High-Mid-Low) of installed indoor units.

INDOOR UNIT

8 Console

(AM✳✳✳FNJDEH✳✳✳)

8-1. Specifications

1) Technical specifications

Model				AM028FNJDEH✶✶✶	AM036FNJDEH✶✶✶	AM056FNJDEH✶✶✶
Power Supply			Ø, #, V, Hz	1, 2, 220~240, 50	1, 2, 220~240, 50	1, 2, 220~240, 50
Mode*1)			-	HP/HR	HP/HR	HP/HR
Performance	Capacity (Nominal)	Cooling*2)	kW	2.8	3.6	5.6
			Btu/h	9,600	12,300	19,100
		Heating*3)	kW	3.2	4.0	6.3
			Btu/h	10,900	13,600	21,500
Power	Power Input (Nominal)	Cooling*2)	W	30	35	62
		Heating*3)		30	35	62
	Current Input (Nominal)	Cooling*2)	A	0.25	0.29	0.49
		Heating*3)		0.25	0.29	0.49
Fan	Motor	Type	-	Turbo Fan	Turbo Fan	Turbo Fan
		Output	W	37	37	37
		Number of unit	EA	1	1	1
	Air Flow Rate	H/M/L (UL)	CMM	7.00/6.00/5.00	8.50/7.50/6.50	13.00/11.50/10.00
			l/s	116.67/100.00/83.33	141.67/125.00/108.33	216.67/191.67/166.67
	External Pressure	Min / Std / Max	mmAq	-	-	-
			Pa	-	-	-
			WG	-	-	-
Option Code			-	019044-1950B7-201C1C-330010	019044-1950D7-202424-330010	019044-19541B-203838-330010
Piping Connections	Liquid Pipe		Ø, mm	6.35	6.35	6.35
			Ø, inch	1/4	1/4	1/4
	Gas Pipe		Ø, mm	12.70	12.70	12.70
			Ø, inch	1/2	1/2	1/2
	Drain Pipe		Ø, mm	ID 18 HOSE	ID 18 HOSE	ID 18 HOSE
Field Wiring	Power Source Wire	Below 20m / over 20m	mm^2	1.5 / 2.5	1.5 / 2.5	1.5 / 2.5
	Transmission Cable		mm^2	0.75~1.5	0.75~1.5	0.75~1.5
Refrigerant	Type		-	R410A	R410A	R410A
	Control Method		-	EEV INCLUDED	EEV INCLUDED	EEV INCLUDED
Sound	Sound Pressure	High / Mid / Low*4)	dBA	38 / 36 / 34	39 / 37 / 34	43 / 40 / 37
Dimensions	Net Weight		kg	16.00	16.00	16.00
	Shipping Weight		kg	21.00	21.00	21.00
	Net Dimensions (W×H×D)		mm	720 x 620 x 199	720 x 620 x 199	720 x 620 x 199
	Shipping Dimensions (W×H×D)		mm	810 x 710 x 295	810 x 710 x 295	810 x 710 x 295
Panel Size	Panel model		-	-	-	-
	Panel Net Weight		kg	-	-	-
	Shipping Weight		kg	-	-	-
	Net Dimensions (W×H×D)		mm	-	-	-
	Shipping Dimensions (W×H×D)		mm	-	-	-
Additional Accessories	Drain pump	Drain pump	- / Model	-	-	-
		Max. lifting Height / Displacement	mm/liter/h	-	-	-
	Air Filter		-	Long life filter	Long life filter	Long life filter

* Specifications may be subject to change without prior notice for product improvement.

*1) Mode
- HP : Heat Pump, HR : Heat Recovery

*2) Nominal cooling capacities are based on;
- Indoor temperature : 27°C DB, 19°C WB
- Outdoor temperature : 35°C DB, 24°C WB, Equivalent refrigerant piping : 7.5m, Level differences : 0m

*3) Nominal heating capacities are based on;
- Indoor temperature : 20°C DB, 15°C WB
- Outdoor temperature : 7°C DB, 6°C WB, Equivalent refrigerant piping : 7.5m, Level differences : 0m

*4) Sound pressure was acquired in an anechoic room. Thus actual noise level may be different depending on the installation conditions.

8-2. Capacity tables

1) Cooling

TC : Total Capacity(kW), SHC : Sensible Heat Capacity(kW)

Model	Outdoor temperature (ºC, DB)	Indoor temperature (ºC, WB)													
		20 (ºC, DB)		23 (ºC, DB)		26 (ºC, DB)		27 (ºC, DB)		28 (ºC, DB)		30 (ºC, DB)		32 (ºC, DB)	
		14 (ºC, WB)		16 (ºC, WB)		18 (ºC, WB)		19 (ºC, WB)		20 (ºC, WB)		22 (ºC, WB)		24 (ºC, WB)	
		TC	SHC	TC	SHC	TC	SHC	TC	SHC	TC	SHC	TC	SHC	TC	SHC
028	10	1.9	1.7	2.3	2.0	2.6	2.0	2.8	2.2	2.9	2.2	3.1	2.2	3.4	2.1
	12	1.9	1.7	2.3	2.0	2.6	2.0	2.8	2.2	2.9	2.2	3.1	2.2	3.3	2.0
	14	1.9	1.7	2.3	2.0	2.6	2.0	2.8	2.2	2.9	2.2	3.1	2.2	3.3	2.0
	16	1.9	1.7	2.3	2.0	2.6	2.0	2.8	2.2	2.9	2.2	3.1	2.2	3.3	2.0
	18	1.9	1.7	2.3	2.0	2.6	2.0	2.8	2.2	2.9	2.2	3.1	2.2	3.3	2.0
	20	1.9	1.7	2.3	2.0	2.6	2.0	2.8	2.2	2.9	2.2	3.1	2.2	3.3	2.0
	21	1.9	1.7	2.3	2.0	2.6	2.0	2.8	2.2	2.9	2.2	3.1	2.2	3.3	2.0
	23	1.9	1.7	2.3	2.0	2.6	2.0	2.8	2.2	2.9	2.2	3.1	2.2	3.3	2.0
	25	1.9	1.7	2.3	2.0	2.6	2.0	2.8	2.2	2.9	2.2	3.1	2.2	3.3	2.0
	27	1.9	1.7	2.3	2.0	2.6	2.0	2.8	2.2	2.9	2.2	3.1	2.2	3.3	2.0
	29	1.9	1.7	2.3	2.0	2.6	2.0	2.8	2.2	2.9	2.2	3.1	2.2	3.3	2.0
	31	1.9	1.7	2.3	2.0	2.6	2.0	2.8	2.2	2.9	2.2	3.1	2.2	3.3	2.0
	33	1.9	1.7	2.3	2.0	2.6	2.0	2.8	2.2	2.9	2.2	3.1	2.2	3.3	2.0
	35	1.9	1.7	2.3	2.0	2.6	2.0	2.8	2.2	2.9	2.2	3.1	2.2	3.3	2.0
	37	1.9	1.7	2.3	2.0	2.6	2.0	2.8	2.2	2.9	2.2	3.1	2.2	3.3	2.0
	39	1.9	1.7	2.3	2.0	2.6	2.0	2.8	2.2	2.9	2.2	3.0	2.1	3.2	1.9
036	10	2.5	2.0	2.9	2.3	3.4	2.4	3.6	2.5	3.7	2.5	4.0	2.5	4.3	2.4
	12	2.5	2.0	2.9	2.3	3.4	2.4	3.6	2.5	3.7	2.5	4.0	2.5	4.3	2.4
	14	2.5	2.0	2.9	2.3	3.4	2.4	3.6	2.5	3.7	2.5	4.0	2.5	4.3	2.4
	16	2.5	2.0	2.9	2.3	3.4	2.4	3.6	2.5	3.7	2.5	4.0	2.5	4.3	2.4
	18	2.5	2.0	2.9	2.3	3.4	2.4	3.6	2.5	3.7	2.5	4.0	2.5	4.3	2.4
	20	2.5	2.0	2.9	2.3	3.4	2.4	3.6	2.5	3.7	2.5	4.0	2.5	4.2	2.3
	21	2.5	2.0	2.9	2.3	3.4	2.4	3.6	2.5	3.7	2.5	4.0	2.5	4.2	2.3
	23	2.5	2.0	2.9	2.3	3.4	2.4	3.6	2.5	3.7	2.5	4.0	2.5	4.2	2.3
	25	2.5	2.0	2.9	2.3	3.4	2.4	3.6	2.5	3.7	2.5	4.0	2.5	4.2	2.3
	27	2.5	2.0	2.9	2.3	3.4	2.4	3.6	2.5	3.7	2.5	4.0	2.5	4.2	2.3
	29	2.5	2.0	2.9	2.3	3.4	2.4	3.6	2.5	3.7	2.5	4.0	2.5	4.2	2.3
	31	2.5	2.0	2.9	2.3	3.4	2.4	3.6	2.5	3.7	2.5	4.0	2.5	4.2	2.3
	33	2.5	2.0	2.9	2.3	3.4	2.4	3.6	2.5	3.7	2.5	4.0	2.5	4.2	2.3
	35	2.5	2.0	2.9	2.3	3.4	2.4	3.6	2.5	3.7	2.5	4.0	2.5	4.2	2.3
	37	2.5	2.0	2.9	2.3	3.4	2.4	3.6	2.5	3.7	2.5	3.9	2.4	4.2	2.3
	39	2.5	2.0	2.9	2.3	3.4	2.4	3.6	2.5	3.7	2.5	3.9	2.4	4.1	2.2
056	10	3.1	3.0	4.5	3.5	5.3	3.6	5.6	3.8	5.8	3.8	6.2	3.8	6.7	3.6
	12	3.1	3.0	4.5	3.5	5.3	3.6	5.6	3.8	5.8	3.8	6.2	3.8	6.7	3.6
	14	3.1	3.0	4.5	3.5	5.3	3.6	5.6	3.8	5.8	3.8	6.2	3.8	6.7	3.6
	16	3.1	3.0	4.5	3.5	5.3	3.6	5.6	3.8	5.8	3.8	6.2	3.8	6.7	3.6
	18	3.1	3.0	4.5	3.5	5.3	3.6	5.6	3.8	5.8	3.8	6.2	3.8	6.7	3.6
	20	3.1	3.0	4.5	3.5	5.3	3.6	5.6	3.8	5.8	3.8	6.2	3.8	6.5	3.5
	21	3.1	3.0	4.5	3.5	5.3	3.6	5.6	3.8	5.8	3.8	6.2	3.8	6.5	3.5
	23	3.1	3.0	4.5	3.5	5.3	3.6	5.6	3.8	5.8	3.8	6.2	3.8	6.5	3.5
	25	3.1	3.0	4.5	3.5	5.3	3.6	5.6	3.8	5.8	3.8	6.2	3.8	6.5	3.5
	27	3.1	3.0	4.5	3.5	5.3	3.6	5.6	3.8	5.8	3.8	6.2	3.8	6.5	3.5
	29	3.1	3.0	4.5	3.5	5.3	3.6	5.6	3.8	5.8	3.8	6.2	3.8	6.5	3.5
	31	3.1	3.0	4.5	3.5	5.3	3.6	5.6	3.8	5.8	3.8	6.2	3.8	6.5	3.5
	33	3.1	3.0	4.5	3.5	5.3	3.6	5.6	3.8	5.8	3.8	6.2	3.8	6.5	3.5
	35	3.1	3.0	4.5	3.5	5.3	3.6	5.6	3.8	5.8	3.8	6.2	3.8	6.5	3.5
	37	3.1	3.0	4.5	3.5	5.3	3.6	5.6	3.8	5.8	3.8	6.1	3.6	6.5	3.5
	39	3.1	3.0	4.5	3.5	5.3	3.6	5.6	3.8	5.8	3.8	6.1	3.6	6.4	3.3

8-2. Capacity tables

2) Heating

TC : Total Capacity(kW)

Model	Outdoor temperature (°C)		Indoor temperature (°C, DB)				
			16.0	18.0	20.0	22.0	24.0
			TC	TC	TC	TC	TC
	DB	WB	kW	kW	kW	kW	kW
028	-20	-21	1.9	1.9	1.9	1.9	1.9
	-17	-18	2.0	2.0	2.0	2.0	1.9
	-15	-16	2.1	2.1	2.0	2.0	1.9
	-12	-13	2.2	2.2	2.2	2.1	2.1
	-10	-11	2.3	2.3	2.3	2.3	2.2
	-7	-8	2.5	2.4	2.4	2.4	2.3
	-5	-6	2.6	2.6	2.5	2.5	2.4
	-3	-4	2.8	2.7	2.7	2.6	2.5
	0	-1	2.9	2.8	2.8	2.7	2.6
	3	2.2	3.0	3.0	2.9	2.8	2.7
	5	4.1	3.2	3.1	3.1	2.9	2.7
	7	6	3.3	3.2	3.2	3.0	2.7
	9	7.9	3.4	3.3	3.2	3.0	2.7
	11	9.8	3.5	3.3	3.2	3.0	2.7
	13	12	3.6	3.4	3.2	3.0	2.7
	15	14	3.7	3.4	3.2	3.0	2.7
036	-20	-21	2.4	2.4	2.3	2.3	2.3
	-17	-18	2.6	2.5	2.4	2.4	2.3
	-15	-16	2.7	2.6	2.5	2.5	2.4
	-12	-13	2.8	2.7	2.7	2.6	2.6
	-10	-11	2.9	2.9	2.9	2.8	2.8
	-7	-8	3.1	3.1	3.0	3.0	2.9
	-5	-6	3.3	3.2	3.2	3.1	3.0
	-3	-4	3.4	3.4	3.3	3.2	3.1
	0	-1	3.6	3.6	3.5	3.4	3.2
	3	2.2	3.8	3.7	3.7	3.5	3.4
	5	4.1	3.9	3.9	3.8	3.6	3.4
	7	6	4.1	4.1	4.0	3.7	3.4
	9	7.9	4.2	4.1	4.0	3.7	3.4
	11	9.8	4.4	4.2	4.0	3.7	3.4
	13	12	4.5	4.2	4.0	3.7	3.4
	15	14	4.6	4.3	4.0	3.7	3.4
056	-20	-21	3.8	3.8	3.6	3.6	3.6
	-17	-18	4.1	3.9	3.8	3.8	3.6
	-15	-16	4.3	4.1	3.9	3.9	3.8
	-12	-13	4.4	4.3	4.3	4.1	4.1
	-10	-11	4.6	4.6	4.6	4.4	4.4
	-7	-8	4.9	4.9	4.7	4.7	4.6
	-5	-6	5.2	5.0	5.0	4.9	4.7
	-3	-4	5.4	5.4	5.2	5.0	4.9
	0	-1	5.7	5.7	5.5	5.4	5.0
	3	2.2	6.0	5.8	5.8	5.5	5.4
	5	4.1	6.1	6.1	6.0	5.7	5.4
	7	6	6.5	6.5	6.3	5.8	5.4
	9	7.9	6.6	6.5	6.3	5.8	5.4
	11	9.8	6.9	6.6	6.3	5.8	5.4
	13	12	7.1	6.6	6.3	5.8	5.4
	15	14	7.2	6.8	6.3	5.8	5.4

8-3. Dimensional drawing

1) AM028/036FNJDEH✳✳✳

Unit:mm

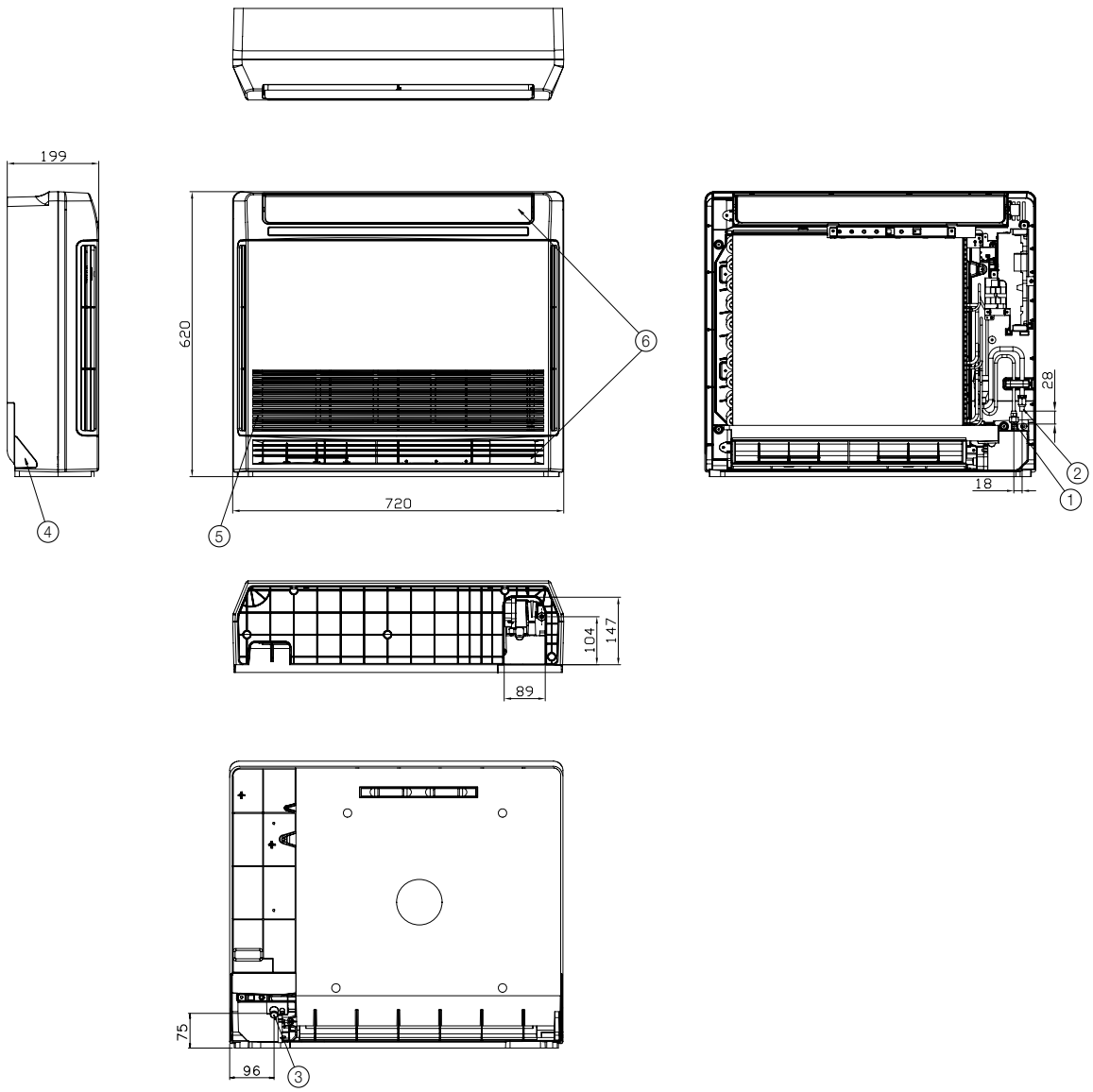

No.	Name	Description	
		2.8kW	3.6kW
①	Liquid pipe connection	Ø6.35 Flare	
②	Gas pipe connection	Ø12.70 Flare	
③	Drain pipe connection	ID18 Hose	
④	Conduit for power supply & communication wiring	-	
⑤	Air inlet grille	-	
⑥	Air outlet louver	-	

8-3. Dimensional drawing

2) AM056FNJDEH✳✳✳

Unit:mm

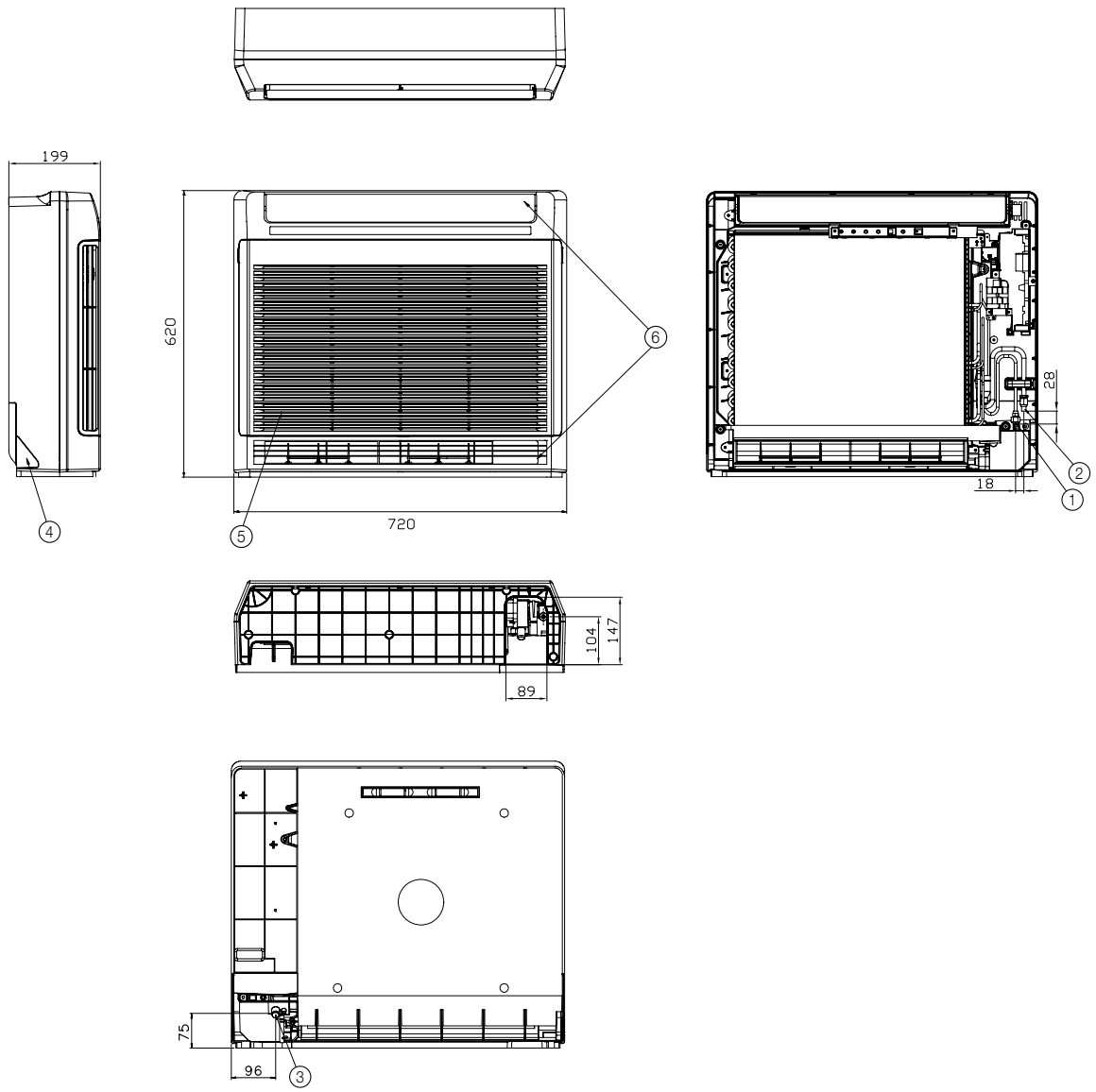

No.	Name	Description
		5.6kW
①	Liquid pipe connection	Ø6.35 Flare
②	Gas pipe connection	Ø12.70 Flare
③	Drain pipe connection	ID18 Hose
④	Conduit for power supply & communication wiring	-
⑤	Air inlet grille	-
⑥	Air outlet louver	-

8-4. Electrical wiring diagram

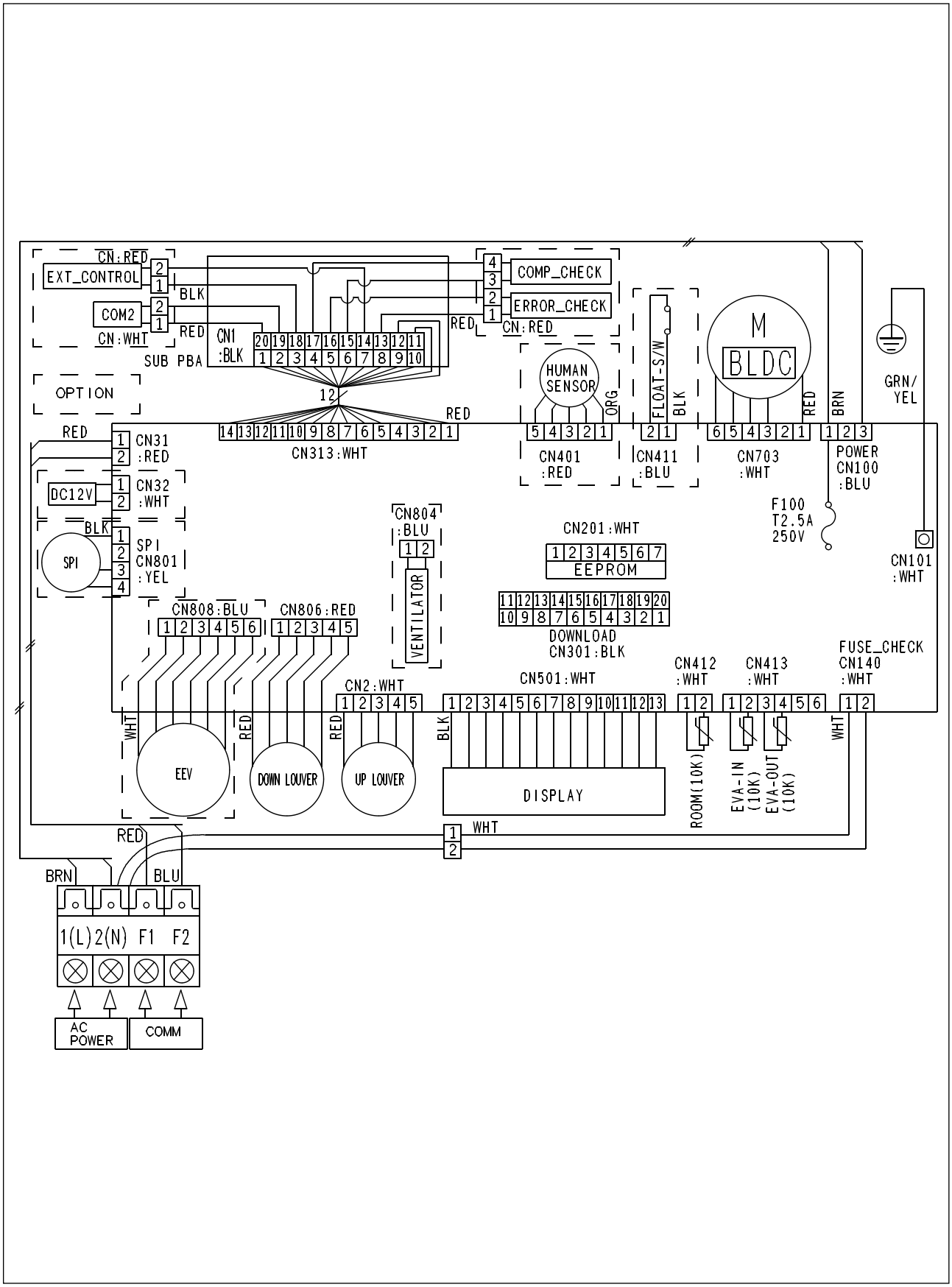

8-5. Sound pressure level

1) Operation sound level

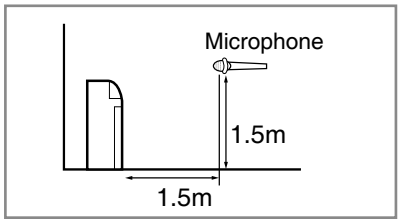

Unit : dB(A)

Model	High	Low
AM028FNJDEH✳✳✳	38	34
AM036FNJDEH✳✳✳	39	34
AM056FNJDEH✳✳✳	43	37

Note

- These operation values were obtained in an anechoic room. Sound pressure level will vary depending on a range of factors such as the construction of the particular room where the equipment is installed.
- Operation sound level may differ depending on operation and ambient conditions.

2) NC curves

(1) AM028FNJDEH✳✳✳

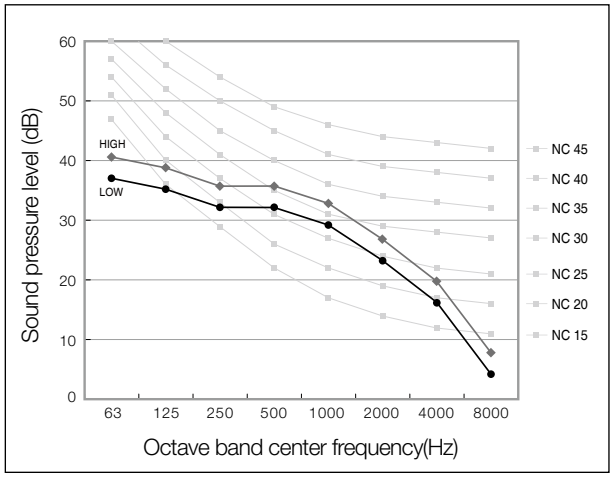

(2) AM036FNJDEH✳✳✳

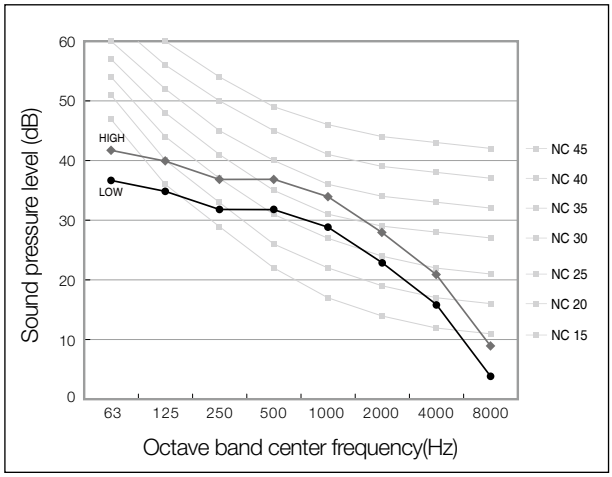

(3) AM056FNJDEH✳✳✳

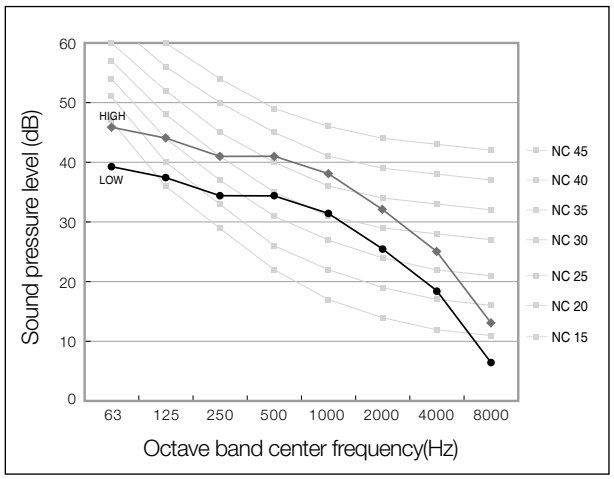

8-6. Temperature and air flow distribution

1) AM036FNJDEH✳✳✳

(1) Cooling air velocity distribution

◆ Discharge angle : 36°

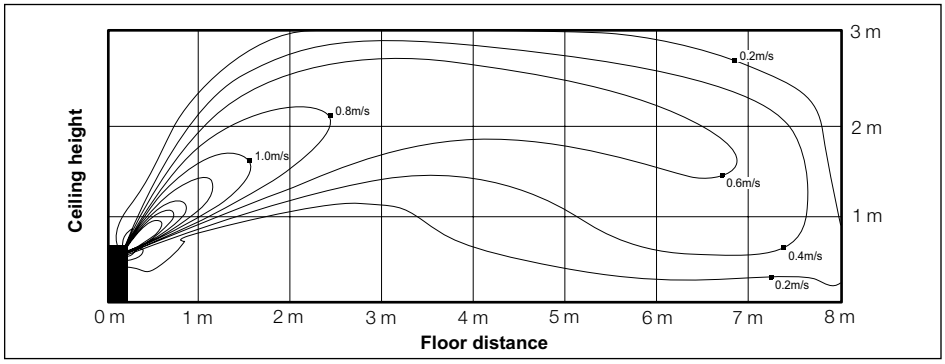

(2) Cooling temperature distribution

◆ Discharge angle : 36°

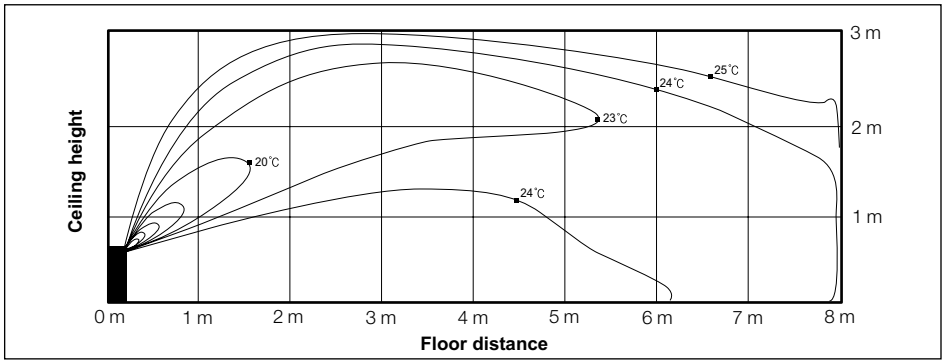

(3) Heating air velocity distribution

◆ Discharge angle : 54°

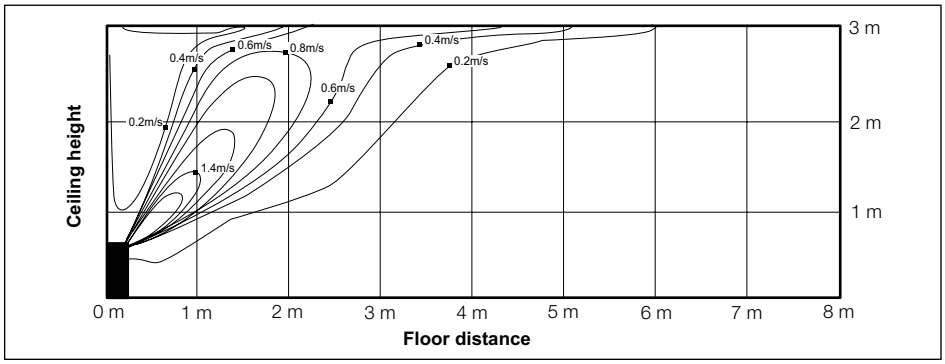

(4) Heating temperature distribution

◆ Discharge angle : 54°

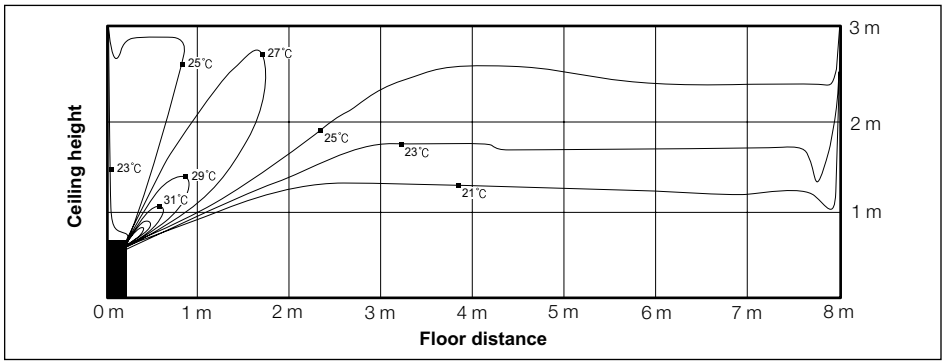

INDOOR UNIT



9 Ceiling

(AM✳✳✳FNCDEH✳✳✳)

9-1. Specifications

1) Technical specifications

Model				AM056FNCDEH✳✳✳	AM071FNCDEH✳✳✳
Power Supply			Ø, #, V, Hz	1, 2, 220~240, 50	1, 2, 220~240, 50
Mode*1)			-	HP/HR	HP/HR
Performance	Capacity (Nominal)	Cooling*2)	kW	5.6	7.1
			Btu/h	19,100	24,200
		Heating*3)	kW	6.3	8.0
			Btu/h	21,500	27,300
Power	Power Input (Nominal)	Cooling*2)	W	72	80
		Heating*3)		72	77
	Current Input (Nominal)	Cooling*2)	A	0.33	0.35
		Heating*3)		0.28	0.29
Fan	Motor	Type	-	Sirocco Fan	Sirocco Fan
		Output	W	60	120
		Number of unit	EA	1	1
	Air Flow Rate	H/M/L (UL)	CMM	14.00/13.00/12.00	18.00/16.50/15.00
			l/s	233.33/216.67/200.00	300.00/275.00/250.00
	External Pressure	Min / Std / Max	mmAq	-	-
			Pa	-	-
			WG	-	-
Option Code			-	013054-105000-203838-330010	013054-105000-204747-330010
Piping Connections	Liquid Pipe		Ø, mm	6.35	9.52
			Ø, inch	1/4	3/8
	Gas Pipe		Ø, mm	12.70	15.88
			Ø, inch	1/2	5/8
	Drain Pipe		Ø, mm	ID 18 HOSE	ID 18 HOSE
Field Wiring	Power Source Wire	Below 20m / over 20m	mm^2	1.5 / 2.5	1.5 / 2.5
	Transmission Cable		mm^2	0.75~1.5	0.75~1.5
Refrigerant	Type		-	R410A	R410A
	Control Method		-	EEV NOT INCLUDED	EEV NOT INCLUDED
Sound	Sound Pressure	High / Mid / Low*4)	dBA	40 / 37 / 34	44 / 42 / 40
Dimensions	Net Weight		kg	21.00	21.00
	Shipping Weight		kg	25.50	25.50
	Net Dimensions (W×H×D)		mm	1000 x 650 x 200	1000 x 650 x 200
	Shipping Dimensions (W×H×D)		mm	1080 x 730 x 300	1080 x 730 x 300
Panel Size	Panel model		-	-	-
	Panel Net Weight		kg	-	-
	Shipping Weight		kg	-	-
	Net Dimensions (W×H×D)		mm	-	-
	Shipping Dimensions (W×H×D)		mm	-	-
Additional Accessories	Drain pump	Drain pump	- / Model	-	-
		Max. lifting Height / Displacement	mm/liter/h	-	-
	Air Filter		-	Long life filter	Long life filter

* Specifications may be subject to change without prior notice for product improvement.

*1) Mode
- HP : Heat Pump, HR : Heat Recovery

*2) Nominal cooling capacities are based on;
- Indoor temperature : 27°C DB, 19°C WB
- Outdoor temperature : 35°C DB, 24°C WB, Equivalent refrigerant piping : 7.5m, Level differences : 0m

*3) Nominal heating capacities are based on;
- Indoor temperature : 20°C DB, 15°C WB
- Outdoor temperature : 7°C DB, 6°C WB, Equivalent refrigerant piping : 7.5m, Level differences : 0m

*4) Sound pressure was acquired in an anechoic room. Thus actual noise level may be different depending on the installation conditions.

9-2. Capacity tables

1) Cooling

TC : Total Capacity(kW), SHC : Sensible Heat Capacity(kW)

Model	Outdoor temperature (ºC, DB)	Indoor temperature (ºC, WB)													
		20 (ºC, DB) 14 (ºC, WB)		23 (ºC, DB) 16 (ºC, WB)		26 (ºC, DB) 18 (ºC, WB)		27 (ºC, DB) 19 (ºC, WB)		28 (ºC, DB) 20 (ºC, WB)		30 (ºC, DB) 22 (ºC, WB)		32 (ºC, DB) 24 (ºC, WB)	
		TC	SHC	TC	SHC	TC	SHC	TC	SHC	TC	SHC	TC	SHC	TC	SHC
056	10	3.9	3.2	4.6	3.5	5.3	3.7	5.6	3.8	5.8	3.8	6.3	3.8	6.7	3.7
	12	3.9	3.2	4.6	3.5	5.3	3.7	5.6	3.8	5.8	3.8	6.3	3.8	6.7	3.7
	14	3.9	3.2	4.6	3.5	5.3	3.7	5.6	3.8	5.8	3.8	6.2	3.8	6.7	3.7
	16	3.9	3.2	4.6	3.5	5.3	3.7	5.6	3.8	5.8	3.8	6.2	3.8	6.6	3.6
	18	3.9	3.2	4.6	3.5	5.3	3.7	5.6	3.8	5.8	3.8	6.2	3.8	6.6	3.6
	20	3.9	3.2	4.6	3.5	5.3	3.7	5.6	3.8	5.8	3.8	6.2	3.8	6.6	3.6
	21	3.9	3.2	4.6	3.5	5.3	3.7	5.6	3.8	5.8	3.8	6.2	3.8	6.6	3.6
	23	3.9	3.2	4.6	3.5	5.3	3.7	5.6	3.8	5.8	3.8	6.2	3.8	6.6	3.6
	25	3.9	3.2	4.6	3.5	5.3	3.7	5.6	3.8	5.8	3.8	6.2	3.8	6.6	3.6
	27	3.9	3.2	4.6	3.5	5.3	3.7	5.6	3.8	5.8	3.8	6.2	3.8	6.6	3.6
	29	3.9	3.2	4.6	3.5	5.3	3.7	5.6	3.8	5.8	3.8	6.2	3.8	6.6	3.6
	31	3.9	3.2	4.6	3.5	5.3	3.7	5.6	3.8	5.8	3.8	6.2	3.8	6.6	3.6
	33	3.9	3.2	4.6	3.5	5.3	3.7	5.6	3.8	5.8	3.8	6.2	3.8	6.6	3.6
	35	3.9	3.2	4.6	3.5	5.3	3.7	5.6	3.8	5.8	3.8	6.2	3.8	6.6	3.6
	37	3.9	3.2	4.6	3.5	5.3	3.7	5.6	3.8	5.8	3.8	6.1	3.7	6.5	3.5
	39	3.9	3.2	4.6	3.5	5.3	3.7	5.6	3.8	5.8	3.8	6.1	3.7	6.4	3.4
071	10	4.9	4.0	5.8	4.4	6.7	4.8	7.1	4.9	7.4	4.9	8.0	4.9	8.5	4.7
	12	4.9	4.0	5.8	4.4	6.7	4.8	7.1	4.9	7.4	4.9	7.9	4.8	8.5	4.7
	14	4.9	4.0	5.8	4.4	6.7	4.8	7.1	4.9	7.4	4.9	7.9	4.8	8.5	4.7
	16	4.9	4.0	5.8	4.4	6.7	4.8	7.1	4.9	7.4	4.9	7.9	4.8	8.4	4.6
	18	4.9	4.0	5.8	4.4	6.7	4.8	7.1	4.9	7.4	4.9	7.9	4.8	8.4	4.6
	20	4.9	4.0	5.8	4.4	6.7	4.8	7.1	4.9	7.4	4.9	7.9	4.8	8.4	4.6
	21	4.9	4.0	5.8	4.4	6.7	4.8	7.1	4.9	7.4	4.9	7.9	4.8	8.4	4.6
	23	4.9	4.0	5.8	4.4	6.7	4.8	7.1	4.9	7.4	4.9	7.9	4.8	8.4	4.6
	25	4.9	4.0	5.8	4.4	6.7	4.8	7.1	4.9	7.4	4.9	7.9	4.8	8.4	4.6
	27	4.9	4.0	5.8	4.4	6.7	4.8	7.1	4.9	7.4	4.9	7.9	4.8	8.4	4.6
	29	4.9	4.0	5.8	4.4	6.7	4.8	7.1	4.9	7.4	4.9	7.9	4.8	8.4	4.6
	31	4.9	4.0	5.8	4.4	6.7	4.8	7.1	4.9	7.4	4.9	7.9	4.8	8.4	4.6
	33	4.9	4.0	5.8	4.4	6.7	4.8	7.1	4.9	7.4	4.9	7.9	4.8	8.4	4.6
	35	4.9	4.0	5.8	4.4	6.7	4.8	7.1	4.9	7.4	4.9	7.9	4.8	8.4	4.6
	37	4.9	4.0	5.8	4.4	6.7	4.8	7.1	4.9	7.3	4.8	7.8	4.7	8.2	4.5
	39	4.9	4.0	5.8	4.4	6.7	4.8	7.1	4.9	7.3	4.8	7.7	4.6	8.1	4.4

2) Heating

TC : Total Capacity(kW)

Model	Outdoor temperature (ºC)		Indoor temperature (ºC, DB)				
			16.0	18.0	20.0	22.0	24.0
			TC	TC	TC	TC	TC
	DB	WB	kW	kW	kW	kW	kW
056	-20	-21	3.9	3.8	3.8	3.7	3.7
	-17	-18	4.0	4.0	3.9	3.8	3.8
	-15	-16	4.2	4.1	4.0	3.9	3.8
	-12	-13	4.4	4.3	4.2	4.2	4.1
	-10	-11	4.6	4.6	4.5	4.4	4.4
	-7	-8	4.9	4.8	4.8	4.7	4.5
	-5	-6	5.2	5.1	5.0	4.9	4.7
	-3	-4	5.4	5.3	5.3	5.1	4.9
	0	-1	5.7	5.6	5.5	5.3	5.0
	3	2.2	5.9	5.9	5.8	5.6	5.3
	5	4.1	6.2	6.1	6.0	5.7	5.3
	7	6	6.5	6.4	6.3	5.8	5.3
	9	7.9	6.7	6.5	6.3	5.8	5.3
	11	9.8	6.9	6.6	6.3	5.8	5.3
	13	12	7.1	6.7	6.3	5.8	5.3
	15	14	7.3	6.8	6.3	5.8	5.3
071	-20	-21	4.9	4.9	4.8	4.7	4.7
	-17	-18	5.1	5.0	4.9	4.8	4.8
	-15	-16	5.3	5.2	5.1	4.9	4.8
	-12	-13	5.6	5.5	5.4	5.3	5.2
	-10	-11	5.9	5.8	5.7	5.6	5.6
	-7	-8	6.2	6.1	6.0	5.9	5.8
	-5	-6	6.5	6.5	6.4	6.2	6.0
	-3	-4	6.9	6.8	6.7	6.4	6.2
	0	-1	7.2	7.1	7.0	6.7	6.4
	3	2.2	7.6	7.5	7.3	7.1	6.8
	5	4.1	7.9	7.8	7.7	7.2	6.8
	7	6	8.2	8.1	8.0	7.4	6.8
	9	7.9	8.5	8.2	8.0	7.4	6.8
	11	9.8	8.7	8.4	8.0	7.4	6.8
	13	12	9.0	8.5	8.0	7.4	6.8
	15	14	9.2	8.6	8.0	7.4	6.8

9-3. Dimensional drawing

Unit:mm

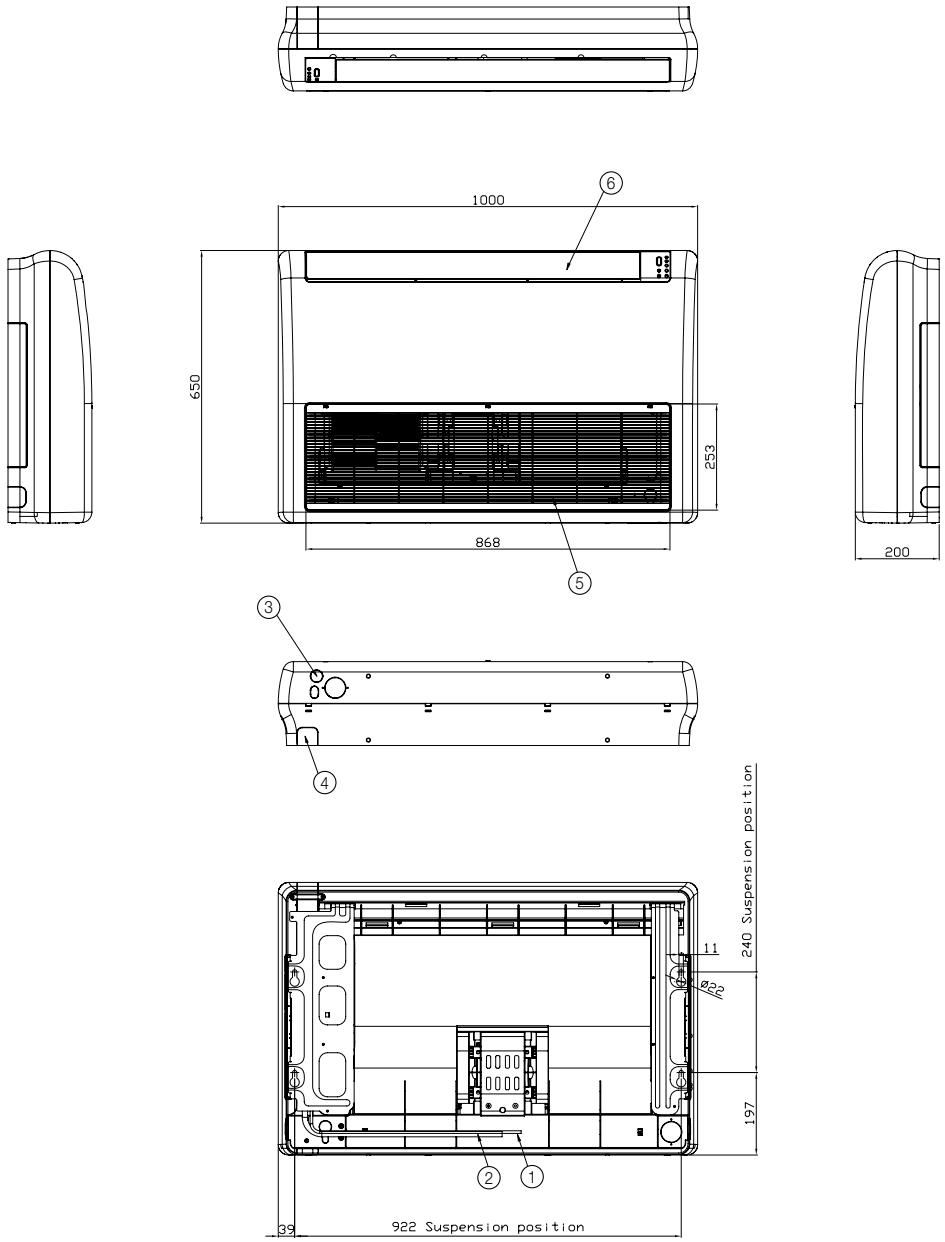

No.	Name	Description	
		5.6kW	7.1kW
①	Liquid pipe connection	Ø6.35 Flare	Ø9.52 Flare
②	Gas pipe connection	Ø12.70 Flare	Ø15.88 Flare
③	Drain pipe connection	ID18 Hose	
④	Conduit for power supply & communication wiring	-	
⑤	Air inlet grille	-	
⑥	Air outlet louver	-	

9-4. Electrical wiring diagram

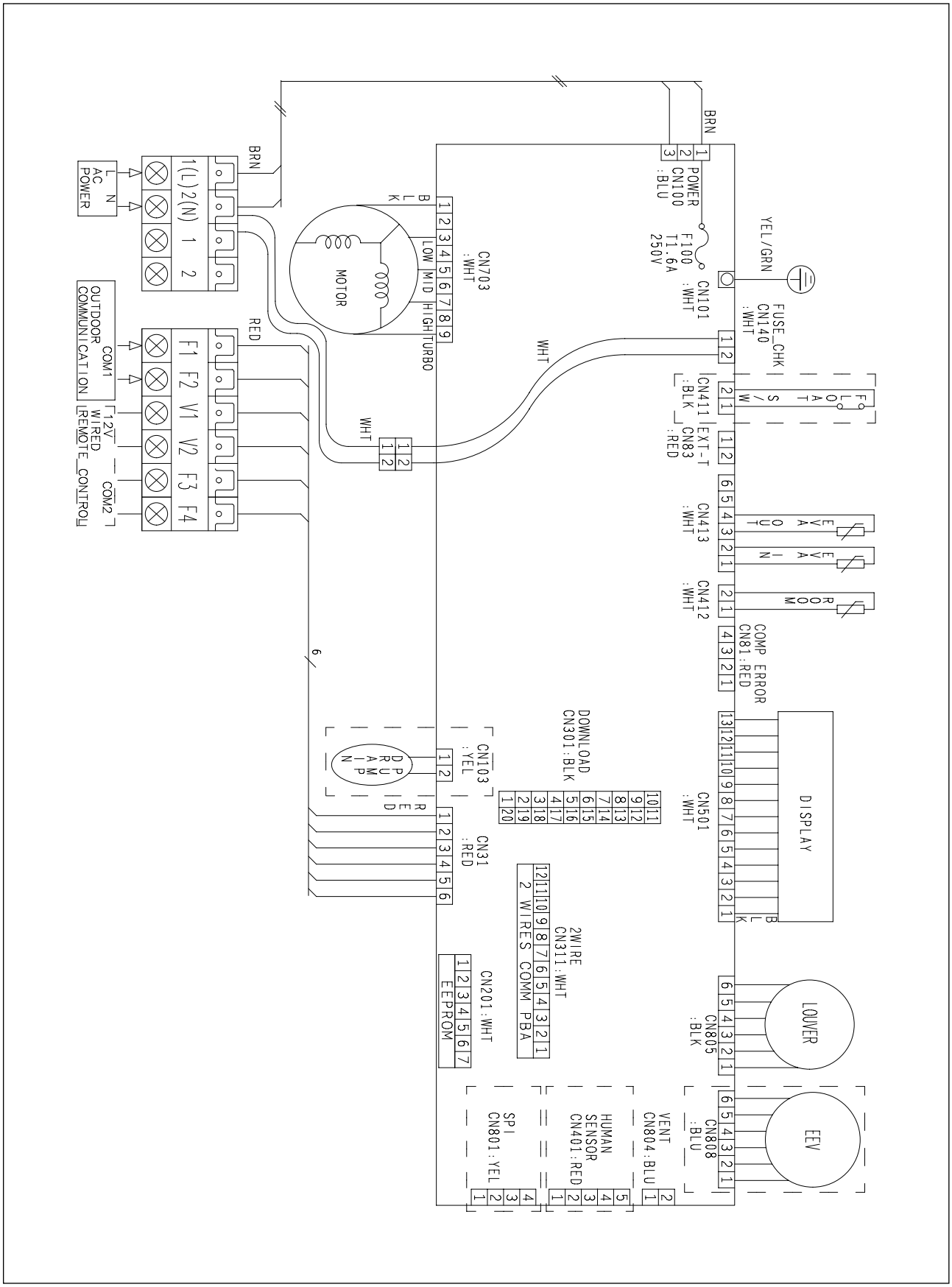

9-5. Sound pressure level

1) Operation sound level

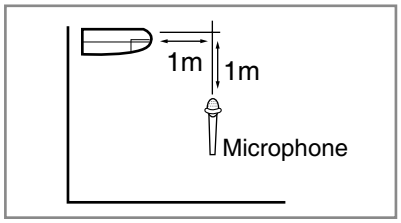

Unit : dB(A)

Model	High	Low
AM056FNCDEH✳✳✳	40	34
AM071FNCDEH✳✳✳	44	40

Note

- These operation values were obtained in an anechoic room. Sound pressure level will vary depending on a range of factors such as the construction of the particular room where the equipment is installed.
- Operation sound level may differ depending on operation and ambient conditions.

2) NC curves

(1) AM056FNCDEH✳✳✳

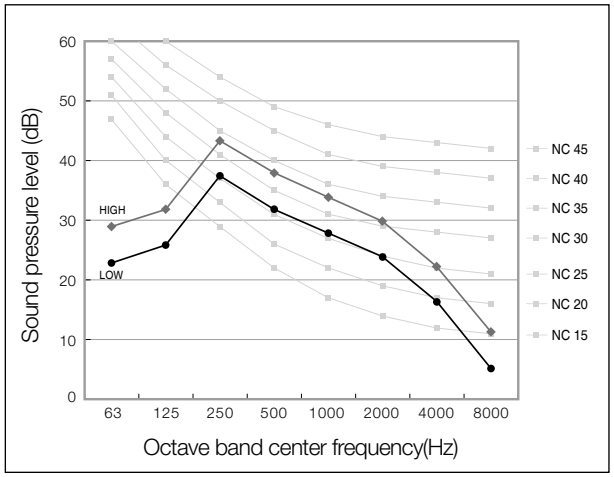

(2) AM071FNCDEH✳✳✳

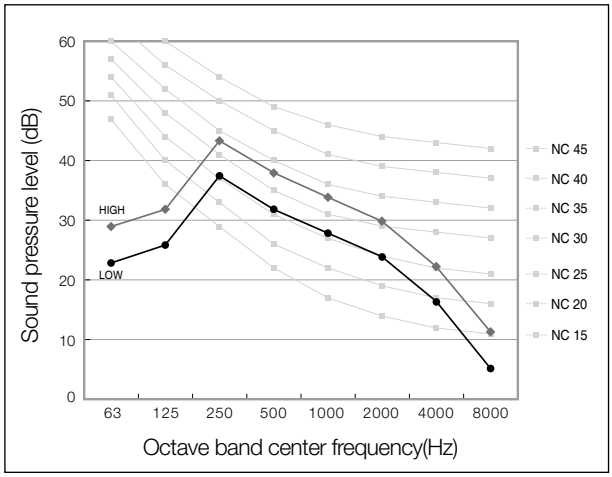

9-6. Temperature and air flow distribution

1) AM071FNCDEH✳✳✳ (Floor installation)

(1) Cooling air velocity distribution

◆ Discharge angle : 36°

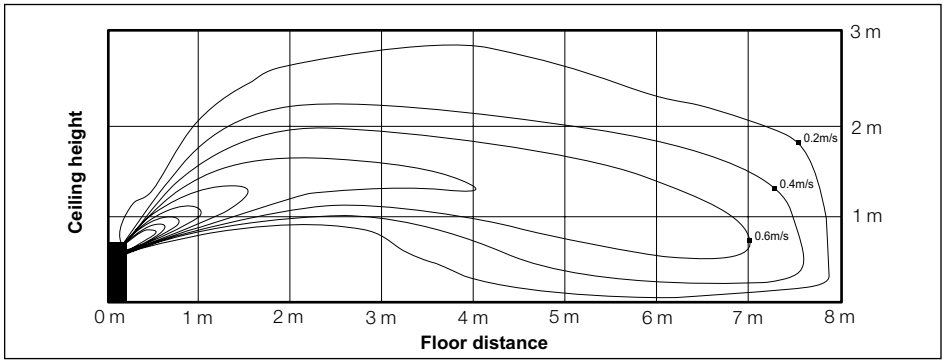

(2) Cooling temperature distribution

◆ Discharge angle : 36°

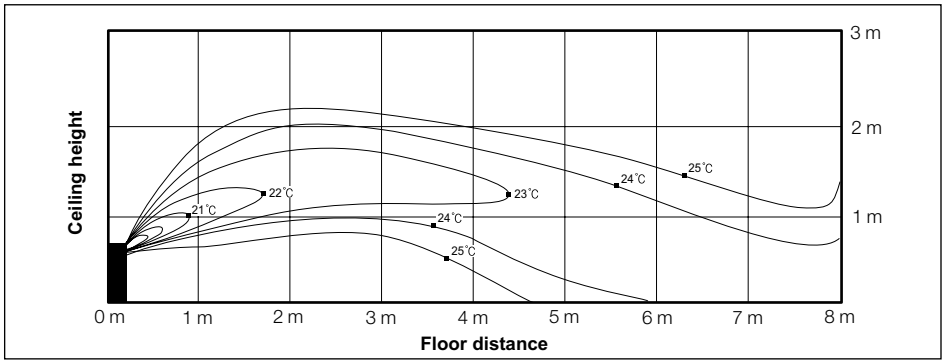

(3) Heating air velocity distribution

◆ Discharge angle : 54°

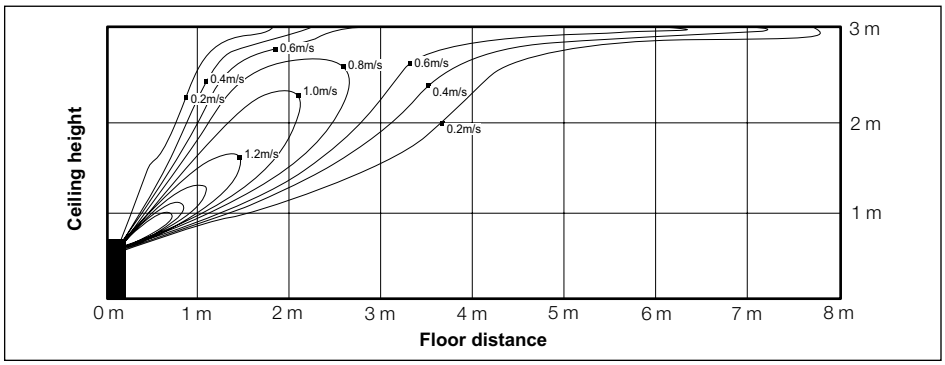

(4) Heating temperature distribution

◆ Discharge angle : 54°

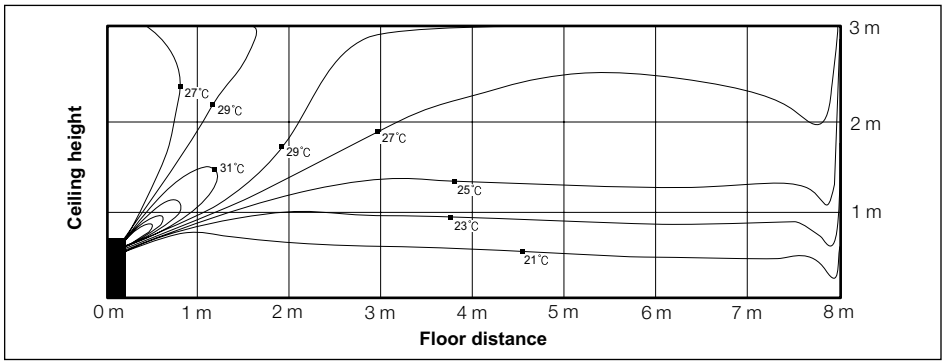

9-6. Temperature and air flow distribution

2) AM071FNCDEH✳✳✳ (Ceiling installation)

(1) Cooling air velocity distribution

◆ Discharge angle : 36°

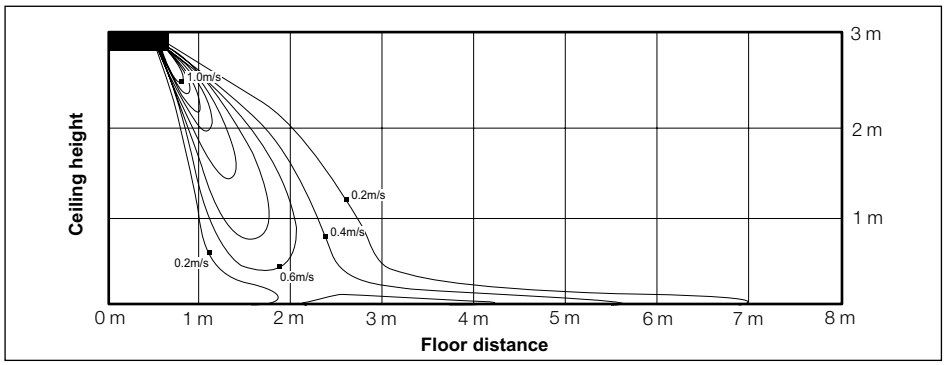

(2) Cooling temperature distribution

◆ Discharge angle : 36°

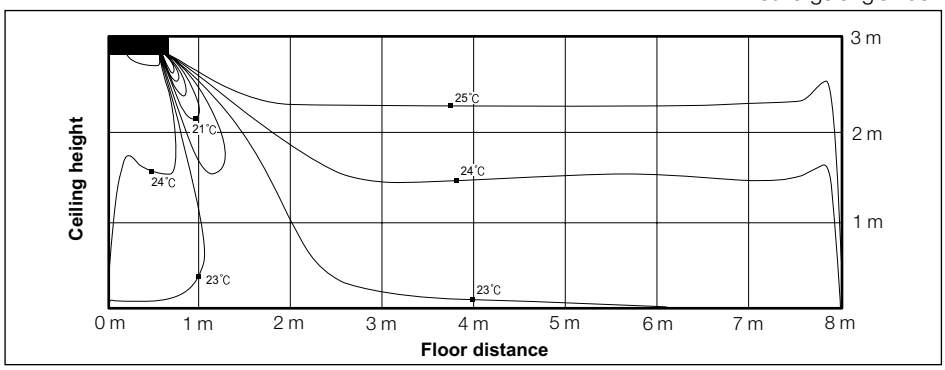

(3) Heating air velocity distribution

◆ Discharge angle : 54°

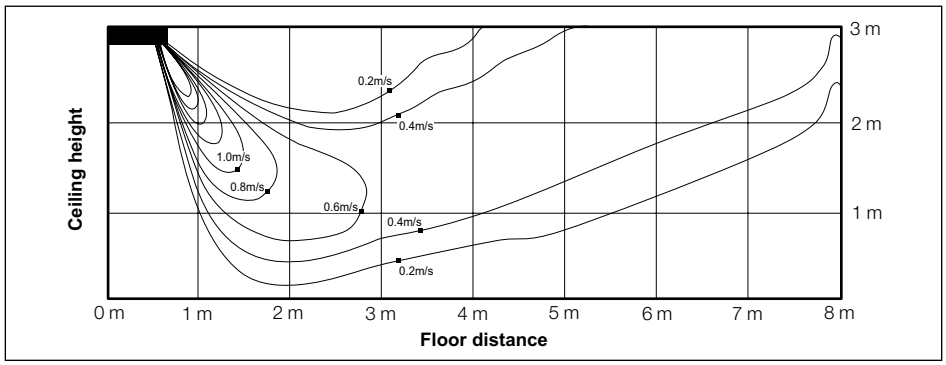

(4) Heating temperature distribution

◆ Discharge angle : 54°

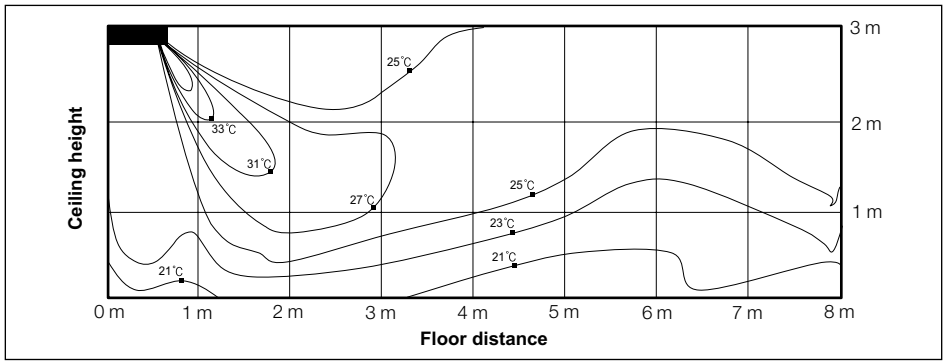

10 Neo Forte & Neo-Forte E

(AM✳✳✳FNTDEH✳✳✳, AM✳✳✳FNQDEH✳✳✳)

10-1. Specifications

1) Technical specifications

Model				AM022FNTDEH✶✶✶	AM028FNTDEH✶✶✶	AM036FNTDEH✶✶✶	AM056FNTDEH✶✶✶	AM071FNTDEH✶✶✶
Power Supply			Ø, #, V, Hz	1, 2, 220~240, 50	1, 2, 220~240, 50	1, 2, 220~240, 50	1, 2, 220~240, 50	1, 2, 220~240, 50
Mode*1)			-	HP/HR	HP/HR	HP/HR	HP/HR	HP/HR
Performance	Capacity (Nominal)	Cooling*2)	kW	2.2	2.8	3.6	5.6	6.8
			Btu/h	7,500	9,600	12,300	19,100	23,200
		Heating*3)	kW	2.5	3.2	4.0	6.3	7.0
			Btu/h	8,500	10,900	13,600	21,500	23,900
Power	Power Input (Nominal)	Cooling*2)	W	25	25	30	45	50
		Heating*3)		25	25	30	45	50
	Current Input (Nominal)	Cooling*2)	A	0.16	0.16	0.18	0.27	0.30
		Heating*3)		0.16	0.16	0.18	0.27	0.30
Fan	Motor	Type	-	Crossflow Fan	Crossflow Fan	Crossflow Fan	Crossflow Fan	Crossflow Fan
		Output	W	23	23	23	40	40
		Number of unit	EA	1	1	1	1	1
	Air Flow Rate	H/M/L (UL)	CMM	7.80/6.80/5.80	7.80/6.80/5.80	9.30/8.30/7.30	12.00/10.50/9.00	14.00/12.50/11.00
			l/s	130.00/113.33/96.67	130.00/113.33/96.67	155.00/138.33/121.67	200.00/175.00/150.00	233.33/208.33/183.33
	External Pressure	Min / Std / Max	mmAq	-	-	-	-	-
			Pa	-	-	-	-	-
			WG	-	-	-	-	-
Option Code			-	010044-1170FA-201616-330000	010044-1170FA-201C1C-330000	010044-11744D-202424-330000	010044-11646F-203838-330020	010044-11648F-204747-330020
Piping Connections	Liquid Pipe		Ø, mm	6.35	6.35	6.35	6.35	9.52
			Ø, inch	1/4	1/4	1/4	1/4	3/8
	Gas Pipe		Ø, mm	12.70	12.70	12.70	12.70	15.88
			Ø, inch	1/2	1/2	1/2	1/2	5/8
	Drain Pipe		Ø, mm	ID 18 HOSE	ID 18 HOSE	ID 18 HOSE	ID 18 HOSE	ID 18 HOSE
Field Wiring	Power Source Wire	Below 20m / over 20m	mm^2	1.5 / 2.5	1.5 / 2.5	1.5 / 2.5	1.5 / 2.5	1.5 / 2.5
	Transmission Cable		mm^2	0.75~1.5	0.75~1.5	0.75~1.5	0.75~1.5	0.75~1.5
Refrigerant	Type		-	R410A	R410A	R410A	R410A	R410A
	Control Method		-	EEV NOT INCLUDED	EEV NOT INCLUDED	EEV NOT INCLUDED	EEV NOT INCLUDED	EEV NOT INCLUDED
Sound	Sound Pressure	High / Mid / Low*4)	dBA	31 / 29 / 27	31 / 29 / 27	31 / 29 / 27	44 / 41 / 38	45 / 42 / 38
Dimensions	Net Weight		kg	8	8	8	13	13
	Shipping Weight		kg	11	11	11	16	16
	Net Dimensions (W×H×D)		mm	825 x 285 x 189	825 x 285 x 189	825 x 285 x 189	1,065 x 298 x 218	1,065 x 298 x 218
	Shipping Dimensions (W×H×D)		mm	904 x 353 x 263	904 x 353 x 263	904 x 353 x 263	1,137 x 377 x 299	1,137 x 377 x 299
Panel Size	Panel model		-	-	-	-	-	-
	Panel Net Weight		kg	-	-	-	-	-
	Shipping Weight		kg	-	-	-	-	-
	Net Dimensions (W×H×D)		mm	-	-	-	-	-
	Shipping Dimensions (W×H×D)		mm	-	-	-	-	-
Additional Accessories	Drain pump	Drain pump	- / Model	-	-	-	-	-
		Max. lifting Height / Displacement	mm/liter/h	-	-	-	-	-
	Air Filter		-	Long life filter	Long life filter	Long life filter	Long life filter	Long life filter

* Neo-Forte E apply for new MCU kit (MCU-Y4NEE/MCU-Y6NEE)
* Specifications may be subject to change without prior notice for product improvement.

*1) Mode
- HP : Heat Pump, HR : Heat Recovery

*2) Nominal cooling capacities are based on;
- Indoor temperature : 27°C DB, 19°C WB
- Outdoor temperature : 35°C DB, 24°C WB, Equivalent refrigerant piping : 7.5m, Level differences : 0m

*3) Nominal heating capacities are based on;
- Indoor temperature : 20°C DB, 15°C WB
- Outdoor temperature : 7°C DB, 6°C WB, Equivalent refrigerant piping : 7.5m, Level differences : 0m

*4) Sound pressure was acquired in an anechoic room. Thus actual noise level may be different depending on the installation conditions.

Model				AM022FNQDEH✶✶✶	AM028FNQDEH✶✶✶	AM036FNQDEH✶✶✶	AM045FNQDEH✶✶✶	AM056FNQDEH✶✶✶	AM071FNQDEH✶✶✶
Power Supply			Ø, #, V, Hz	1, 2, 220~240, 50	1, 2, 220~240, 50	1, 2, 220~240, 50	1, 2, 220~240, 50	1, 2, 220~240, 50	1, 2, 220~240, 50
Mode*1)			-	HP/HR	HP/HR	HP/HR	HP/HR	HP/HR	HP/HR
Performance	Capacity (Nominal)	Cooling*2)	kW	2.2	2.8	3.6	4.5	5.6	6.8
			Btu/h	7,500	9,600	12,300	15,400	19,100	23,200
		Heating*3)	kW	2.5	3.2	4.0	5.0	6.3	7.0
			Btu/h	8,500	10,900	13,600	17,100	21,500	23,900
Power	Power Input (Nominal)	Cooling*2)	W	25	25	30	40	45	50
		Heating*3)		25	25	30	40	45	50
	Current Input (Nominal)	Cooling*2)	A	0.16	0.16	0.18	0.24	0.27	0.30
		Heating*3)		0.16	0.16	0.18	0.24	0.27	0.30
Fan	Motor	Type	-	Crossflow Fan	Crossflow Fan	Crossflow Fan	Crossflow Fan	Crossflow Fan	Crossflow Fan
		Output	W	23	23	23	40	40	40
		Number of unit	EA	1	1	1	1	1	1
	Air Flow Rate	H/M/L (UL)	CMM	7.80/6.80/5.80	7.80/6.80/5.80	9.30/8.30/7.30	11.70/10.20/8.70	13.00/10.50/9.00	14.00/12.50/11.00
			l/s	130.00/113.33/96.67	130.00/113.33/96.67	155.00/138.33/121.67	195.00/170.00/145.00	216.67/175.00/150.00	233.33/208.33/183.33
	External Pressure	Min / Std / Max	mmAq	-	-	-	-	-	-
			Pa	-	-	-	-	-	-
			WG	-	-	-	-	-	-
Option Code			-	010044-1170FA-201616-310000	010044-1170FA-201C1C-310000	010044-11744D 202424-310000	010044-11643F-202D2D-310020	010044-11646F-203838-310020	010044-11648F-204747-310020
Piping Connections	Liquid Pipe		Ø, mm	6.35	6.35	6.35	6.35	6.35	9.52
			Ø, inch	1/4	1/4	1/4	1/4	1/4	3/8
	Gas Pipe		Ø, mm	12.70	12.70	12.70	12.70	12.70	15.88
			Ø, inch	1/2	1/2	1/2	1/2	1/2	5/8
	Drain Pipe		Ø, mm	ID 18 HOSE	ID 18 HOSE	ID 18 HOSE	ID 18 HOSE	ID 18 HOSE	ID 18 HOSE
Field Wiring	Power Source Wire	Below 20m / over 20m	mm^2	1.5 / 2.5	1.5 / 2.5	1.5 / 2.5	1.5 / 2.5	1.5 / 2.5	1.5 / 2.5
	Transmission Cable		mm^2	0.75~1.5	0.75~1.5	0.75~1.5	0.75~1.5	0.75~1.5	0.75~1.5
Refrigerant	Type		-	R410A	R410A	R410A	R410A	R410A	R410A
	Control Method		-	EEV INCLUDED	EEV INCLUDED	EEV INCLUDED	EEV INCLUDED	EEV INCLUDED	EEV INCLUDED
Sound	Sound Pressure	High / Mid / Low*4)	dBA	30 / 28 / 26	30 / 28 / 26	37 / 33 / 29	39 / 37 / 35	41 / 38 / 35	44 / 40 / 35
Dimensions	Net Weight		kg	8.3	8.3	8.3	13.5	13.5	13.5
	Shipping Weight		kg	11.3	11.3	11.3	16.5	16.5	16.5
	Net Dimensions (W×H×D)		mm	825 x 285 x 189	825 x 285 x 189	825 x 285 x 189	1,065 x 298 x 218	1,065 x 298 x 218	1,065 x 298 x 218
	Shipping Dimensions (W×H×D)		mm	904 x 353 x 263	904 x 353 x 263	904 x 353 x 263	1,137 x 377 x 299	1,137 x 377 x 299	1,137 x 377 x 299
Panel Size	Panel model		-	-	-	-		-	-
	Panel Net Weight		kg	-	-	-		-	-
	Shipping Weight		kg	-	-	-		-	-
	Net Dimensions (W×H×D)		mm	-	-	-		-	-
	Shipping Dimensions (W×H×D)		mm	-	-	-		-	-
Additional Accessories	Drain pump	Drain pump	- / Model	-	-	-		-	-
		Max. lifting Height / Displacement	mm/liter/h	-	-	-		-	-
	Air Filter		-	Long life filter	Long life filter	Long life filter	Long life filter	Long life filter	Long life filter

* Neo-Forte E apply for new MCU kit (MCU-Y4NEE/MCU-Y6NEE)
* Specifications may be subject to change without prior notice for product improvement.

*1) Mode
- HP : Heat Pump, HR : Heat Recovery

*2) Nominal cooling capacities are based on;
- Indoor temperature : 27°C DB, 19°C WB
- Outdoor temperature : 35°C DB, 24°C WB, Equivalent refrigerant piping : 7.5m, Level differences : 0m

*3) Nominal heating capacities are based on;
- Indoor temperature : 20°C DB, 15°C WB
- Outdoor temperature : 7°C DB, 6°C WB, Equivalent refrigerant piping : 7.5m, Level differences : 0m

*4) Sound pressure was acquired in an anechoic room. Thus actual noise level may be different depending on the installation conditions.

10-2. Capacity tables

1) Cooling

TC : Total Capacity(kW), SHC : Sensible Heat Capacity(kW)

Model	Outdoor temperature (°C, DB)	Indoor temperature (°C, WB)													
		20 (°C, DB)		23 (°C, DB)		26 (°C, DB)		27 (°C, DB)		28 (°C, DB)		30 (°C, DB)		32 (°C, DB)	
		14 (°C, WB)		16 (°C, WB)		18 (°C, WB)		19 (°C, WB)		20 (°C, WB)		22 (°C, WB)		24 (°C, WB)	
		TC	SHC	TC	SHC	TC	SHC	TC	SHC	TC	SHC	TC	SHC	TC	SHC
022	10	1.5	1.3	1.8	1.5	2.1	1.5	2.2	1.5	2.3	1.5	2.5	1.6	2.6	1.4
	12	1.5	1.3	1.8	1.5	2.1	1.5	2.2	1.5	2.3	1.5	2.5	1.6	2.6	1.4
	14	1.5	1.3	1.8	1.5	2.1	1.5	2.2	1.5	2.3	1.5	2.5	1.6	2.6	1.4
	16	1.5	1.3	1.8	1.5	2.1	1.5	2.2	1.5	2.3	1.5	2.4	1.5	2.6	1.4
	18	1.5	1.3	1.8	1.5	2.1	1.5	2.2	1.5	2.3	1.5	2.4	1.5	2.6	1.4
	20	1.5	1.3	1.8	1.5	2.1	1.5	2.2	1.5	2.3	1.5	2.4	1.5	2.6	1.4
	21	1.5	1.3	1.8	1.5	2.1	1.5	2.2	1.5	2.3	1.5	2.4	1.5	2.6	1.4
	23	1.5	1.3	1.8	1.5	2.1	1.5	2.2	1.5	2.3	1.5	2.4	1.5	2.6	1.4
	25	1.5	1.3	1.8	1.5	2.1	1.5	2.2	1.5	2.3	1.5	2.4	1.5	2.6	1.4
	27	1.5	1.3	1.8	1.5	2.1	1.5	2.2	1.5	2.3	1.5	2.4	1.5	2.6	1.4
	29	1.5	1.3	1.8	1.5	2.1	1.5	2.2	1.5	2.3	1.5	2.4	1.5	2.6	1.4
	31	1.5	1.3	1.8	1.5	2.1	1.5	2.2	1.5	2.3	1.5	2.4	1.5	2.6	1.4
	33	1.5	1.3	1.8	1.5	2.1	1.5	2.2	1.5	2.3	1.5	2.4	1.5	2.6	1.4
	35	1.5	1.3	1.8	1.5	2.1	1.5	2.2	1.5	2.3	1.5	2.4	1.5	2.6	1.4
	37	1.5	1.3	1.8	1.5	2.1	1.5	2.2	1.5	2.3	1.5	2.4	1.5	2.6	1.4
	39	1.5	1.3	1.8	1.5	2.1	1.5	2.2	1.5	2.3	1.5	2.4	1.5	2.5	1.3
028	10	1.9	1.6	2.3	1.8	2.6	2.0	2.8	1.9	2.9	1.9	3.1	1.9	3.4	1.9
	12	1.9	1.6	2.3	1.8	2.6	2.0	2.8	1.9	2.9	1.9	3.1	1.9	3.3	1.8
	14	1.9	1.6	2.3	1.8	2.6	2.0	2.8	1.9	2.9	1.9	3.1	1.9	3.3	1.8
	16	1.9	1.6	2.3	1.8	2.6	2.0	2.8	1.9	2.9	1.9	3.1	1.9	3.3	1.8
	18	1.9	1.6	2.3	1.8	2.6	2.0	2.8	1.9	2.9	1.9	3.1	1.9	3.3	1.8
	20	1.9	1.6	2.3	1.8	2.6	2.0	2.8	1.9	2.9	1.9	3.1	1.9	3.3	1.8
	21	1.9	1.6	2.3	1.8	2.6	2.0	2.8	1.9	2.9	1.9	3.1	1.9	3.3	1.8
	23	1.9	1.6	2.3	1.8	2.6	2.0	2.8	1.9	2.9	1.9	3.1	1.9	3.3	1.8
	25	1.9	1.6	2.3	1.8	2.6	2.0	2.8	1.9	2.9	1.9	3.1	1.9	3.3	1.8
	27	1.9	1.6	2.3	1.8	2.6	2.0	2.8	1.9	2.9	1.9	3.1	1.9	3.3	1.8
	29	1.9	1.6	2.3	1.8	2.6	2.0	2.8	1.9	2.9	1.9	3.1	1.9	3.3	1.8
	31	1.9	1.6	2.3	1.8	2.6	2.0	2.8	1.9	2.9	1.9	3.1	1.9	3.3	1.8
	33	1.9	1.6	2.3	1.8	2.6	2.0	2.8	1.9	2.9	1.9	3.1	1.9	3.3	1.8
	35	1.9	1.6	2.3	1.8	2.6	2.0	2.8	1.9	2.9	1.9	3.1	1.9	3.3	1.8
	37	1.9	1.6	2.3	1.8	2.6	2.0	2.8	1.9	2.9	1.9	3.1	1.9	3.3	1.8
	39	1.9	1.6	2.3	1.8	2.6	2.0	2.8	1.9	2.9	1.9	3.0	1.8	3.2	1.7
036	10	2.5	2.1	2.9	2.2	3.4	2.3	3.6	2.4	3.7	2.4	4.0	2.4	4.3	2.3
	12	2.5	2.1	2.9	2.2	3.4	2.3	3.6	2.4	3.7	2.4	4.0	2.4	4.3	2.3
	14	2.5	2.1	2.9	2.2	3.4	2.3	3.6	2.4	3.7	2.4	4.0	2.4	4.3	2.3
	16	2.5	2.1	2.9	2.2	3.4	2.3	3.6	2.4	3.7	2.4	4.0	2.4	4.3	2.3
	18	2.5	2.1	2.9	2.2	3.4	2.3	3.6	2.4	3.7	2.4	4.0	2.4	4.3	2.3
	20	2.5	2.1	2.9	2.2	3.4	2.3	3.6	2.4	3.7	2.4	4.0	2.4	4.2	2.3
	21	2.5	2.1	2.9	2.2	3.4	2.3	3.6	2.4	3.7	2.4	4.0	2.4	4.2	2.3
	23	2.5	2.1	2.9	2.2	3.4	2.3	3.6	2.4	3.7	2.4	4.0	2.4	4.2	2.3
	25	2.5	2.1	2.9	2.2	3.4	2.3	3.6	2.4	3.7	2.4	4.0	2.4	4.2	2.3
	27	2.5	2.1	2.9	2.2	3.4	2.3	3.6	2.4	3.7	2.4	4.0	2.4	4.2	2.3
	29	2.5	2.1	2.9	2.2	3.4	2.3	3.6	2.4	3.7	2.4	4.0	2.4	4.2	2.3
	31	2.5	2.1	2.9	2.2	3.4	2.3	3.6	2.4	3.7	2.4	4.0	2.4	4.2	2.3
	33	2.5	2.1	2.9	2.2	3.4	2.3	3.6	2.4	3.7	2.4	4.0	2.4	4.2	2.3
	35	2.5	2.1	2.9	2.2	3.4	2.3	3.6	2.4	3.7	2.4	4.0	2.4	4.2	2.3
	37	2.5	2.1	2.9	2.2	3.4	2.3	3.6	2.4	3.7	2.4	3.9	2.3	4.2	2.3
	39	2.5	2.1	2.9	2.2	3.4	2.3	3.6	2.4	3.7	2.4	3.9	2.3	4.1	2.2
045	10	3.1	2.4	3.7	2.7	4.3	2.9	4.5	3.0	4.7	3.0	5.1	3.1	5.4	2.8
	12	3.1	2.4	3.7	2.7	4.3	2.9	4.5	3.0	4.7	3.0	5.1	3.1	5.4	2.8
	14	3.1	2.4	3.7	2.7	4.3	2.9	4.5	3.0	4.7	3.0	5.0	3.0	5.4	2.8
	16	3.1	2.4	3.7	2.7	4.3	2.9	4.5	3.0	4.7	3.0	5.0	3.0	5.3	2.8
	18	3.1	2.4	3.7	2.7	4.3	2.9	4.5	3.0	4.7	3.0	5.0	3.0	5.3	2.8
	20	3.1	2.4	3.7	2.7	4.3	2.9	4.5	3.0	4.7	3.0	5.0	3.0	5.3	2.8
	21	3.1	2.4	3.7	2.7	4.3	2.9	4.5	3.0	4.7	3.0	5.0	3.0	5.3	2.8
	23	3.1	2.4	3.7	2.7	4.3	2.9	4.5	3.0	4.7	3.0	5.0	3.0	5.3	2.8
	25	3.1	2.4	3.7	2.7	4.3	2.9	4.5	3.0	4.7	3.0	5.0	3.0	5.3	2.8
	27	3.1	2.4	3.7	2.7	4.3	2.9	4.5	3.0	4.7	3.0	5.0	3.0	5.3	2.8
	29	3.1	2.4	3.7	2.7	4.3	2.9	4.5	3.0	4.7	3.0	5.0	3.0	5.3	2.8
	31	3.1	2.4	3.7	2.7	4.3	2.9	4.5	3.0	4.7	3.0	5.0	3.0	5.3	2.8
	33	3.1	2.4	3.7	2.7	4.3	2.9	4.5	3.0	4.7	3.0	5.0	3.0	5.3	2.8
	35	3.1	2.4	3.7	2.7	4.3	2.9	4.5	3.0	4.7	3.0	5.0	3.0	5.3	2.8
	37	3.1	2.4	3.7	2.7	4.3	2.9	4.5	3.0	4.7	3.0	4.9	2.9	5.2	2.7
	39	3.1	2.4	3.7	2.7	4.3	2.9	4.5	3.0	4.7	3.0	4.9	2.9	5.1	2.6
056	10	3.9	3.0	4.6	3.4	5.3	3.7	5.6	3.8	5.8	3.8	6.3	3.9	6.7	3.6
	12	3.9	3.0	4.6	3.4	5.3	3.7	5.6	3.8	5.8	3.8	6.3	3.9	6.7	3.6
	14	3.9	3.0	4.6	3.4	5.3	3.7	5.6	3.8	5.8	3.8	6.2	3.8	6.7	3.6
	16	3.9	3.0	4.6	3.4	5.3	3.7	5.6	3.8	5.8	3.8	6.2	3.8	6.6	3.5
	18	3.9	3.0	4.6	3.4	5.3	3.7	5.6	3.8	5.8	3.8	6.2	3.8	6.6	3.5
	20	3.9	3.0	4.6	3.4	5.3	3.7	5.6	3.8	5.8	3.8	6.2	3.8	6.6	3.5
	21	3.9	3.0	4.6	3.4	5.3	3.7	5.6	3.8	5.8	3.8	6.2	3.8	6.6	3.5
	23	3.9	3.0	4.6	3.4	5.3	3.7	5.6	3.8	5.8	3.8	6.2	3.8	6.6	3.5
	25	3.9	3.0	4.6	3.4	5.3	3.7	5.6	3.8	5.8	3.8	6.2	3.8	6.6	3.5
	27	3.9	3.0	4.6	3.4	5.3	3.7	5.6	3.8	5.8	3.8	6.2	3.8	6.6	3.5
	29	3.9	3.0	4.6	3.4	5.3	3.7	5.6	3.8	5.8	3.8	6.2	3.8	6.6	3.5
	31	3.9	3.0	4.6	3.4	5.3	3.7	5.6	3.8	5.8	3.8	6.2	3.8	6.6	3.5
	33	3.9	3.0	4.6	3.4	5.3	3.7	5.6	3.8	5.8	3.8	6.2	3.8	6.6	3.5
	35	3.9	3.0	4.6	3.4	5.3	3.7	5.6	3.8	5.8	3.8	6.2	3.8	6.6	3.5
	37	3.9	3.0	4.6	3.4	5.3	3.7	5.6	3.8	5.8	3.8	6.1	3.7	6.5	3.4
	39	3.9	3.0	4.6	3.4	5.3	3.7	5.6	3.8	5.8	3.8	6.1	3.7	6.4	3.3
071	10	4.7	3.7	5.5	4.1	6.4	4.5	6.8	4.6	7.1	4.6	7.6	4.6	8.2	4.4
	12	4.7	3.7	5.5	4.1	6.4	4.5	6.8	4.6	7.1	4.6	7.6	4.6	8.1	4.3
	14	4.7	3.7	5.5	4.1	6.4	4.5	6.8	4.6	7.1	4.6	7.6	4.6	8.1	4.3
	16	4.7	3.7	5.5	4.1	6.4	4.5	6.8	4.6	7.1	4.6	7.6	4.6	8.1	4.3
	18	4.7	3.7	5.5	4.1	6.4	4.5	6.8	4.6	7.0	4.6	7.5	4.5	8.0	4.2
	20	4.7	3.7	5.5	4.1	6.4	4.5	6.8	4.6	7.0	4.6	7.5	4.5	8.0	4.2
	21	4.7	3.7	5.5	4.1	6.4	4.5	6.8	4.6	7.0	4.6	7.5	4.5	8.0	4.2
	23	4.7	3.7	5.5	4.1	6.4	4.5	6.8	4.6	7.0	4.6	7.5	4.5	8.0	4.2
	25	4.7	3.7	5.5	4.1	6.4	4.5	6.8	4.6	7.0	4.6	7.5	4.5	8.0	4.2
	27	4.7	3.7	5.5	4.1	6.4	4.5	6.8	4.6	7.0	4.6	7.5	4.5	8.0	4.2
	29	4.7	3.7	5.5	4.1	6.4	4.5	6.8	4.6	7.0	4.6	7.5	4.5	8.0	4.2
	31	4.7	3.7	5.5	4.1	6.4	4.5	6.8	4.6	7.0	4.6	7.5	4.5	8.0	4.2
	33	4.7	3.7	5.5	4.1	6.4	4.5	6.8	4.6	7.0	4.6	7.5	4.5	8.0	4.2
	35	4.7	3.7	5.5	4.1	6.4	4.5	6.8	4.6	7.0	4.6	7.5	4.5	8.0	4.2
	37	4.7	3.7	5.5	4.1	6.4	4.5	6.8	4.6	7.0	4.6	7.5	4.5	7.9	4.1
	39	4.7	3.7	5.5	4.1	6.4	4.5	6.8	4.6	7.0	4.6	7.4	4.4	7.7	4.0

2) Heating

TC : Total Capacity(kW)

Model	Outdoor temperature (ºC)		Indoor temperature (ºC, DB)				
			16.0	18.0	20.0	22.0	24.0
			TC	TC	TC	TC	TC
	DB	WB	kW	kW	kW	kW	kW
022	-20	-21	1.5	1.5	1.5	1.5	1.5
	-17	-18	1.6	1.6	1.6	1.6	1.6
	-15	-16	1.7	1.6	1.6	1.6	1.6
	-12	-13	1.8	1.8	1.8	1.8	1.7
	-10	-11	2.0	2.0	1.9	1.9	1.9
	-7	-8	2.3	2.2	2.2	2.0	2.0
	-5	-6	2.4	2.3	2.3	2.2	2.2
	-3	-4	2.5	2.5	2.4	2.3	2.2
	0	-1	2.6	2.5	2.5	2.3	2.2
	3	2.2	2.7	2.6	2.5	2.3	2.2
	5	4.1	2.8	2.7	2.5	2.3	2.2
	7	6	2.8	2.7	2.5	2.3	2.2
	9	7.9	3.0	2.7	2.5	2.3	2.2
	11	9.8	3.0	2.7	2.5	2.3	2.2
	13	12	3.0	2.7	2.5	2.3	2.2
	15	14	3.0	2.7	2.5	2.3	2.2
028	-20	-21	1.9	1.9	1.9	1.9	1.9
	-17	-18	2.0	2.0	2.0	2.0	1.9
	-15	-16	2.1	2.1	2.0	2.0	1.9
	-12	-13	2.2	2.2	2.2	2.1	2.1
	-10	-11	2.3	2.3	2.3	2.3	2.2
	-7	-8	2.5	2.4	2.4	2.4	2.3
	-5	-6	2.6	2.6	2.5	2.5	2.4
	-3	-4	2.8	2.7	2.7	2.6	2.5
	0	-1	2.9	2.8	2.8	2.7	2.6
	3	2.2	3.0	3.0	2.9	2.8	2.7
	5	4.1	3.2	3.1	3.1	2.9	2.7
	7	6	3.3	3.2	3.2	3.0	2.7
	9	7.9	3.4	3.3	3.2	3.0	2.7
	11	9.8	3.5	3.3	3.2	3.0	2.7
	13	12	3.6	3.4	3.2	3.0	2.7
	15	14	3.7	3.4	3.2	3.0	2.7
036	-20	-21	2.4	2.4	2.3	2.3	2.3
	-17	-18	2.6	2.5	2.4	2.4	2.3
	-15	-16	2.7	2.6	2.5	2.5	2.4
	-12	-13	2.8	2.7	2.7	2.6	2.6
	-10	-11	2.9	2.9	2.9	2.8	2.8
	-7	-8	3.1	3.1	3.0	3.0	2.9
	-5	-6	3.3	3.2	3.2	3.1	3.0
	-3	-4	3.4	3.4	3.3	3.2	3.1
	0	-1	3.6	3.6	3.5	3.4	3.2
	3	2.2	3.8	3.7	3.7	3.5	3.4
	5	4.1	3.9	3.9	3.8	3.6	3.4
	7	6	4.1	4.1	4.0	3.7	3.4
	9	7.9	4.2	4.1	4.0	3.7	3.4
	11	9.8	4.4	4.2	4.0	3.7	3.4
	13	12	4.5	4.2	4.0	3.7	3.4
	15	14	4.6	4.3	4.0	3.7	3.4
045	-20	-21	3.1	3.0	3.0	2.9	2.9
	-17	-18	3.2	3.2	3.1	3.0	3.0
	-15	-16	3.3	3.3	3.2	3.1	3.0
	-12	-13	3.5	3.4	3.3	3.3	3.3
	-10	-11	3.7	3.7	3.6	3.5	3.5
	-7	-8	3.9	3.8	3.8	3.7	3.6
	-5	-6	4.1	4.0	4.0	3.9	3.7
	-3	-4	4.3	4.2	4.2	4.0	3.9
	0	-1	4.5	4.4	4.4	4.2	4.0
	3	2.2	4.7	4.7	4.6	4.4	4.2
	5	4.1	4.9	4.8	4.8	4.5	4.2
	7	6	5.2	5.1	5.0	4.6	4.2
	9	7.9	5.3	5.2	5.0	4.6	4.2
	11	9.8	5.5	5.2	5.0	4.6	4.2
	13	12	5.6	5.3	5.0	4.6	4.2
	15	14	5.8	5.4	5.0	4.6	4.2
056	-20	-21	3.9	3.8	3.8	3.7	3.7
	-17	-18	4.0	4.0	3.9	3.8	3.8
	-15	-16	4.2	4.1	4.0	3.9	3.8
	-12	-13	4.4	4.3	4.2	4.2	4.1
	-10	-11	4.6	4.6	4.5	4.4	4.4
	-7	-8	4.9	4.8	4.8	4.7	4.5
	-5	-6	5.2	5.1	5.0	4.9	4.7
	-3	-4	5.4	5.3	5.3	5.1	4.9
	0	-1	5.7	5.6	5.5	5.3	5.0
	3	2.2	5.9	5.9	5.8	5.6	5.3
	5	4.1	6.2	6.1	6.0	5.7	5.3
	7	6	6.5	6.4	6.3	5.8	5.3
	9	7.9	6.7	6.5	6.3	5.8	5.3
	11	9.8	6.9	6.6	6.3	5.8	5.3
	13	12	7.1	6.7	6.3	5.8	5.3
	15	14	7.3	6.8	6.3	5.8	5.3
071	-20	-21	4.4	4.3	4.2	4.2	4.2
	-17	-18	4.5	4.4	4.3	4.3	4.2
	-15	-16	4.7	4.6	4.4	4.3	4.2
	-12	-13	4.9	4.8	4.7	4.6	4.5
	-10	-11	5.1	5.1	5.0	4.9	4.9
	-7	-8	5.4	5.4	5.3	5.2	5.1
	-5	-6	5.7	5.6	5.6	5.4	5.2
	-3	-4	6.0	5.9	5.9	5.6	5.4
	0	-1	6.3	6.2	6.1	5.9	5.6
	3	2.2	6.6	6.5	6.4	6.2	5.9
	5	4.1	6.9	6.8	6.7	6.3	5.9
	7	6	7.2	7.1	7.0	6.5	5.9
	9	7.9	7.4	7.2	7.0	6.5	5.9
	11	9.8	7.6	7.3	7.0	6.5	5.9
	13	12	7.9	7.4	7.0	6.5	5.9
	15	14	8.1	7.5	7.0	6.5	5.9

10-3. Dimensional drawing

1) AM022/028/036FN✳DEH✳✳✳

Unit:mm

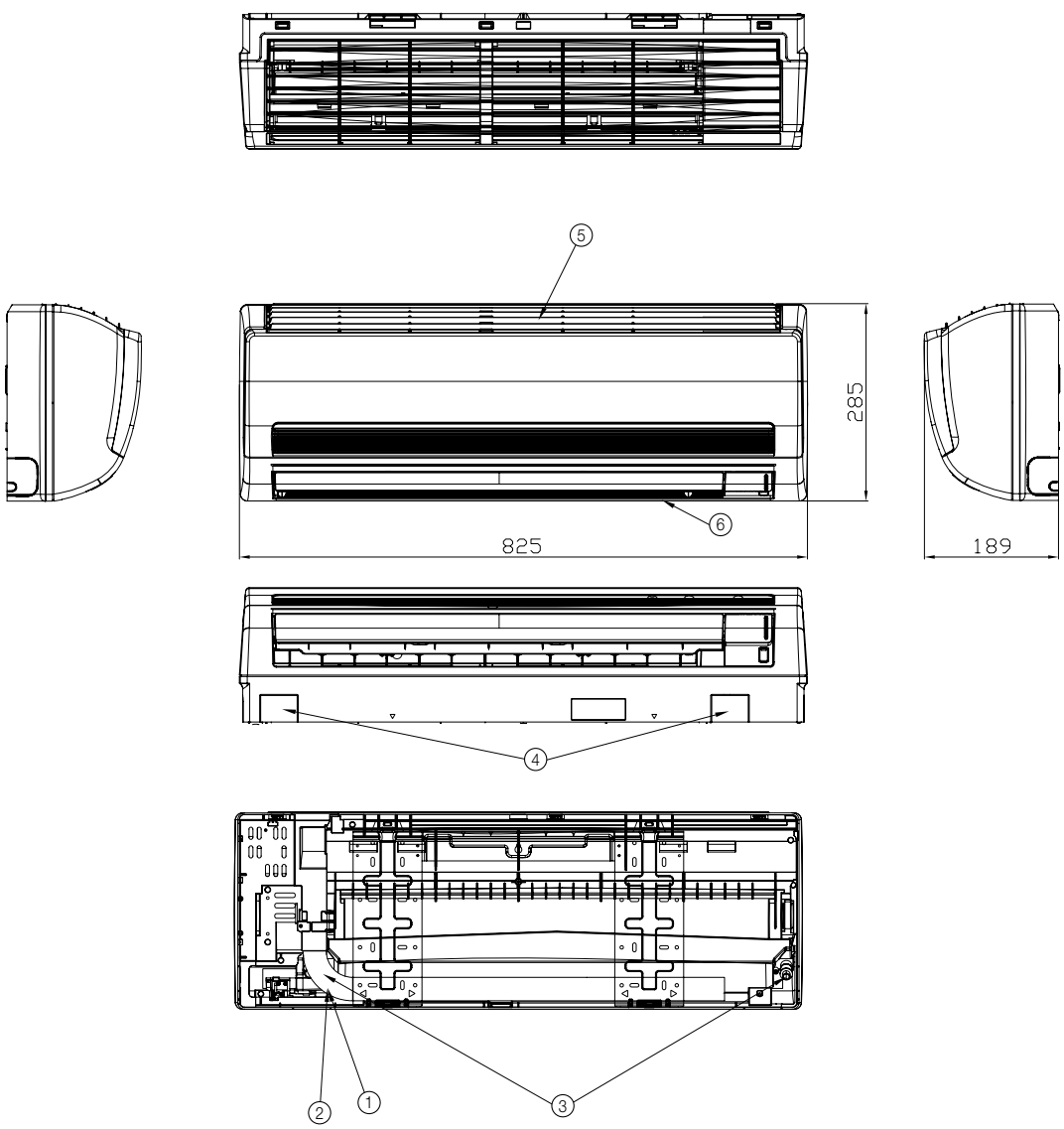

No.	Name	Description		
		2.2kW	2.8kW	3.6kW
①	Liquid pipe connection	Ø6.35 Flare		
②	Gas pipe connection	Ø12.70 Flare		
③	Drain pipe connection	ID18 Hose		
④	Conduit for power supply & communication wiring	-		
⑤	Air inlet grille	-		
⑥	Air outlet louver	-		

2) AM045/056/071FN✳DEH✳✳✳

Unit:mm

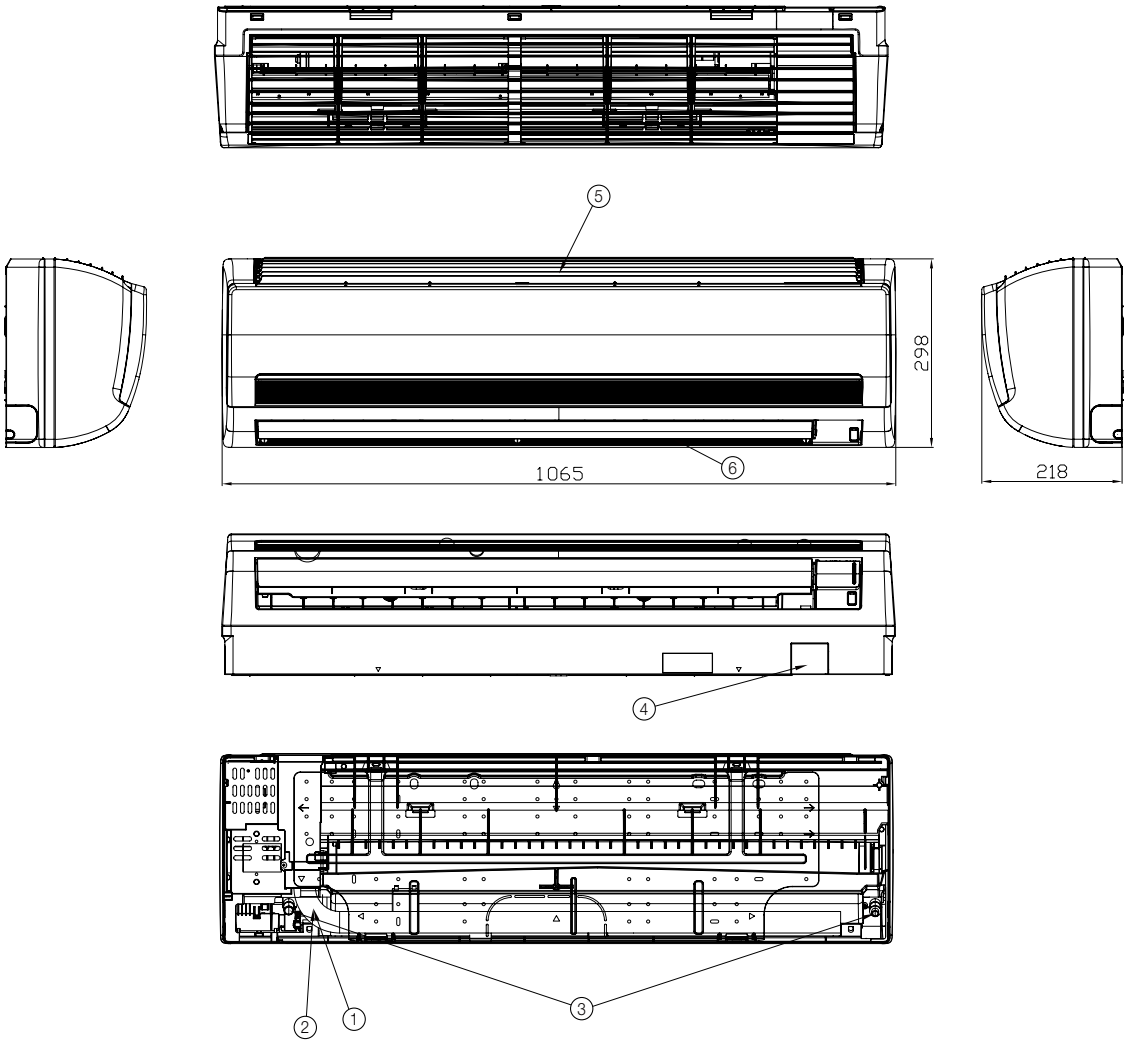

No.	Name	Description		
		4.5kW	5.6kW	7.1kW
①	Liquid pipe connection	Ø6.35 Flare		Ø9.52 Flare
②	Gas pipe connection	Ø12.70 Flare		Ø15.88 Flare
③	Drain pipe connection	ID18 Hose		
④	Conduit for power supply & communication wiring	-		
⑤	Air inlet grille	-		
⑥	Air outlet louver	-		

10-4. Electrical wiring diagram

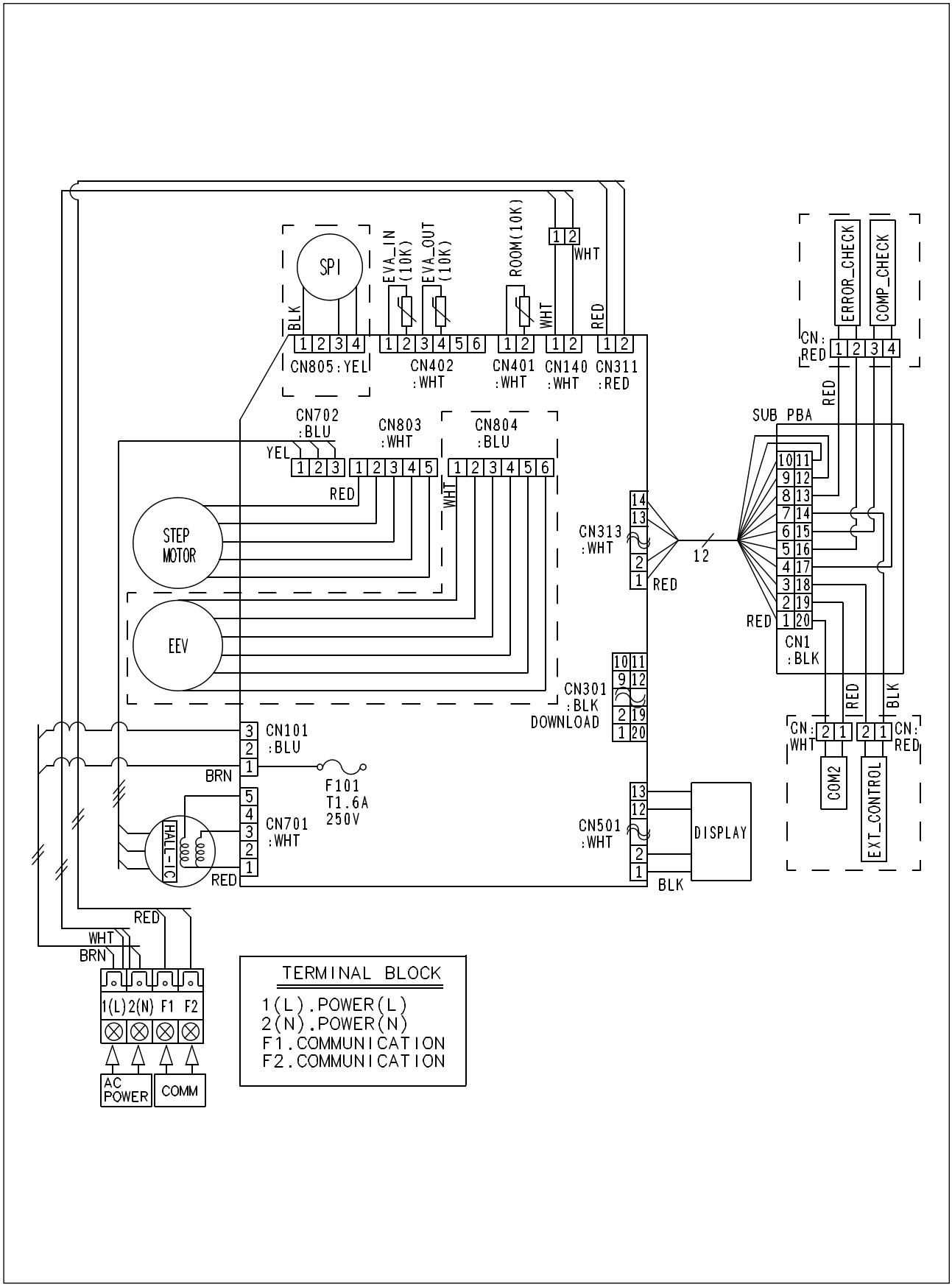

10-5. Sound pressure level

1) Operation sound level

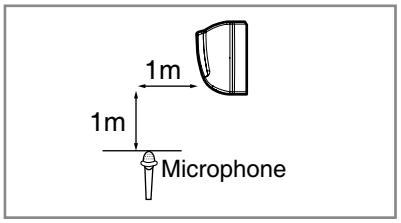

Unit : dB(A)

Model	High	Low
AM022FNTDEH✳✳✳	31	27
AM028FNTDEH✳✳✳	31	27
AM036FNTDEH✳✳✳	37	29
AM056FNTDEH✳✳✳	44	38
AM071FNTDEH✳✳✳	45	38

Model	High	Low
AM022FNQDEH✳✳✳	30	26
AM028FNQDEH✳✳✳	30	26
AM036FNQDEH✳✳✳	37	29
AM045FNQDEH✳✳✳	39	35
AM056FNQDEH✳✳✳	41	35
AM071FNQDEH✳✳✳	44	35

☑ ***Note***

- ◆ These operation values were obtained in an anechoic room. Sound pressure level will vary depending on a range of factors such as the construction of the particular room where the equipment is installed.
- ◆ Operation sound level may differ depending on operation and ambient conditions.

2) NC curves

(1) AM022FNTDEH✳✳✳

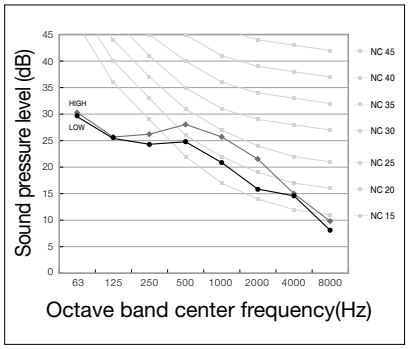

(2) AM028FNTDEH✳✳✳

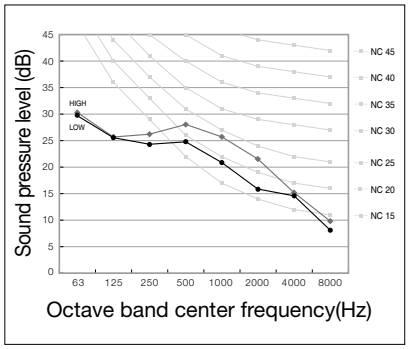

(3) AM036FNTDEH✳✳✳

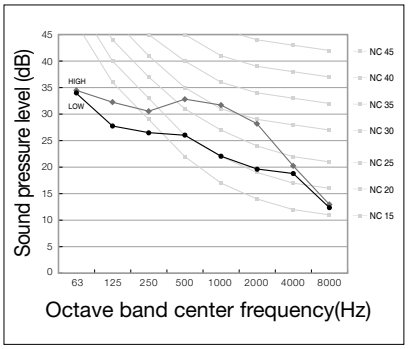

(4) AM056FNTDEH✳✳✳

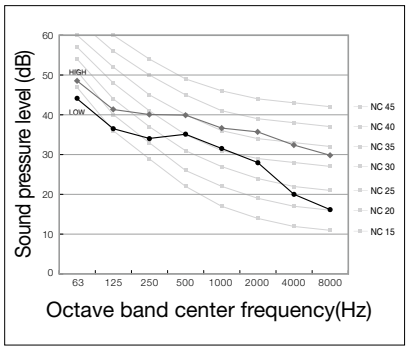

(5) AM071FNTDEH✳✳✳

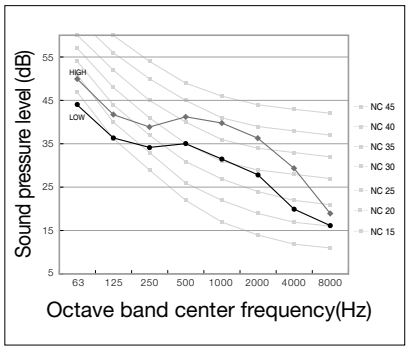

(6) AM022FNQDEH✳✳✳

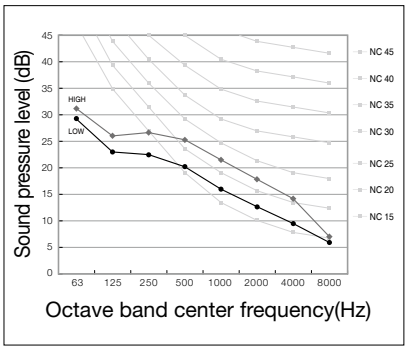

10-5. Sound pressure level

2) NC curves

(7) AM028FNQDEH✳✳✳

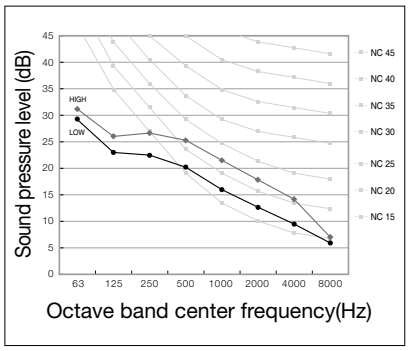

(8) AM036FNQDEH✳✳✳

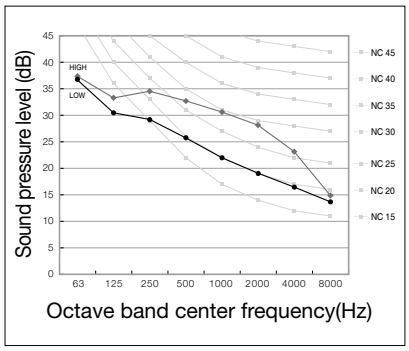

(9) AM045FNQDEH✳✳✳

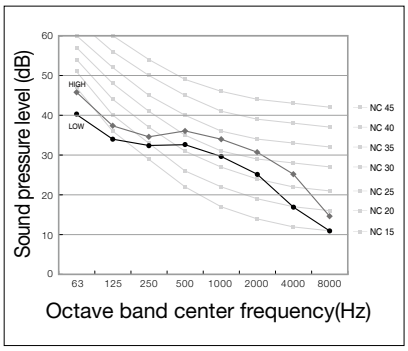

(10) AM056FNQDEH✳✳✳

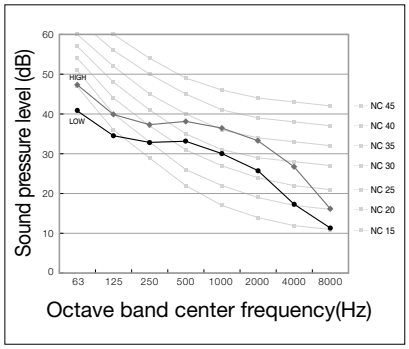

(11) AM071FNQDEH✳✳✳

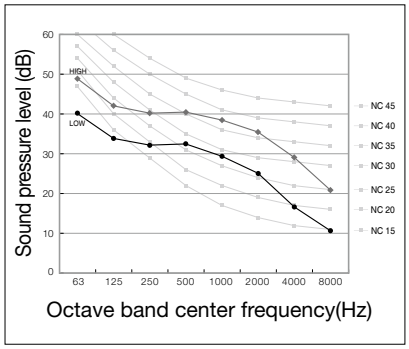

10-6. Temperature and air flow distribution

1) AM036FNTDEH✳✳✳, AM036FNQDEH✳✳✳

(1) Cooling air velocity distribution

◆ Discharge angle : 60°

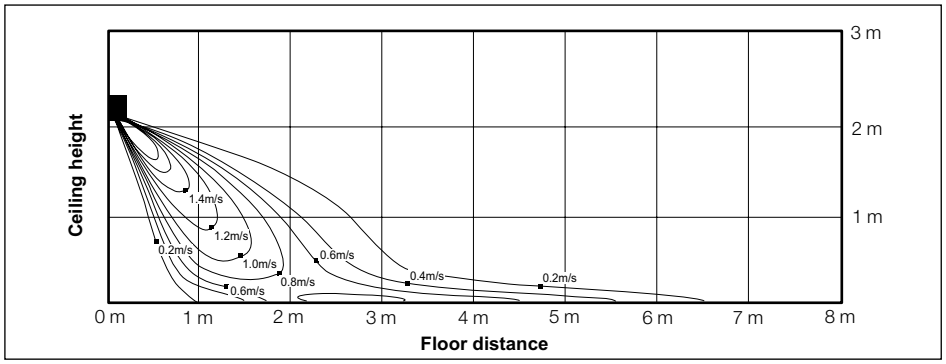

(2) Cooling temperature distribution

◆ Discharge angle : 60°

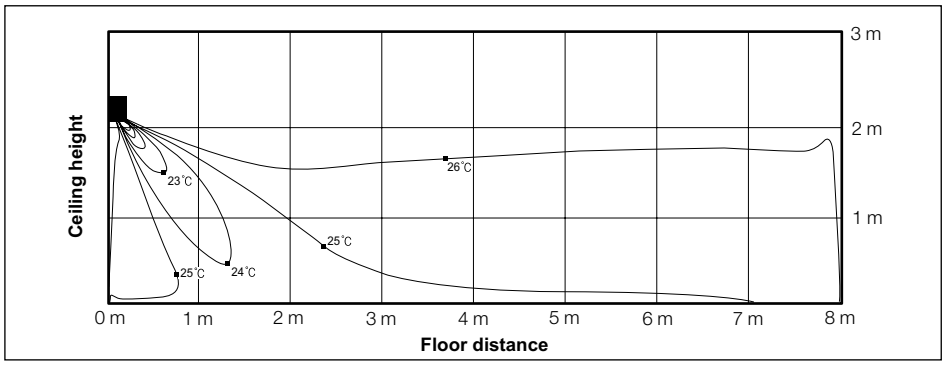

(3) Heating air velocity distribution

◆ Discharge angle : 60°

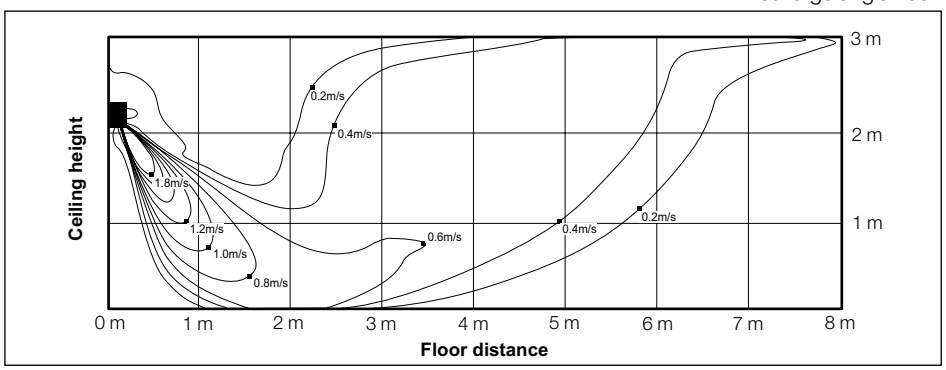

(4) Heating temperature distribution

◆ Discharge angle : 60°

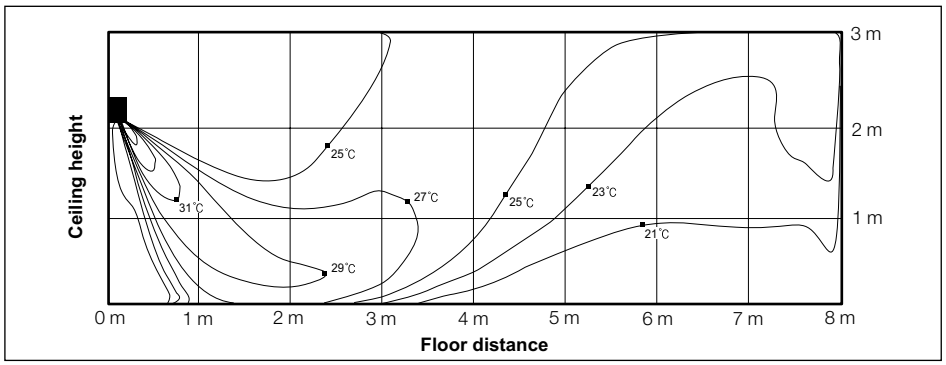

10-6. Temperature and air flow distribution

2) AM071FNTDEH✳✳✳, AM071FNQDEH✳✳✳

(1) Cooling air velocity distribution

◆ Discharge angle : 60°

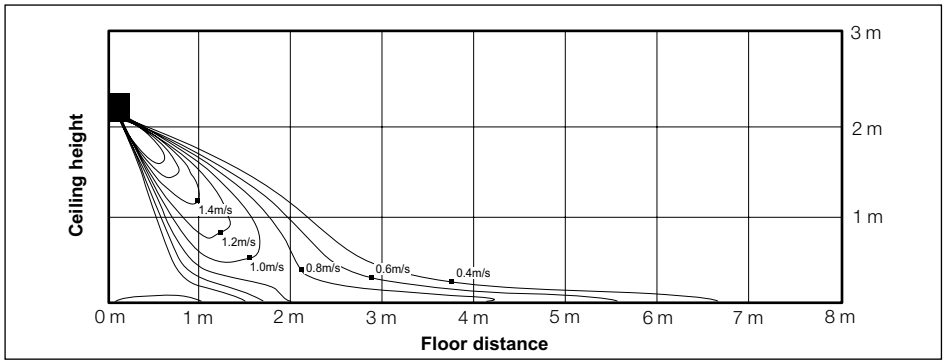

(2) Cooling temperature distribution

◆ Discharge angle : 60°

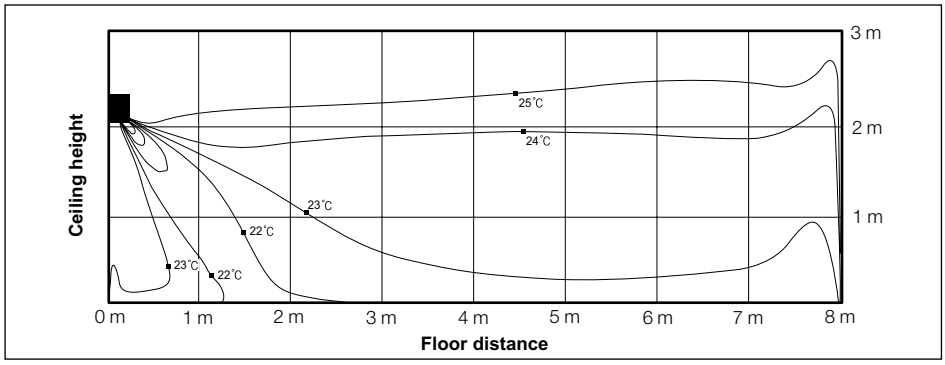

(3) Heating air velocity distribution

◆ Discharge angle : 60°

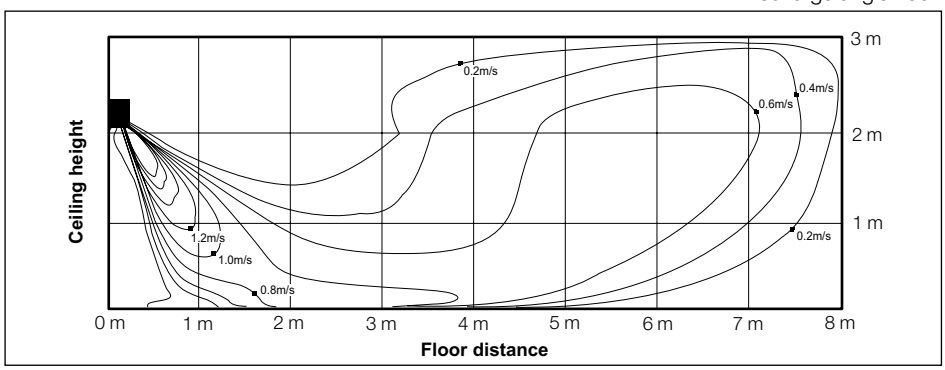

(4) Heating temperature distribution

◆ Discharge angle : 60°

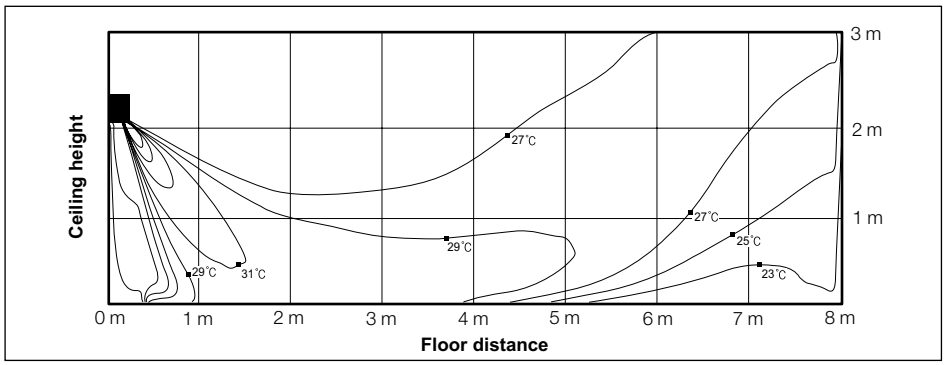

11 Floor Standing

(AM✳✳✳FNFDEH✳✳✳)

11-1. Specifications

1) Technical specifications

Model				AM036FNFDEH✳✳✳	AM056FNFDEH✳✳✳	AM071FNFDEH✳✳✳
Power Supply			Ø, #, V, Hz	1, 2, 220~240, 50	1, 2, 220~240, 50	1, 2, 220~240, 50
Mode*1)			-	HP/HR	HP/HR	HP/HR
Performance	Capacity (Nominal)	Cooling*2)	kW	3.6	5.6	7.1
			Btu/h	12,300	19,100	24,200
		Heating*3)	kW	4.0	6.3	8.0
			Btu/h	13,600	21,500	27,300
Power	Power Input (Nominal)	Cooling*2)	W	50	110	110
		Heating*3)		50	110	110
	Current Input (Nominal)	Cooling*2)	A	0.24	0.53	0.53
		Heating*3)		0.24	0.53	0.53
Fan	Motor	Type	-	Sirocco Fan	Sirocco Fan	Sirocco Fan
		Output	W	-	-	-
		Number of unit	EA	-	-	-
	Air Flow Rate	H/M/L (UL)	CMM	10.00/8.50/6.00	15.50/14.00/11.00	15.50/14.00/11.00
			l/s	166.67/141.67/100.00	258.33/233.33/183.33	258.33/233.33/183.33
	External Pressure	Min / Std / Max	mmAq	-	-	-
			Pa	-	-	-
			WG	-	-	-
Option Code			-	01A054-105000-202424-330010	01A054-105000-203838-330010	01A054-105000-204747-330010
Piping Connections	Liquid Pipe		Ø, mm	6.35	9.52	9.52
			Ø, inch	1/4	3/8	3/8
	Gas Pipe		Ø, mm	12.70	15.88	15.88
			Ø, inch	1/2	5/8	5/8
	Drain Pipe		Ø, mm	ID 18 HOSE	ID 18 HOSE	ID 18 HOSE
Field Wiring	Power Source Wire	Below 20m / over 20m	mm^2	1.5 / 2.5	1.5 / 2.5	1.5 / 2.5
	Transmission Cable		mm^2	0.75~1.5	0.75~1.5	0.75~1.5
Refrigerant	Type		-	R410A	R410A	R410A
	Control Method		-	EEV INCLUDED	EEV INCLUDED	EEV INCLUDED
Sound	Sound Pressure	High / Mid / Low*4)	dBA	37 / 32 / 27	40 / 36 / 32	40 / 36 / 32
Dimensions	Net Weight		kg	23.0	28.5	28.5
	Shipping Weight		kg	27.0	33.3	33.3
	Net Dimensions (W×H×D)		mm	945 x 600 x 220	1225 x 600 x 220	1225 x 600 x 220
	Shipping Dimensions (W×H×D)		mm	1035 x 690 x 310	1335 x 690 x 310	1335 x 690 x 310
Panel Size	Panel model		-	-	-	-
	Panel Net Weight		kg	-	-	-
	Shipping Weight		kg	-	-	-
	Net Dimensions (W×H×D)		mm	-	-	-
	Shipping Dimensions (W×H×D)		mm	-	-	-
Additional Accessories	Drain pump	Drain pump	- / Model	-	-	-
		Max. lifting Height / Displacement	mm/liter/h	-	-	-
	Air Filter		-	Long life filter	Long life filter	Long life filter

* Specifications may be subject to change without prior notice for product improvement.

*1) Mode
- HP : Heat Pump, HR : Heat Recovery

*2) Nominal cooling capacities are based on;
- Indoor temperature : 27°C DB, 19°C WB
- Outdoor temperature : 35°C DB, 24°C WB, Equivalent refrigerant piping : 7.5m, Level differences : 0m

*3) Nominal heating capacities are based on;
- Indoor temperature : 20°C DB, 15°C WB
- Outdoor temperature : 7°C DB, 6°C WB, Equivalent refrigerant piping : 7.5m, Level differences : 0m

*4) Sound pressure was acquired in an anechoic room. Thus actual noise level may be different depending on the installation conditions.

11-2. Capacity tables

1) Cooling

TC : Total Capacity(kW), SHC : Sensible Heat Capacity(kW)

Model	Outdoor temperature (°C, DB)	Indoor temperature (°C, WB)													
		20 (°C, DB)		23 (°C, DB)		26 (°C, DB)		27 (°C, DB)		28 (°C, DB)		30 (°C, DB)		32 (°C, DB)	
		14 (°C, WB)		16 (°C, WB)		18 (°C, WB)		19 (°C, WB)		20 (°C, WB)		22 (°C, WB)		24 (°C, WB)	
		TC	SHC	TC	SHC	TC	SHC	TC	SHC	TC	SHC	TC	SHC	TC	SHC
036	10	2.8	2.3	3.3	2.7	3.8	2.9	4.0	2.9	4.2	2.9	4.5	3.0	4.8	3.0
	12	2.8	2.3	3.3	2.7	3.8	2.9	4.0	2.9	4.2	2.9	4.5	3.0	4.8	2.9
	14	2.8	2.3	3.3	2.7	3.8	2.9	4.0	2.9	4.2	2.9	4.5	3.0	4.8	2.9
	16	2.8	2.3	3.3	2.7	3.8	2.9	4.0	2.9	4.1	2.9	4.4	3.0	4.7	2.9
	18	2.8	2.3	3.3	2.7	3.8	2.9	4.0	2.9	4.1	2.9	4.4	3.0	4.7	2.9
	20	2.8	2.3	3.3	2.7	3.8	2.9	4.0	2.9	4.1	2.9	4.4	3.0	4.7	2.9
	21	2.8	2.3	3.3	2.7	3.8	2.9	4.0	2.9	4.1	2.9	4.4	3.0	4.7	2.9
	23	2.8	2.3	3.3	2.7	3.8	2.9	4.0	2.9	4.1	2.9	4.4	3.0	4.7	2.9
	25	2.8	2.3	3.3	2.7	3.8	2.9	4.0	2.9	4.1	2.9	4.4	3.0	4.7	2.9
	27	2.8	2.3	3.3	2.7	3.8	2.9	4.0	2.9	4.1	2.9	4.4	2.9	4.7	2.9
	29	2.8	2.3	3.3	2.7	3.8	2.9	4.0	2.9	4.1	2.9	4.4	2.9	4.7	2.9
	31	2.8	2.3	3.3	2.7	3.8	2.9	4.0	2.9	4.1	2.9	4.4	3.0	4.7	3.0
	33	2.8	2.3	3.3	2.7	3.8	2.9	4.0	2.9	4.1	2.9	4.4	3.1	4.7	3.0
	35	2.8	2.3	3.3	2.7	3.8	2.9	4.0	2.9	4.1	2.9	4.4	3.1	4.7	3.0
	37	2.8	2.3	3.3	2.7	3.8	2.9	4.0	2.9	4.1	3.0	4.4	3.0	4.6	3.0
	39	2.8	2.3	3.3	2.7	3.8	2.9	4.0	3.0	4.1	2.8	4.3	3.0	4.5	3.0
056	10	4.1	3.4	4.9	3.9	5.6	4.1	6.0	4.3	6.2	4.1	6.7	3.9	7.2	4.2
	12	4.1	3.4	4.9	3.9	5.6	4.1	6.0	4.3	6.2	4.1	6.7	3.9	7.2	4.3
	14	4.1	3.4	4.9	3.9	5.6	4.1	6.0	4.3	6.2	4.1	6.7	4.0	7.1	4.2
	16	4.1	3.4	4.9	3.9	5.6	4.1	6.0	4.3	6.2	4.1	6.7	4.0	7.1	4.3
	18	4.1	3.4	4.9	3.9	5.6	4.1	6.0	4.3	6.2	4.1	6.7	3.9	7.1	4.3
	20	4.1	3.4	4.9	3.9	5.6	4.1	6.0	4.3	6.2	4.1	6.6	3.9	7.1	4.3
	21	4.1	3.4	4.9	3.9	5.6	4.1	6.0	4.3	6.2	4.1	6.6	3.9	7.1	4.3
	23	4.1	3.4	4.9	3.9	5.6	4.1	6.0	4.3	6.2	4.1	6.6	4.0	7.1	4.4
	25	4.1	3.4	4.9	3.9	5.6	4.1	6.0	4.3	6.2	4.1	6.6	4.1	7.1	4.3
	27	4.1	3.4	4.9	3.9	5.6	4.1	6.0	4.3	6.2	4.1	6.6	4.0	7.1	4.3
	29	4.1	3.4	4.9	3.9	5.6	4.1	6.0	4.3	6.2	4.1	6.6	4.1	7.1	4.3
	31	4.1	3.4	4.9	3.9	5.6	4.1	6.0	4.3	6.2	4.1	6.6	4.0	7.1	4.4
	33	4.1	3.4	4.9	3.9	5.6	4.1	6.0	4.3	6.2	4.1	6.6	4.1	7.1	4.3
	35	4.1	3.4	4.9	3.9	5.6	4.1	6.0	4.3	6.2	4.2	6.6	4.2	7.1	4.4
	37	4.1	3.4	4.9	3.9	5.6	4.1	6.0	4.3	6.2	4.3	6.6	4.1	7.0	4.4
	39	4.1	3.4	4.9	3.9	5.6	4.1	6.0	4.3	6.2	4.2	6.5	4.0	6.8	4.3
071	10	5.0	4.0	5.9	4.5	6.8	4.6	7.2	5.0	7.5	4.4	8.1	4.6	8.6	5.1
	12	5.0	4.0	5.9	4.5	6.8	4.6	7.2	5.0	7.5	4.4	8.0	4.7	8.6	4.8
	14	5.0	4.0	5.9	4.5	6.8	4.6	7.2	5.0	7.5	4.4	8.0	4.7	8.6	5.0
	16	5.0	4.0	5.9	4.5	6.8	4.6	7.2	5.0	7.5	4.4	8.0	4.7	8.5	4.8
	18	5.0	4.0	5.9	4.5	6.8	4.6	7.2	5.0	7.5	4.5	8.0	4.7	8.5	4.7
	20	5.0	4.0	5.9	4.5	6.8	4.6	7.2	5.0	7.5	4.5	8.0	4.4	8.5	4.5
	21	5.0	4.0	5.9	4.5	6.8	4.6	7.2	5.0	7.5	4.5	8.0	4.4	8.5	4.5
	23	5.0	4.0	5.9	4.5	6.8	4.6	7.2	5.0	7.5	4.5	8.0	4.6	8.5	4.7
	25	5.0	4.0	5.9	4.5	6.8	4.6	7.2	5.0	7.5	4.5	8.0	4.6	8.5	4.6
	27	5.0	4.0	5.9	4.5	6.8	4.6	7.2	5.0	7.5	4.5	8.0	4.6	8.5	4.9
	29	5.0	4.0	5.9	4.5	6.8	4.6	7.2	5.0	7.5	4.5	8.0	4.5	8.5	4.6
	31	5.0	4.0	5.9	4.5	6.8	4.6	7.2	5.0	7.5	4.5	8.0	4.5	8.5	4.8
	33	5.0	4.0	5.9	4.5	6.8	4.6	7.2	5.0	7.5	4.5	8.0	4.6	8.5	4.6
	35	5.0	4.0	5.9	4.5	6.8	4.6	7.2	5.0	7.5	4.4	8.0	4.7	8.5	5.2
	37	5.0	4.0	5.9	4.5	6.8	4.6	7.2	5.0	7.4	4.5	7.9	4.6	8.4	4.9
	39	5.0	4.0	5.9	4.5	6.8	4.6	7.2	5.0	7.4	4.5	7.8	4.6	8.2	4.7

11-2. Capacity tables

2) Heating

TC : Total Capacity(kW)

Model	Outdoor temperature (ºC)		Indoor temperature (ºC, DB)				
			16.0	18.0	20.0	22.0	24.0
			TC	TC	TC	TC	TC
	DB	WB	kW	kW	kW	kW	kW
036	-15	-16	3.2	3.2	3.1	3.0	2.9
	-12	-13	3.4	3.3	3.3	3.2	3.1
	-10	-11	3.6	3.5	3.5	3.4	3.4
	-7	-8	3.8	3.7	3.6	3.6	3.4
	-5	-6	3.9	3.9	3.8	3.8	3.4
	-3	-4	4.1	4.1	3.9	3.8	3.5
	0	-1	4.3	4.2	4.1	3.8	3.6
	3	2.2	4.5	4.4	4.1	4.0	3.8
	5	4.1	4.7	4.4	4.3	4.1	3.8
	7	6	4.7	4.6	4.5	4.2	3.8
	9	7.9	4.8	4.6	4.5	4.2	3.8
	11	9.8	4.9	4.7	4.5	4.2	3.8
	13	12	5.1	4.8	4.5	4.2	3.8
	15	14	5.2	4.9	4.5	4.2	3.8
056	-15	-16	4.9	4.8	4.6	4.5	4.4
	-12	-13	5.1	5.0	4.9	4.8	4.7
	-10	-11	5.4	5.3	5.2	5.1	5.1
	-7	-8	5.7	5.6	5.5	5.4	5.2
	-5	-6	6.0	5.9	5.7	5.7	5.2
	-3	-4	6.3	6.1	5.9	5.7	5.3
	0	-1	6.6	6.4	6.2	5.7	5.4
	3	2.2	6.9	6.7	6.2	6.0	5.7
	5	4.1	7.2	6.7	6.5	6.1	5.7
	7	6	7.2	6.9	6.8	6.3	5.7
	9	7.9	7.2	7.0	6.8	6.3	5.7
	11	9.8	7.4	7.1	6.8	6.3	5.7
	13	12	7.6	7.2	6.8	6.3	5.7
	15	14	7.9	7.3	6.8	6.3	5.7
071	-15	-16	5.8	5.7	5.5	5.4	5.2
	-12	-13	6.1	6.0	5.5	5.4	5.2
	-10	-11	6.4	6.3	6.2	6.1	6.1
	-7	-8	6.8	6.7	6.5	6.4	6.2
	-5	-6	7.1	7.0	6.8	6.8	6.2
	-3	-4	7.5	7.3	7.1	6.8	6.3
	0	-1	7.8	7.6	7.4	6.8	6.5
	3	2.2	8.2	7.9	7.4	7.1	6.8
	5	4.1	8.5	7.9	7.8	7.3	6.8
	7	6	8.5	8.2	8.1	7.5	6.8
	9	7.9	8.6	8.3	8.1	7.5	6.8
	11	9.8	8.8	8.5	8.1	7.5	6.8
	13	12	9.1	8.6	8.1	7.5	6.8
	15	14	9.4	8.7	8.1	7.5	6.8

11-3. Dimensional drawing

Unit:mm

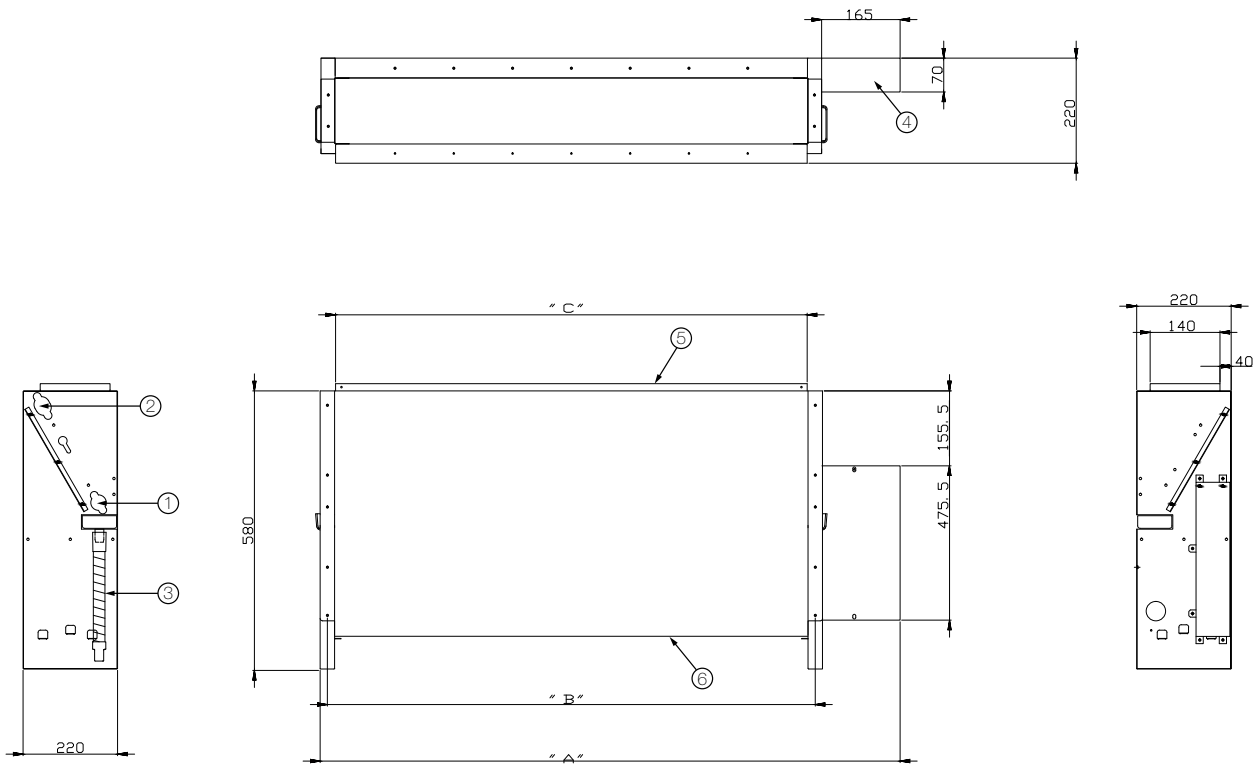

Model	A	B	C
AM036FNFDEH✳✳✳	945	730	700
AM056/071FNFDEH✳✳✳	1,225	1,010	980

No.	Name	Description		
		3.6kW	5.6kW	7.1kW
①	Liquid pipe connection	Ø6.35 Flare	Ø6.35 Flare	Ø9.52 Flare
②	Gas pipe connection	Ø12.70 Flare	Ø12.70 Flare	Ø15.88 Flare
③	Drain pipe connection	ID18 Hose		
④	Power wiring	-		
⑤	Air inlet grille	-		
⑥	Air outlet louver	-		

11-4. Electrical wiring diagram

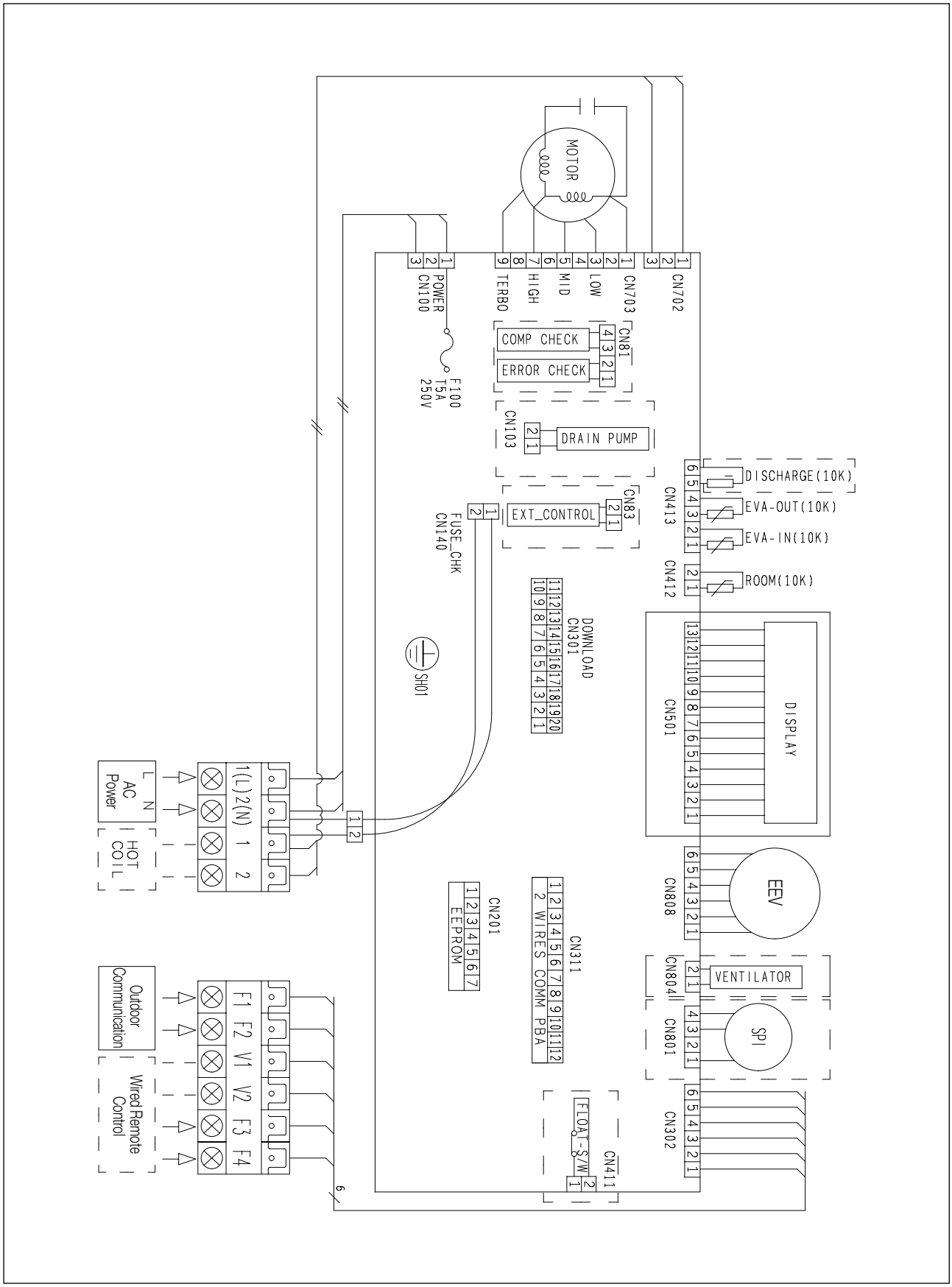

11-5. Sound pressure level

1) Operation sound level

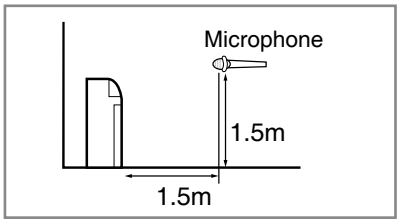

Unit : dB(A)

Model	High	Low
AM036FNFDEH✳✳✳	37	27
AM056FNFDEH✳✳✳	40	32
AM071FNFDEH✳✳✳	40	32

☑ ***Note***

- ◆ These operation values were obtained in an anechoic room. Sound pressure level will vary depending on a range of factors such as the construction of the particular room where the equipment is installed.
- ◆ Operation sound level may differ depending on operation and ambient conditions.

2) NC curves

(1) AM036FNFDEH✳✳✳

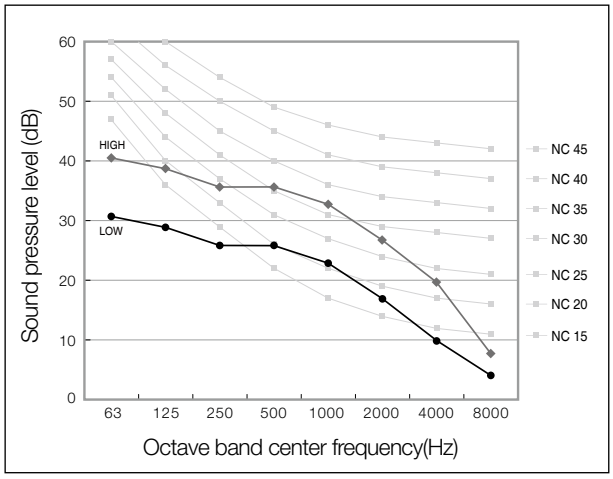

(2) AM056FNFDEH✳✳✳

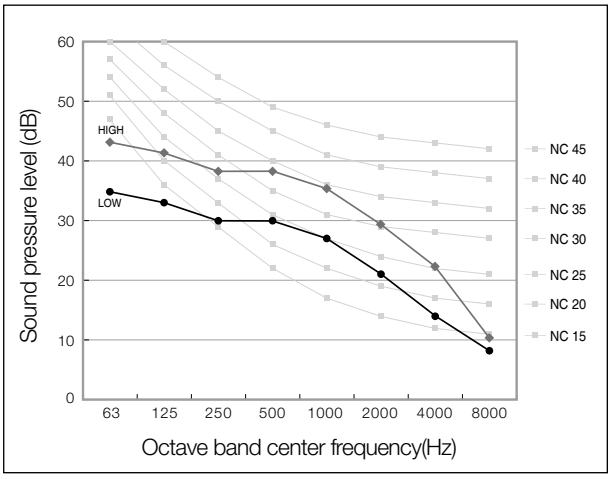

(3) AM071FNFDEH✳✳✳

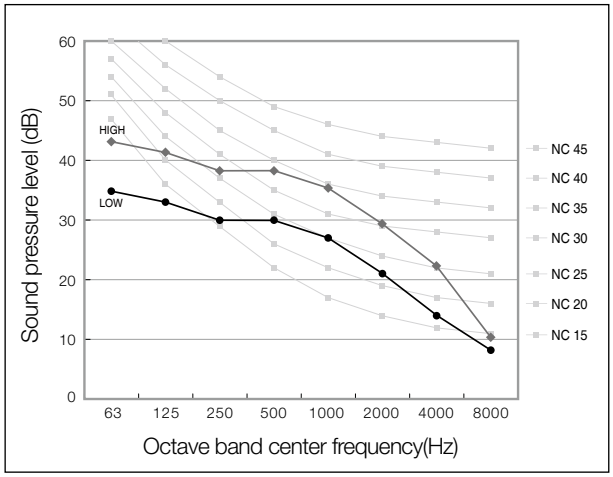

11-6. Temperature and air flow distribution

1) AM036FNFDEH✳✳✳

(1) Cooling air velocity distribution

◆ Discharge angle : 36°

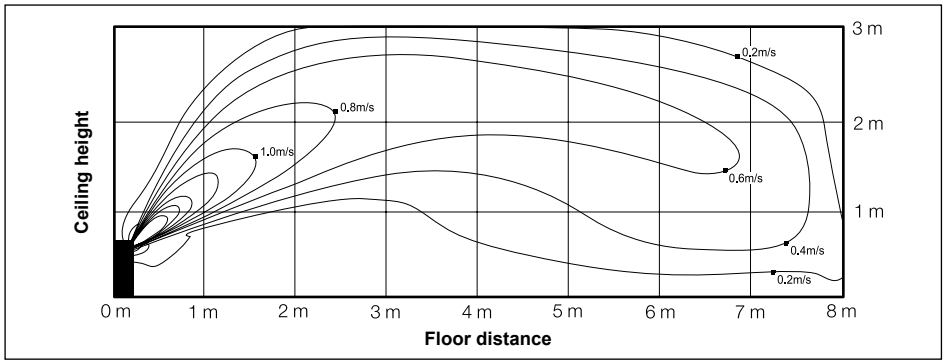

(2) Cooling temperature distribution

◆ Discharge angle : 36°

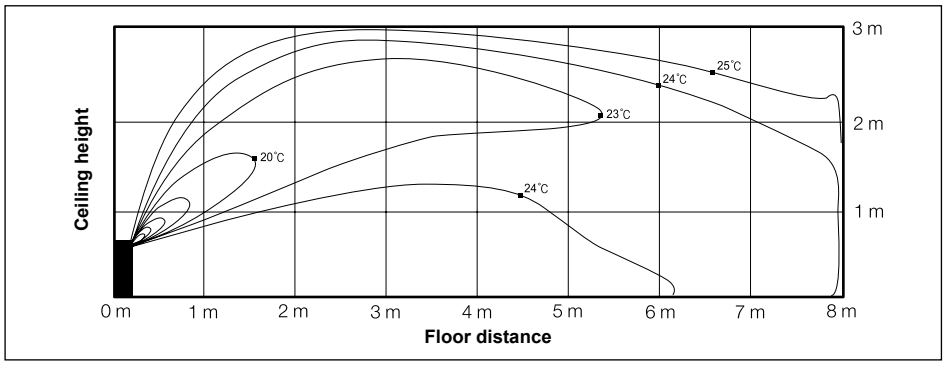

(3) Heating air velocity distribution

◆ Discharge angle : 54°

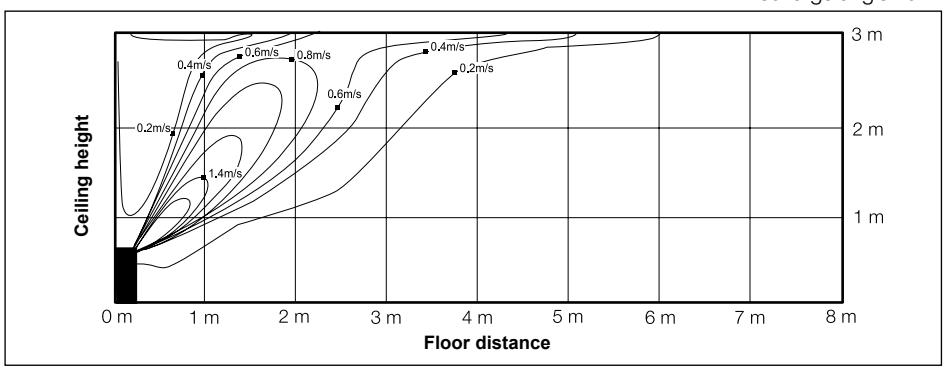

(4) Heating temperature distribution

◆ Discharge angle : 54°

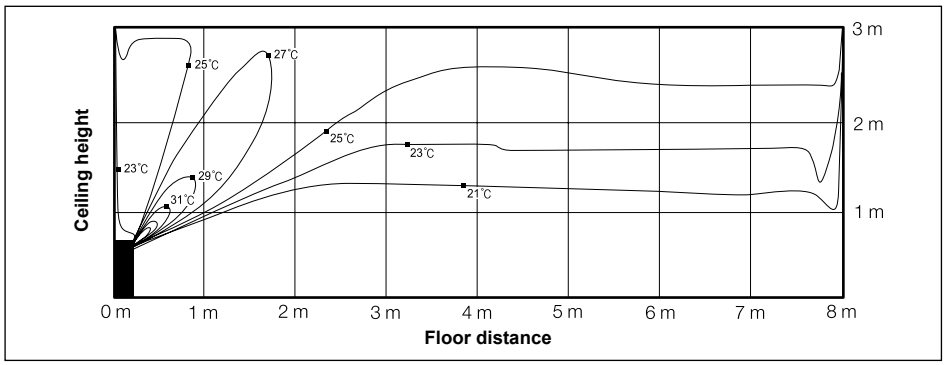

III. VENTILATION

Energy Recovery Ventilation

1 ERV PLUS

(AM✳✳✳FNKDEH✳✳✳)

1-1. Specifications

1) Technical specifications

*Refer to following capacities when using the product with outdoor unit: AM050FNKDEH : 3.6kW , AM100FNKDEH : 7.1 kW

Model					AM050FNKDEH✳✳✳	AM100FNKDEH✳✳✳
Power Supply				Ø, #, V, Hz	1, 2, 220~240, 50	1, 2, 220~240, 50
Performance	Temp. Exchange Efficiency	Cooling	Turbo	-	70	70
			high	-	70	70
			low	-	74	74
		Heating	Turbo	-	75	75
			high	-	75	75
			low	-	79	79
	Effective Enthalpy Exchange Efficiency	Cooling	Turbo	-	60	62
			high	-	60	62
			low	-	66	68
		Heating	Turbo	-	73	75
			high	-	73	75
			low	-	79	81
	Outside Air Processing Capacity		Cooling *1) (DX Coil/Element)	-	5.1(3.6/1.5)	11.5(7.1/3.4)
			Heating *2) (DX Coil/Element)	-	6.5(4.0/2.5)	13.2(8.0/5.2)
Fan	Airflow rate		Turbo/High/Low(UL)	CMH	500/500/360	1000/1000/690
				l/s	294/294/211	588/588/406
	External Static pressure		Turbo/High/Low	mmAq	16.3/10.2/8.7	15.3/9.2/7.6
				Pa	160/100/85	150/90/75
	Motor		Type	-	BLDC	BLDC
			Output	W	180	70
			Number of unit	EA	2	2
Power	Power Input		Turbo	W	220	510
			high		140	350
			low		90	235
	Current Input		Turbo	A	1.70	3.70
			high		1.00	2.40
			low		0.60	1.60
Option Code				-	015617152380	0156171C2373
Piping Connections	Liquid Pipe			Ø, mm	6.35	6.35
				Ø, inch	1/4	1/4
	Gas Pipe			Ø, mm	12.7	12.7
				Ø, inch	1/2	1/2
	Drain Pipe			Ø, mm	VP25 (OD32, ID25)	VP25 (OD32, ID25)
				Ø, inch	VP25 (OD 1-1/4", ID 1")	VP25 (OD 1-1/4", ID 1")
	Water Supply			Ø, mm	12.7	12.7
				Ø, inch	1/2	1/2
Field Wiring	Power Source Wire			mm^2	1.5/2.5	1.5/2.5
	Transmission Cable			mm^2	0.75~1.5	0.75~1.5
Refrigerant	Type			-	R410A	R410A
	Control Method			-	EEV	EEV
Sound Pressure	Sound Level*4)		Turbo / High / Low	dBA	36 / 32 / 28	36 / 33 / 31
Dimensions	Net Weight			kg	61.0	90.0
	Shipping Weight			kg	75.2	107.5
	Net Dimensions (W×H×D)			mm	1,553 x 270 x 1,000	1,763 x 340 x 1,135
	Shipping Dimensions (W×H×D)			mm	1,847 x 349 x 1,300	2,027 x 428 x 1,424
	Supply/Return/Exhaust/Outside Duct Flange (Ø)			mm	200	250
Accessory	Air Filter			-	High Efficiency Filter(PP)	High Efficiency Filter(PP)
Optional Accessory	Humidifier*3)		Type	-	Natural Evaporating Type	Natural Evaporating Type
			Qty	EA	1	1
			Amount	kg/h	2.7	5.4
			Pressure Feed Water	MPa	0.02~0.49	0.02~0.49
	S-Plasma ion kit			-	MSD-EAN1	MSD-EAN1
	CO_2 sensor			-	MOS-C1	MOS-C1
	Humidity Sensor			-	Option	Option
Ambient Condition	Around Unit			-	0~40°C DB, 80%RH or less	0~40°C DB, 80%RH or less
	OA *5)			-	-15~40°C DB, 80%RH or less	-15~40°C DB, 80%RH or less
	RA*5)			-	0~40°C DB, 80%RH or less	0~40°C DB, 80%RH or less

* Specifications may be subject to change without prior notice for product improvement.

*1) Nominal cooling capacities are based on;
- Indoor temperature : 27°C DB, 19°C WB - Outdoor temperature : 35°C DB, 24°C WB, Equivalent refrigerant piping : 7.5m, Level differences : 0m

*2) Nominal heating capacities are based on;
- Indoor temperature : 20°C DB, 15°C WB
- Outdoor temperature : 7°C DB, 6°C WB, Equivalent refrigerant piping : 7.5m, Level differences : 0m

*3) Humidifying capacity is based on;
- Indoor temperature : 20°C DB, 15°C WB
- Outdoor temperature : 7°C DB, 6°C WB, Equivalent refrigerant piping : 7.5m, Level differences : 0m

*4) Sound pressure was acquired in an anechoic room. Thus actual noise level may be different depending on the installation conditions.

*5) OA: fresh air from outdoor. RA: return air from room.

1-2. Capacity tables

1) Cooling

TC : Total Capacity(kW), SHC : Sensible Heat Capacity(kW)

Model	Outdoor temperature (ºC)		Indoor temperature													
			20 (ºC, DB)		23 (ºC, DB)		26 (ºC, DB)		27 (ºC, DB)		28 (ºC, DB)		30 (ºC, DB)		32 (ºC, DB)	
			14 (ºC, WB)		16 (ºC, WB)		18 (ºC, WB)		19 (ºC, WB)		20 (ºC, WB)		22 (ºC, WB)		24 (ºC, WB)	
	DB	WB	TC	SHC	TC	SHC	TC	SHC	TC	SHC	TC	SHC	TC	SHC	TC	SHC
500	10	4	2.5	2.2	2.9	2.5	3.4	2.7	3.6	2.8	3.7	2.8	4.0	2.8	4.3	2.7
	12	5.5	2.5	2.2	2.9	2.5	3.4	2.7	3.6	2.8	3.7	2.8	4.0	2.8	4.3	2.7
	14	7	2.5	2.2	2.9	2.5	3.4	2.7	3.6	2.8	3.7	2.8	4.0	2.8	4.3	2.7
	16	8.5	2.5	2.2	2.9	2.5	3.4	2.7	3.6	2.8	3.7	2.8	4.0	2.8	4.3	2.7
	18	10.5	2.5	2.2	2.9	2.5	3.4	2.7	3.6	2.8	3.7	2.8	4.0	2.8	4.3	2.7
	20	12	2.5	2.2	2.9	2.5	3.4	2.7	3.6	2.8	3.7	2.8	4.0	2.8	4.2	2.6
	21	14	2.5	2.2	2.9	2.5	3.4	2.7	3.6	2.8	3.7	2.8	4.0	2.8	4.2	2.6
	23	15	2.5	2.2	2.9	2.5	3.4	2.7	3.6	2.8	3.7	2.8	4.0	2.8	4.2	2.6
	25	16	2.5	2.2	2.9	2.5	3.4	2.7	3.6	2.8	3.7	2.8	4.0	2.8	4.2	2.6
	27	18	2.5	2.2	2.9	2.5	3.4	2.7	3.6	2.8	3.7	2.8	4.0	2.8	4.2	2.6
	29	19	2.5	2.2	2.9	2.5	3.4	2.7	3.6	2.8	3.7	2.8	4.0	2.8	4.2	2.6
	31	22	2.5	2.2	2.9	2.5	3.4	2.7	3.6	2.8	3.7	2.8	4.0	2.8	4.2	2.6
	35	24	2.5	2.2	2.9	2.5	3.4	2.7	3.6	2.8	3.7	2.8	4.0	2.8	4.2	2.6
	37	26	2.5	2.2	2.9	2.5	3.4	2.7	3.6	2.8	3.7	2.8	3.9	2.7	4.2	2.6
	39	28	2.5	2.2	2.9	2.5	3.4	2.7	3.6	2.8	3.7	2.8	3.9	2.7	4.1	2.5
1000	10	4	4.9	4.3	5.8	5.0	6.7	5.2	7.1	5.4	7.4	5.6	8.0	5.7	8.5	5.4
	12	5.5	4.9	4.3	5.8	5.0	6.7	5.2	7.1	5.4	7.4	5.6	7.9	5.6	8.5	5.4
	14	7	4.9	4.3	5.8	5.0	6.7	5.2	7.1	5.4	7.4	5.6	7.9	5.6	8.5	5.4
	16	8.5	4.9	4.3	5.8	5.0	6.7	5.2	7.1	5.4	7.4	5.6	7.9	5.6	8.4	5.3
	18	10.5	4.9	4.3	5.8	5.0	6.7	5.2	7.1	5.4	7.4	5.6	7.9	5.6	8.4	5.3
	20	12	4.9	4.3	5.8	5.0	6.7	5.2	7.1	5.4	7.4	5.6	7.9	5.6	8.4	5.3
	21	14	4.9	4.3	5.8	5.0	6.7	5.2	7.1	5.4	7.4	5.6	7.9	5.6	8.4	5.3
	23	15	4.9	4.3	5.8	5.0	6.7	5.2	7.1	5.4	7.4	5.6	7.9	5.6	8.4	5.3
	25	16	4.9	4.3	5.8	5.0	6.7	5.2	7.1	5.4	7.4	5.6	7.9	5.6	8.4	5.3
	27	18	4.9	4.3	5.8	5.0	6.7	5.2	7.1	5.4	7.4	5.6	7.9	5.6	8.4	5.3
	29	19	4.9	4.3	5.8	5.0	6.7	5.2	7.1	5.4	7.4	5.6	7.9	5.6	8.4	5.3
	31	22	4.9	4.3	5.8	5.0	6.7	5.2	7.1	5.4	7.4	5.6	7.9	5.6	8.4	5.3
	35	24	4.9	4.3	5.8	5.0	6.7	5.2	7.1	5.4	7.4	5.6	7.9	5.6	8.4	5.3
	37	26	4.9	4.3	5.8	5.0	6.7	5.2	7.1	5.4	7.3	5.5	7.8	5.5	8.2	5.2
	39	28	4.9	4.3	5.8	5.0	6.7	5.2	7.1	5.4	7.3	5.5	7.7	5.4	8.1	5.1

2) Heating

TC : Total Capacity(kW)

Model	Outdoor temperature (ºC)		Indoor temperature (ºC, DB)				
			16.0	18.0	20.0	22.0	24.0
			TC	TC	TC	TC	TC
	DB	WB	kW	kW	kW	kW	kW
500	-20	-21	-	-	-	-	-
	-17	-18	-	-	-	-	-
	-15	-16	-	-	-	-	-
	-12	-13	-	-	-	-	-
	-10	-11	2.9	2.9	2.9	2.8	2.8
	-7	-8	3.1	3.1	3.0	3.0	2.9
	-5	-6	3.3	3.2	3.2	3.1	3.0
	-3	-4	3.4	3.4	3.3	3.2	3.1
	0	-1	3.6	3.6	3.5	3.4	3.2
	3	2.2	3.8	3.7	3.7	3.5	3.4
	5	4.1	3.9	3.9	3.8	3.6	3.4
	7	6	4.1	4.1	4.0	3.7	3.4
	9	7.9	4.2	4.1	4.0	3.7	3.4
	11	9.8	4.4	4.2	4.0	3.7	3.4
	13	12	4.5	4.2	4.0	3.7	3.4
	15	14	4.6	4.3	4.0	3.7	3.4
1000	-20	-21	-	-	-	-	-
	-17	-18	-	-	-	-	-
	-15	-16	-	-	-	-	-
	-12	-13	-	-	-	-	-
	-10	-11	5.9	5.8	5.7	5.6	5.6
	-7	-8	6.2	6.1	6.0	5.9	5.8
	-5	-6	6.5	6.5	6.4	6.2	6.0
	-3	-4	6.9	6.8	6.7	6.4	6.2
	0	-1	7.2	7.1	7.0	6.7	6.4
	3	2.2	7.6	7.5	7.3	7.1	6.8
	5	4.1	7.9	7.8	7.7	7.2	6.8
	7	6	8.2	8.1	8.0	7.4	6.8
	9	7.9	8.5	8.2	8.0	7.4	6.8
	11	9.8	8.7	8.4	8.0	7.4	6.8
	13	12	9.0	8.5	8.0	7.4	6.8
	15	14	9.2	8.6	8.0	7.4	6.8

1-3. Dimensional drawing

Unit:mm

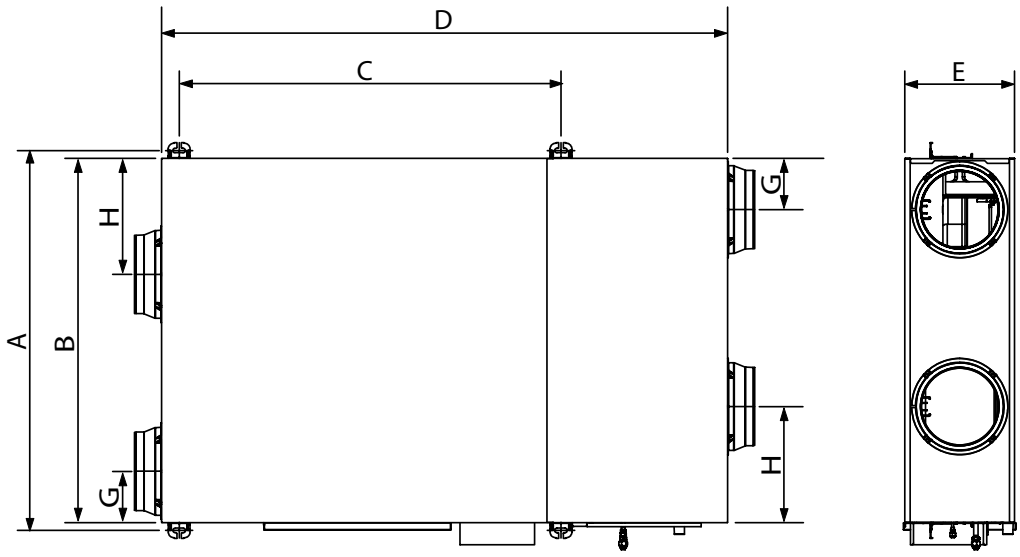

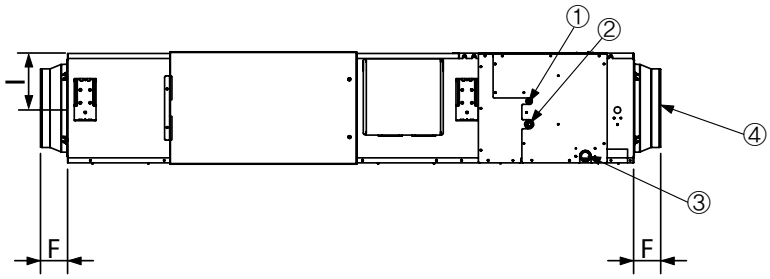

Model	A	B	C	D	E	F	G	H	I
RHF050KHEA	1036	1000	987	1553	270	99	130	253	135
RHF100KHEA	1183	1135	1189	1763	340	84	160	362	170

No.	Name		Description	
			500CMH	1000CMH
①	Liquid pipe connection		Ø6.35 (1/4")	
②	Gas pipe connection		Ø12.70 (1/2")	
③	Drain pipe connection		VP25 (OD32, ID25)	
④	Nominal diameter for duct	AM050FNKDEH	Ø200	
		AM100FNKDEH	Ø250	

1-4. Electrical wiring diagram

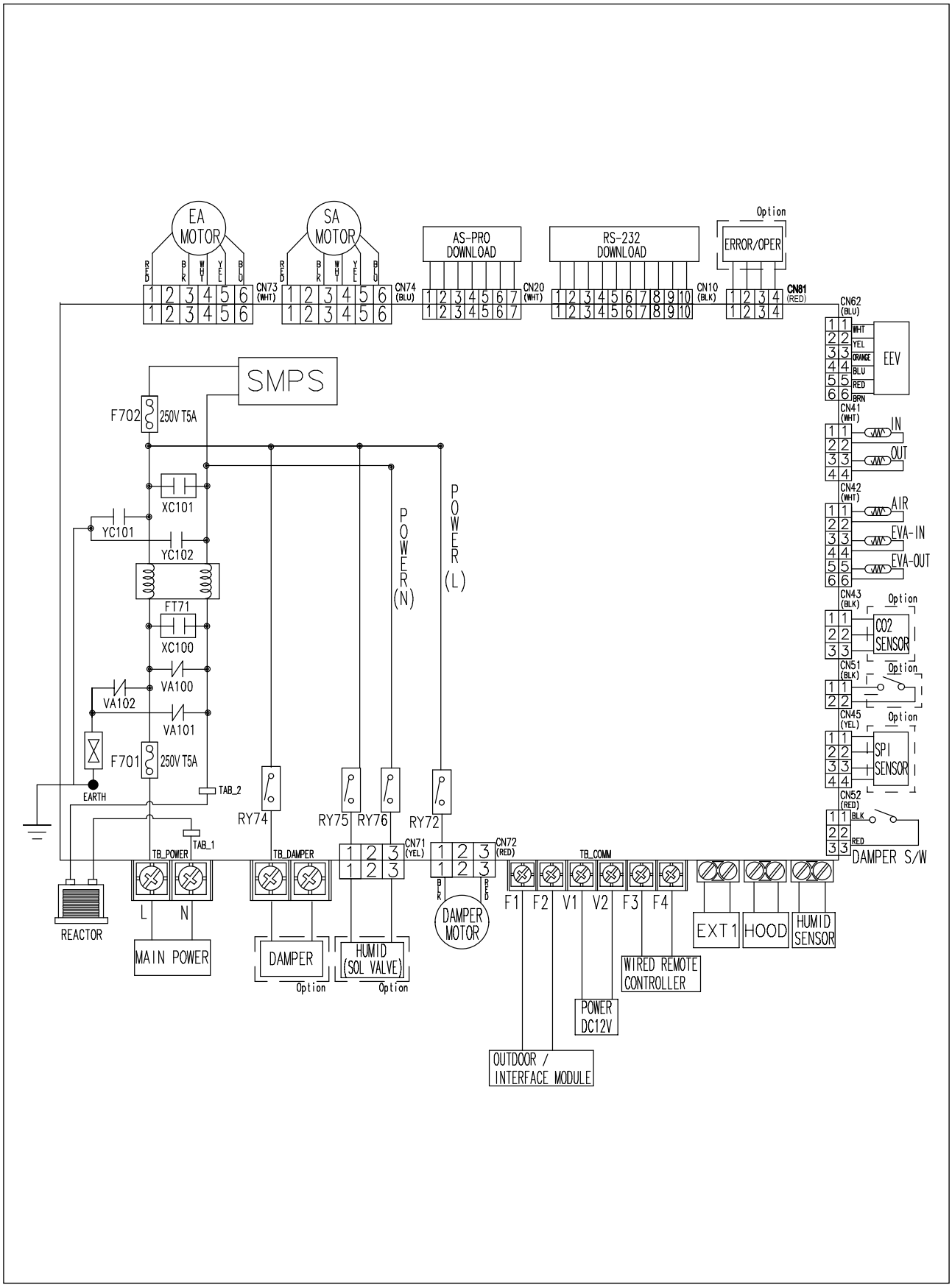

1-5. Sound pressure level

1) Operation sound level

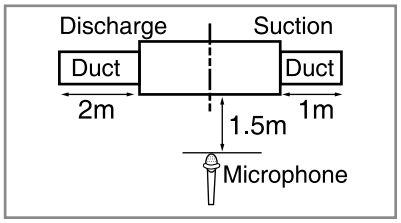

Unit : dB(A)

Model	Turbo	High	Low
AM050FNKDEH✳✳✳	36	32	28
AM100FNKDEH✳✳✳	36	33	31

Note

- These operation values were obtained in an anechoic room. Sound pressure level will vary depending on a range of factors such as the construction of the particular room where the equipment is installed.
- Operation sound level may differ depending on operation and ambient conditions.

2) NC curves

(1) AM050FNKDEH✳✳✳

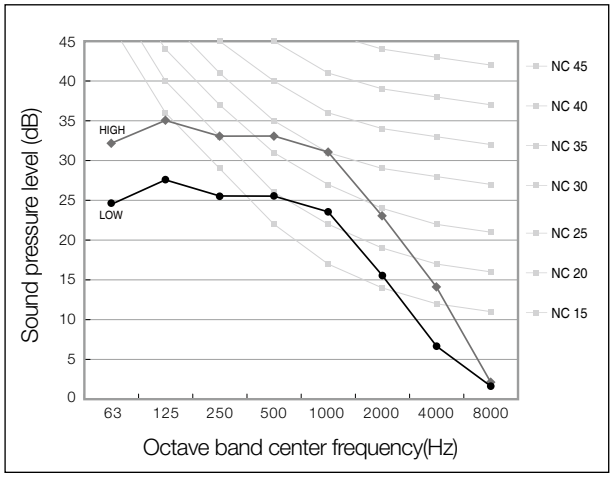

(2) AM100FNKDEH✳✳✳

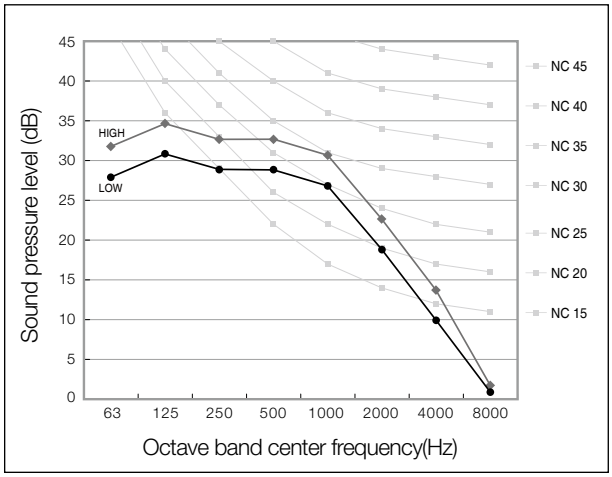

1-6. Recommended operation range

(1) AM050FNKDEH✳✳✳

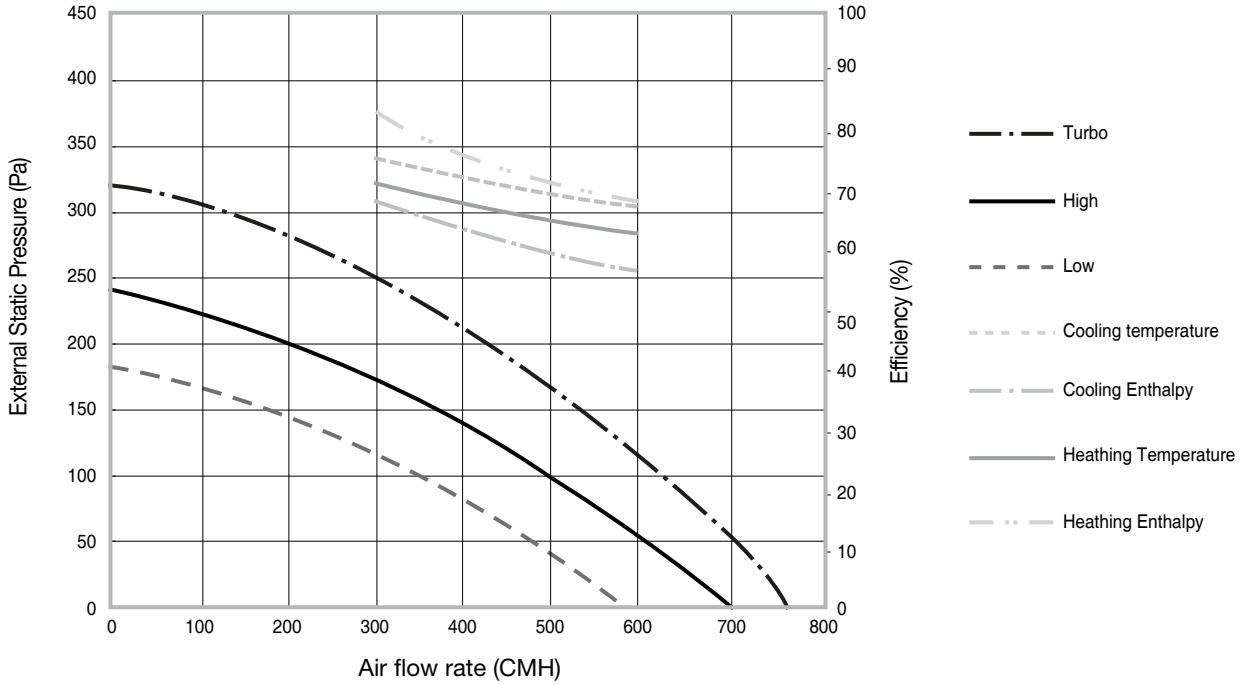

(2) AM100FNKDEH✳✳✳

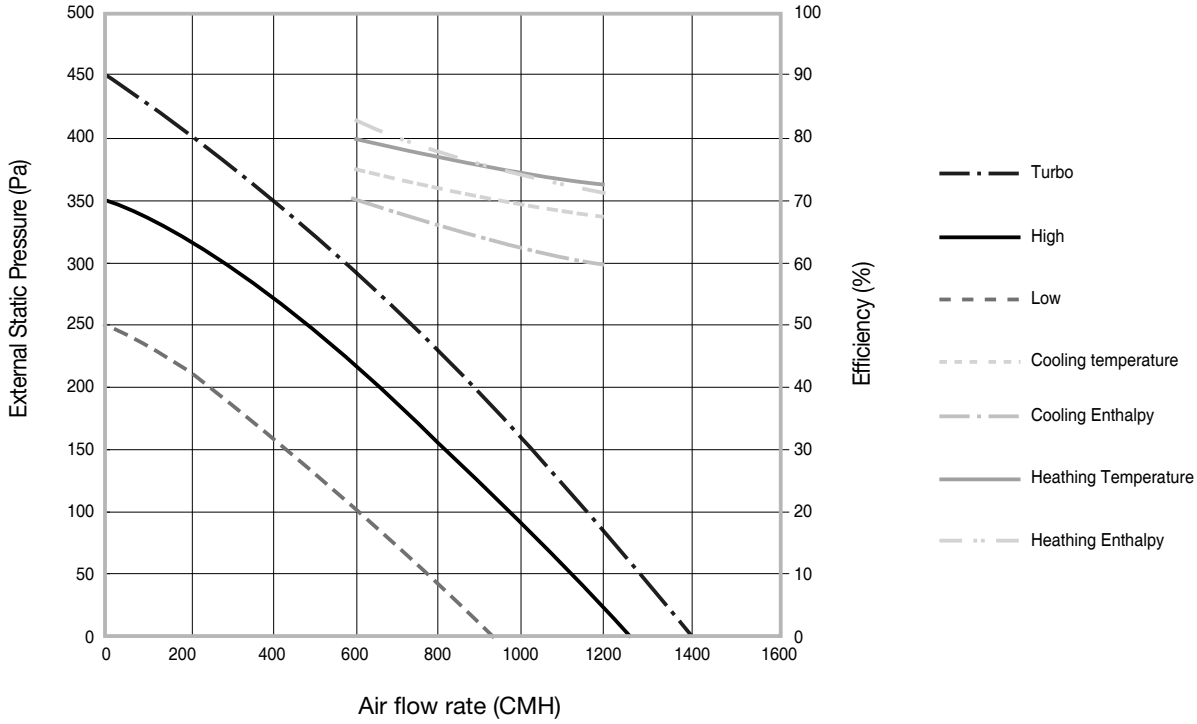

DVM S

IV. Hydro unit

1-1. Technical specifications

Model Name				AM160FNBDEH✳✳✳	AM320FNBDEH✳✳✳	AM500FNBDEH✳✳✳
Power Supply			Ø, #, V, Hz	1, 2, 220~240, 50	1, 2, 220~240, 50	1, 2, 220~240, 50
Performance	Nominal Capacity	Heating*1)	kW	16.0	31.5	50.4
		Cooling*2)	kW	14.0	28.0	44.8
Water Side	Heat Exchanger	Type	-	Brazed Plate	Brazed Plate	Brazed Plate
		Quantity	-	1	1	1
	Required Water Pressure		bar			
	Required Flow Rate (Min~Max)		LPM	48 (24~48)	92 (46~92)	150 (75~150)
	Flow Switch		LPM	20	30	50
	Piping Connections	In/Out	Ø, inch	PT 1 (25A)	PT 1 (25A)	PT 1 1/4 (32A)
Refrigerant Side	Heat Exchanger	Type	-	Brazed Plate	Brazed Plate	Brazed Plate
		Quantity	-	1	1	1
	Piping Connections	Liquid	Ø, mm	9.52	9.52	12.7
			Ø, inch	3/8	3/8	1/2
		Gas	Ø, mm	15.88	22.23	28.58
			Ø, inch	5/8	7/8	1 1/8
Hydro Unit Parts	Water Pump	Flow Rate	kg/min	-	-	-
		E.S.P	kPa	-	-	-
	Electric Heater	Input Power	W	-	-	-
	Expansion Vessel	Volume	Liter	-	-	-
	Pressure Relief Valve	Relief Pressure	bar	-	-	-
	Air Purge Valve	Size	Ø, inch	-	-	-
	Service Valve	Size	Ø, inch	-	-	-
Sound	Sound Pressure*3)	Heating	dB(A)	26	27	30
		Cooling	dB(A)	27	28	31
	Sound Power		dB(A)	-	-	-
External Dimension	Weight	Net	kg	29	33	40
		Gross	kg	31	35	42
	Dimensions (WxHxD)	Net	mm	518 x 627 x 330	518 x 627 x 330	518 x 627 x 330
		Gross	mm	652 x 700 x 426	652 x 700 x 426	652 x 700 x 426
Compressor	Type		-	-	-	-
	Model		-	-	-	-
	Oil	Type	-	-	-	-
	Refrigerant	Type	-	-	-	-
		Factory Charging	g	-	-	-
Electric Specification	MCA		A	-	-	-
	MFA		A	-	-	-
Operating Range	Ambient	Heating	°C	-20~24	-20~24	-20~24
		Cooling	°C	-5~48	-5~48	-5~48
		DHW	°C	-20~24	-20~24	-20~24
	Leaving Water	Heating	°C	20~50	20~50	20~50
		Cooling	°C	5~30	5~30	5~30

* Specifications may be subject to change without prior notice for product improvement.

*1) Nominal heating capacities are based on;
- Water inlet/outlet temperature : 30°C / 35°C
- Outdoor temperature : 7°C DB, 6°C WB

*2) Nominal cooling capacities are based on;
- Water inlet/outlet temperature : 23°C / 18°C
- Outdoor temperature : 35°C DB

*3) Sound pressure was acquired in an anechoic room. Thus actual noise level may be different depending on the installation conditions.

2 Capacity tables

2-1. Cooling

Capacity (kW)	Outdoor temperature (°C)	Water inlet temperature (°C)				
	DB	10	15	20	25	30
14.0	-5	11.2	12.6	14.5	15.8	16.6
	-3	11.2	12.6	14.5	15.8	16.6
	-1	11.2	12.6	14.5	15.8	16.6
	0	11.2	12.6	14.5	15.8	16.6
	2	11.2	12.6	14.5	15.8	16.6
	4	11.2	12.6	14.5	15.8	16.6
	6	11.2	12.6	14.5	15.8	16.6
	8	11.2	12.6	14.5	15.8	16.6
	10	11.2	12.6	14.5	15.8	16.6
	12	11.2	12.6	14.5	15.8	16.6
	14	11.2	12.6	14.5	15.8	16.6
	16	11.2	12.6	14.5	15.8	16.6
	18	11.2	12.6	14.5	15.8	16.6
	20	11.2	12.6	14.5	15.8	16.6
	22	11.2	12.6	14.5	15.8	16.4
	24	11.2	12.6	14.3	15.6	16.2
	26	11.2	12.4	14.1	15.4	16.0
	28	10.8	12.2	14.0	15.1	15.8
	30	10.4	12.0	13.8	14.9	15.6
	32	10.1	11.8	13.6	14.7	15.5
	34	9.7	11.6	13.4	14.5	15.3
	36	9.3	11.4	13.3	14.3	15.1
	38	8.9	11.2	13.1	14.1	14.9
	40	8.6	11.0	13.0	13.8	14.7
28.0	-5	22.4	28.0	30.9	34.0	35.3
	-3	22.4	28.0	30.9	34.0	35.3
	-1	22.4	28.0	30.9	34.0	35.3
	0	22.4	28.0	30.9	34.0	35.3
	2	22.4	28.0	30.9	34.0	35.3
	4	22.4	28.0	30.9	34.0	35.3
	6	22.4	28.0	30.9	34.0	35.3
	8	22.4	28.0	30.9	34.0	35.3
	10	22.4	28.0	30.9	34.0	35.3
	12	22.4	28.0	30.9	34.0	35.3
	14	22.4	28.0	30.9	34.0	35.3
	16	22.4	28.0	30.9	34.0	35.3
	18	22.4	28.0	30.9	34.0	35.3
	20	22.4	28.0	30.9	34.0	35.3
	22	22.4	28.0	30.9	34.0	34.7
	24	22.4	28.0	30.3	33.2	34.0
	26	22.4	27.2	29.7	32.4	33.3
	28	21.6	26.5	29.0	31.5	32.5
	30	20.9	25.7	28.4	30.7	31.8
	32	20.1	24.9	27.8	29.9	31.1
	34	19.4	24.2	27.2	29.1	30.4
	36	18.6	23.4	26.6	28.3	29.7
	38	17.9	22.7	26.0	27.4	28.9
	40	17.2	21.9	25.4	26.5	28.2
44.8	-5	35.8	40.3	46.3	50.5	53.1
	-3	35.8	40.3	46.3	50.5	53.1
	-1	35.8	40.3	46.3	50.5	53.1
	0	35.8	40.3	46.3	50.5	53.1
	2	35.8	40.3	46.3	50.5	53.1
	4	35.8	40.3	46.3	50.5	53.1
	6	35.8	40.3	46.3	50.5	53.1
	8	35.8	40.3	46.3	50.5	53.1
	10	35.8	40.3	46.3	50.5	53.1
	12	35.8	40.3	46.3	50.5	53.1
	14	35.8	40.3	46.3	50.5	53.1
	16	35.8	40.3	46.3	50.5	53.1
	18	35.8	40.3	46.3	50.5	53.1
	20	35.8	40.3	46.3	50.5	53.1
	22	35.8	40.3	46.3	50.5	52.4
	24	35.8	40.3	45.8	49.8	51.8
	26	35.8	39.7	45.3	49.2	51.3
	28	34.6	39.0	44.7	48.5	50.7
	30	33.4	38.4	44.2	47.8	50.1
	32	32.2	37.7	43.7	47.1	49.5
	34	31.0	37.1	43.1	46.4	48.9
	36	29.8	36.4	42.6	45.7	48.3
	38	28.6	35.8	42.0	45.0	47.7
	40	27.4	35.1	41.4	44.3	47.1

2-2. Heating

Capacity (kW)	Outdoor temperature (°C)		Water inlet temperature (°C)			
	DB	WB	20	30	40	45
16.0	-20.0	-20.2	12.4	11.7	7.2	4.7
	-18.4	-18.6	12.7	12.0	7.8	5.5
	-16.7	-17.0	13.0	12.2	8.3	6.1
	-15.0	-15.3	13.4	12.5	8.9	6.8
	-13.4	-13.8	13.7	12.8	9.4	7.4
	-11.7	-12.1	14.0	13.0	10.0	8.0
	-10.0	-10.5	14.3	13.3	10.6	8.6
	-8.4	-8.9	14.6	13.6	11.1	9.2
	-6.7	-7.3	15.0	13.9	11.7	9.6
	-5.0	-5.6	15.3	14.1	12.3	9.6
	-3.4	-4.1	15.6	14.4	12.8	9.6
	-1.7	-2.4	15.9	14.7	12.8	9.6
	0.0	-0.7	16.3	14.9	12.8	9.6
	1.6	0.8	16.6	15.2	12.8	9.6
	3.3	2.5	16.9	15.5	12.8	9.6
	5.0	4.1	17.2	15.7	12.8	9.6
	6.6	5.7	17.5	16.0	12.8	9.6
	7.0	6.0	17.6	16.0	12.8	9.6
	8.3	7.3	17.6	16.0	12.8	9.6
	10.0	8.9	17.6	16.0	12.8	9.6
	11.6	10.4	17.6	16.0	12.8	9.6
	13.3	12.1	17.6	16.0	12.8	9.6
	15.0	13.7	17.6	16.0	12.8	9.6
31.5	-20.0	-20.2	24.4	23.1	14.2	7.9
	-18.4	-18.6	25.4	23.9	15.5	9.2
	-16.7	-17.0	26.5	24.9	17.0	10.6
	-15.0	-15.3	27.5	25.8	18.4	12.0
	-13.4	-13.8	28.5	26.7	19.8	13.3
	-11.7	-12.1	29.5	27.7	21.3	14.8
	-10.0	-10.5	30.5	28.6	22.7	16.2
	-8.4	-8.9	31.5	29.5	24.1	17.5
	-6.7	-7.3	32.6	30.4	25.5	18.9
	-5.0	-5.6	33.6	31.4	27.0	18.9
	-3.4	-4.1	33.8	31.5	28.4	18.9
	-1.7	-2.4	33.8	31.5	28.4	18.9
	0.0	-0.7	33.8	31.5	28.4	18.9
	1.6	0.8	33.8	31.5	28.4	18.9
	3.3	2.5	33.9	31.5	28.4	18.9
	5.0	4.1	33.9	31.5	28.4	18.9
	6.6	5.7	33.9	31.5	28.4	18.9
	7.0	6.0	34.1	31.5	28.4	18.9
	8.3	7.3	34.1	31.5	28.4	18.9
	10.0	8.9	34.1	31.5	28.4	18.9
	11.6	10.4	34.1	31.5	28.4	18.9
	13.3	12.1	34.1	31.5	28.4	18.9
	15.0	13.7	34.1	31.5	28.4	18.9
50.4	-20.0	-20.2	39.1	36.9	22.7	15.2
	-18.4	-18.6	40.1	37.7	24.5	17.2
	-16.7	-17.0	41.1	38.6	26.3	19.2
	-15.0	-15.3	42.1	39.4	28.1	21.3
	-13.4	-13.8	43.1	40.2	29.7	23.2
	-11.7	-12.1	44.1	41.1	31.5	25.2
	-10.0	-10.5	45.2	42.0	33.3	27.2
	-8.4	-8.9	46.1	42.8	35.0	29.1
	-6.7	-7.3	47.1	43.6	36.8	30.2
	-5.0	-5.6	48.2	44.5	38.6	30.2
	-3.4	-4.1	49.1	45.3	40.3	30.2
	-1.7	-2.4	50.2	46.2	40.3	30.2
	0.0	-0.7	51.2	47.1	40.3	30.2
	1.6	0.8	52.2	47.9	40.3	30.2
	3.3	2.5	53.2	48.7	40.3	30.2
	5.0	4.1	54.2	49.6	40.3	30.2
	6.6	5.7	55.2	50.4	40.3	30.2
	7.0	6.0	55.4	50.4	40.3	30.2
	8.3	7.3	55.4	50.4	40.3	30.2
	10.0	8.9	55.4	50.4	40.3	30.2
	11.6	10.4	55.4	50.4	40.3	30.2
	13.3	12.1	55.4	50.4	40.3	30.2
	15.0	13.7	55.4	50.4	40.3	30.2

3 Capacity & Power input correction

3-1. By water flow rate

1) AM160FNBDEH✳✳✳

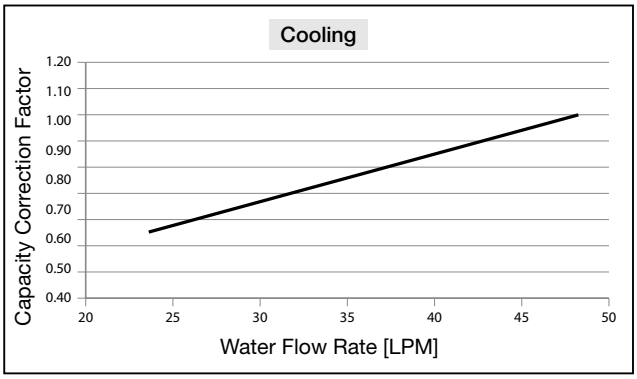

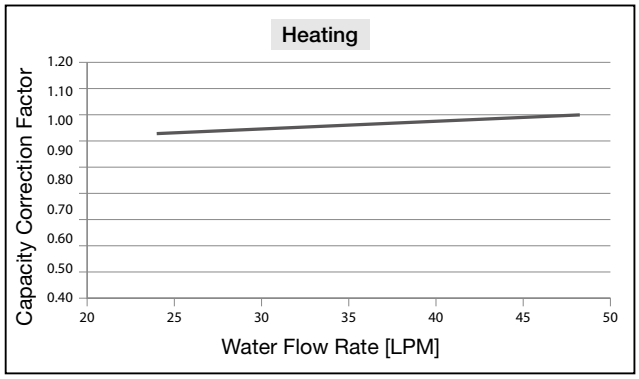

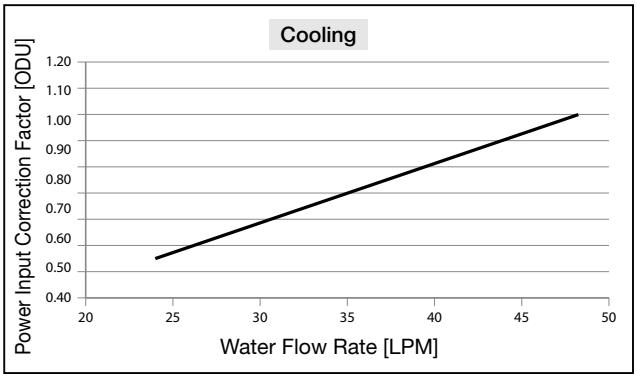

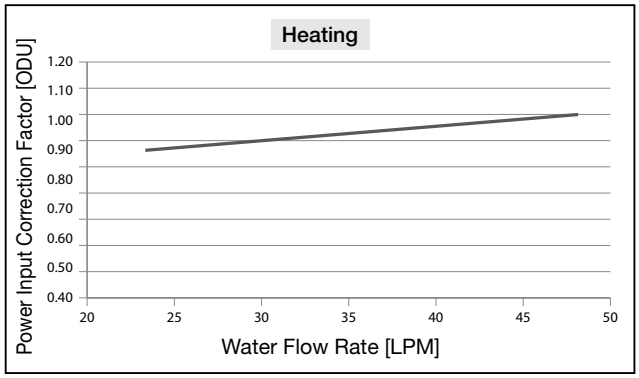

2) AM320FNBDEH✳✳✳

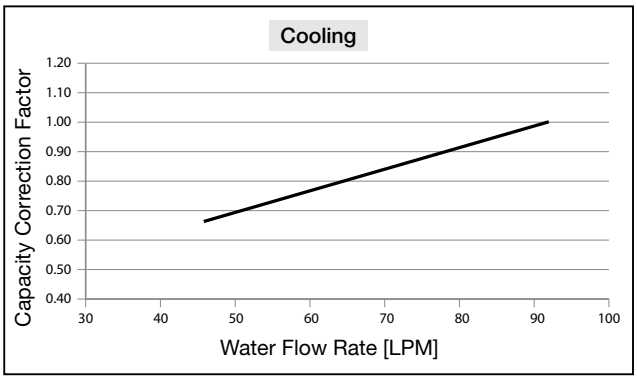

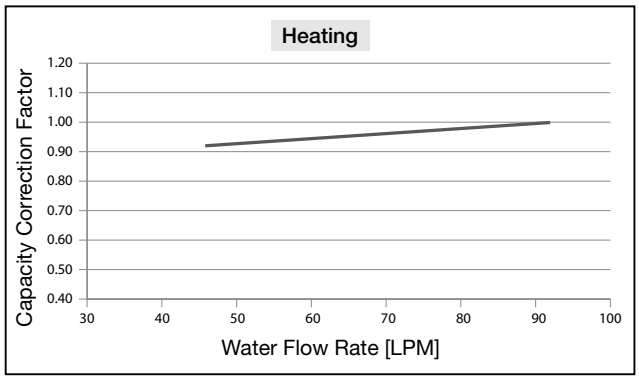

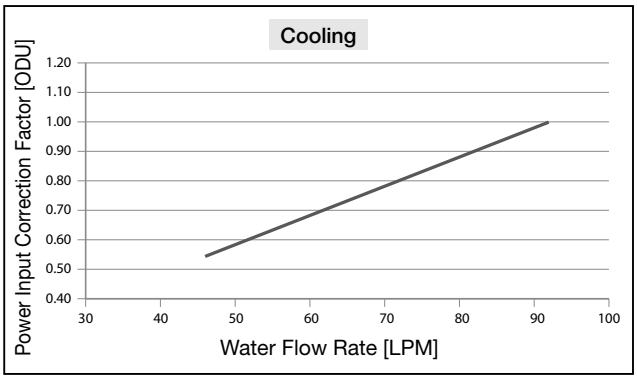

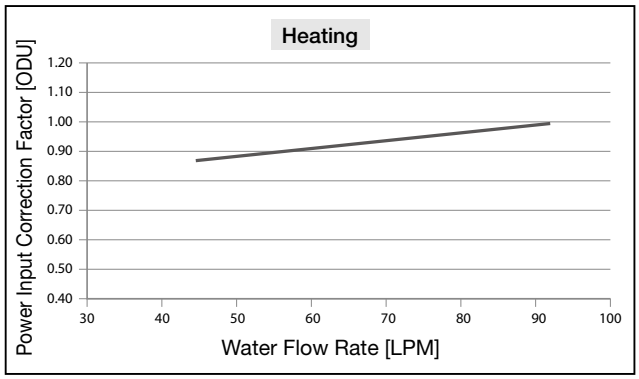

3 Capacity by each water flow rate

3-1. By water flow rate

3) AM500FNBDEH✳✳✳

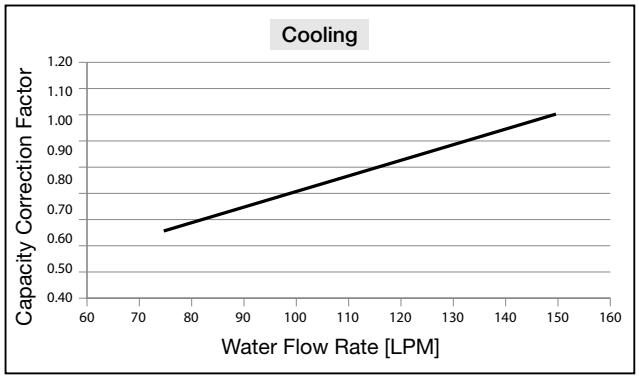

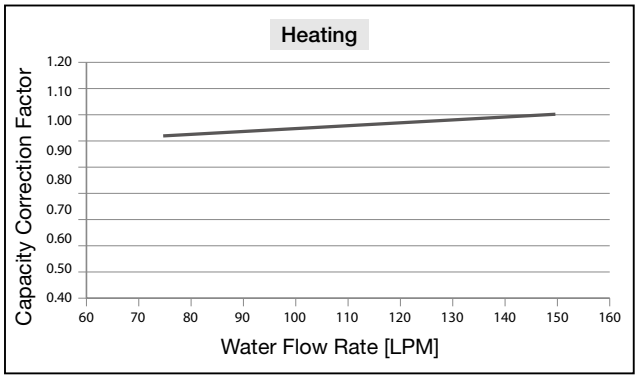

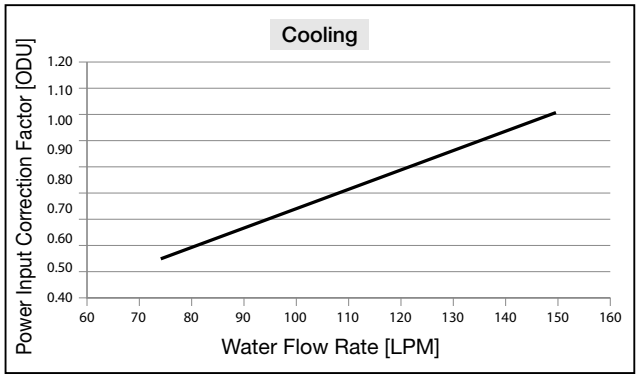

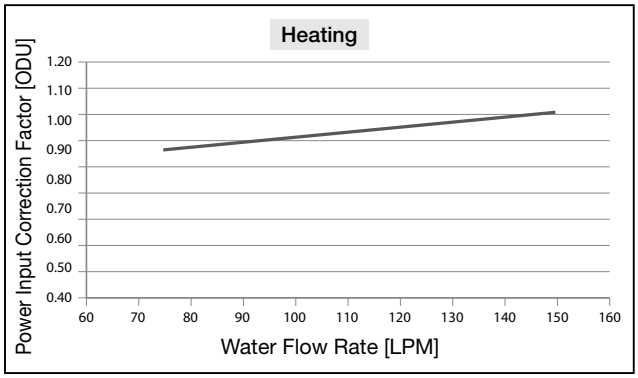

◆ Flow rate by △T

Flow Rate [LPM]	5HP	10HP	16HP
△T=10°C	24.0	46.0	75.0
△T=5°C	48.0	92.0	150.0

❊ Minimum flow rate of the Hydro unit is 50% of rated flow rate.

3-2. By outdoor air temperature

1) Cooling

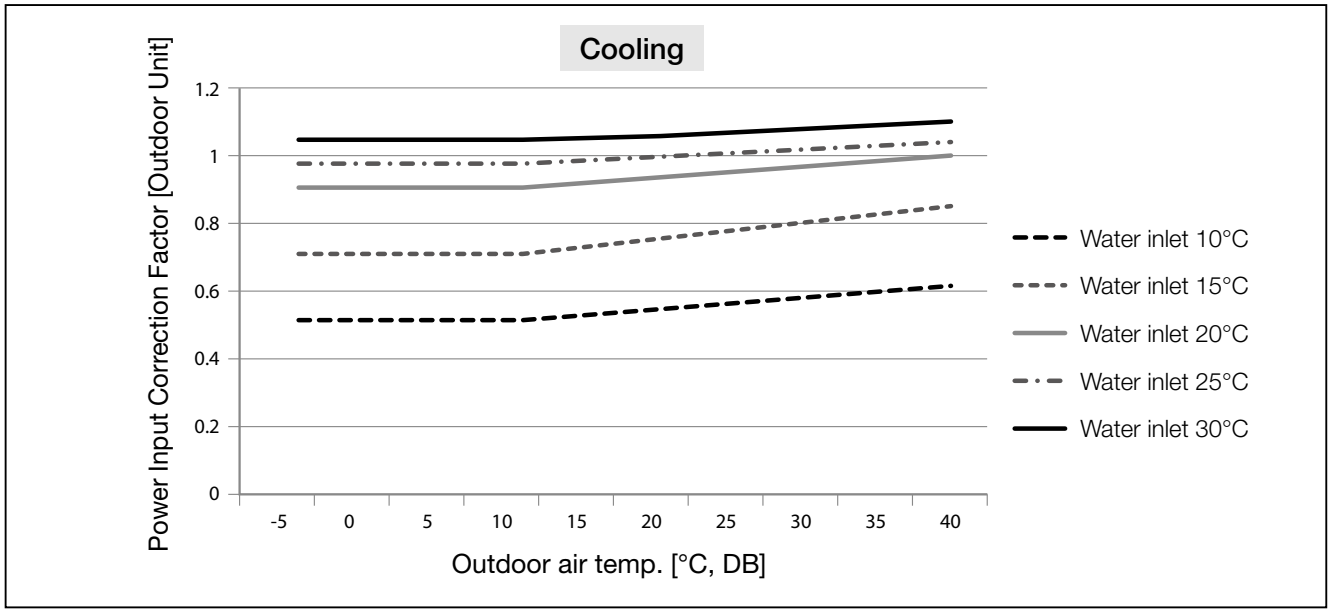

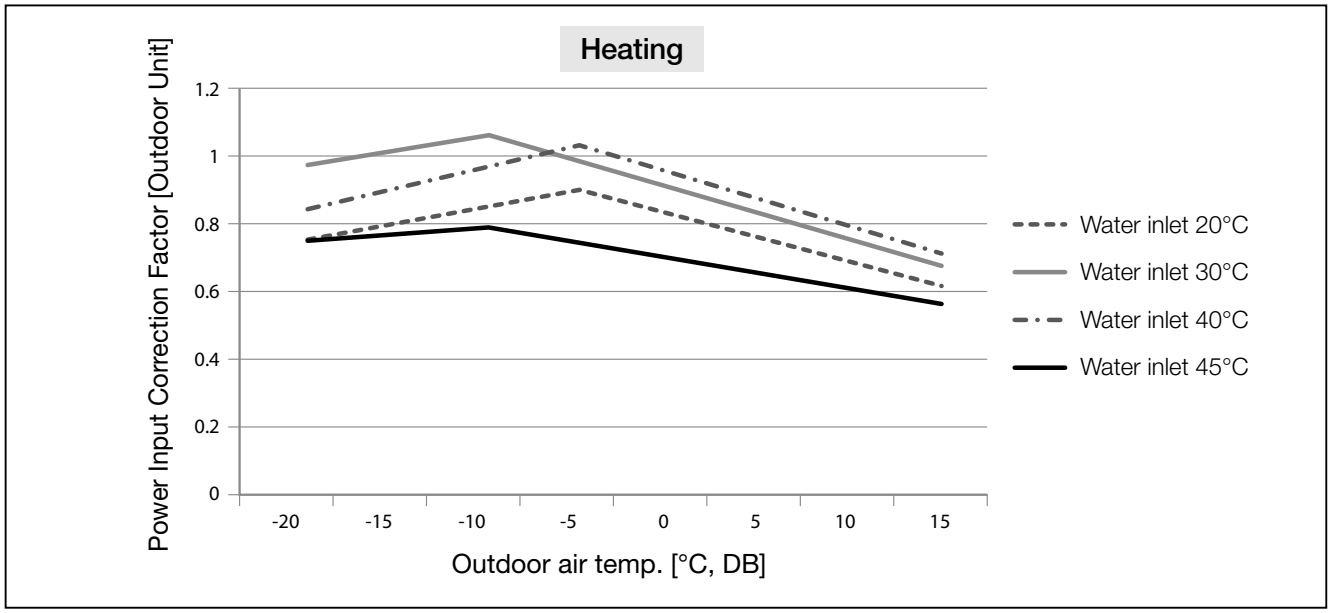

4 Operation range

4-1. Heating

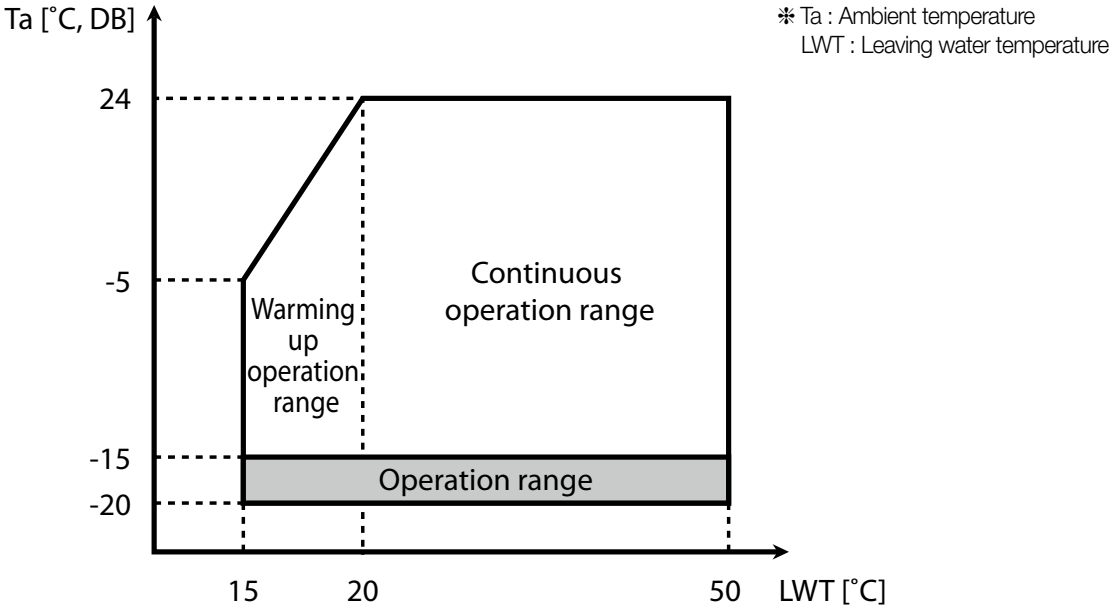

4-2. Cooling

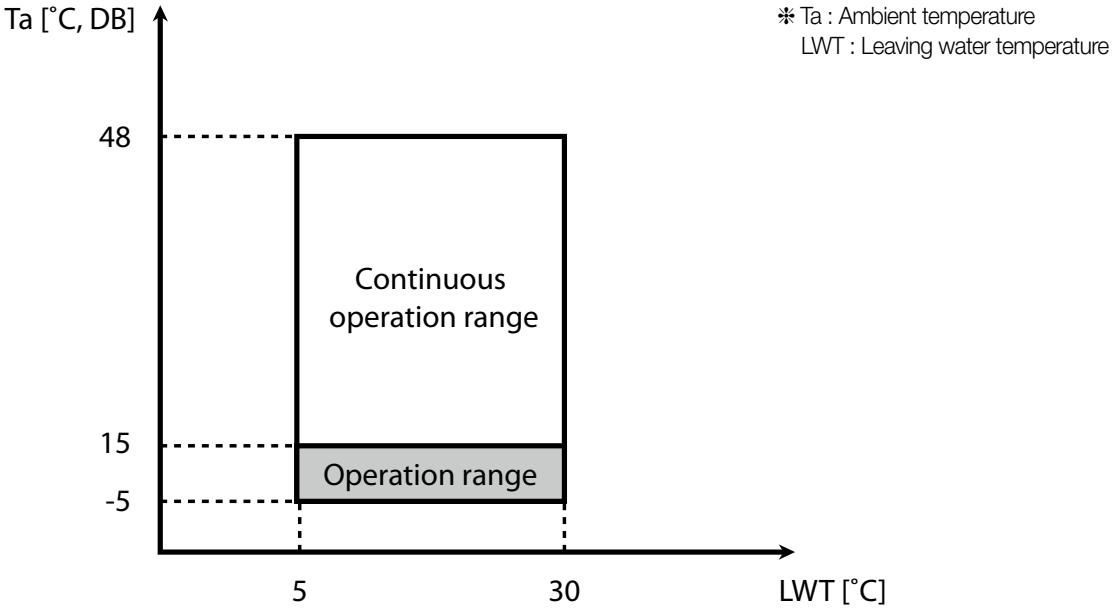

Cycle Diagram

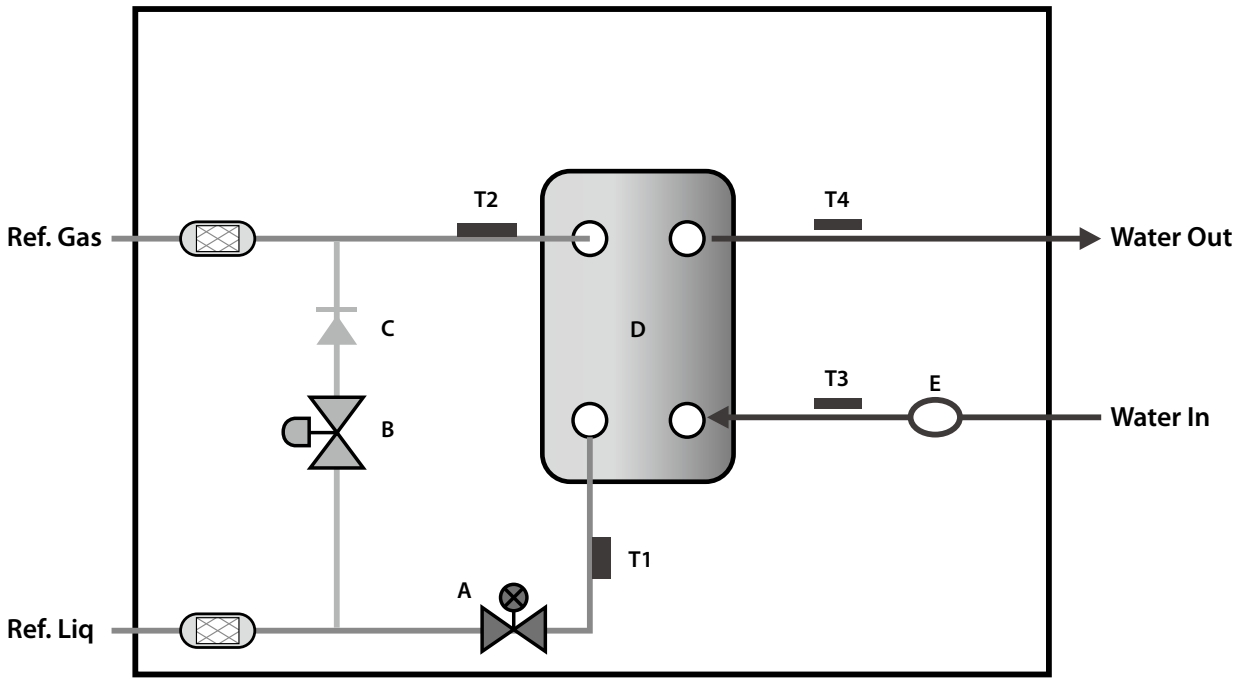

Symbol	Name
A	EEV
B	Bypass Valve for Defrost
C	Check Valve
D	Heat Exchanger
E	Flow Switch
T1	Eva. Inlet Temp. Sensor
T2	Eva. Outlet Temp. Sensor
T3	Water Inlet Temp. Sensor
T4	Water Outlet Temp. Sensor

6 Dimensional drawing

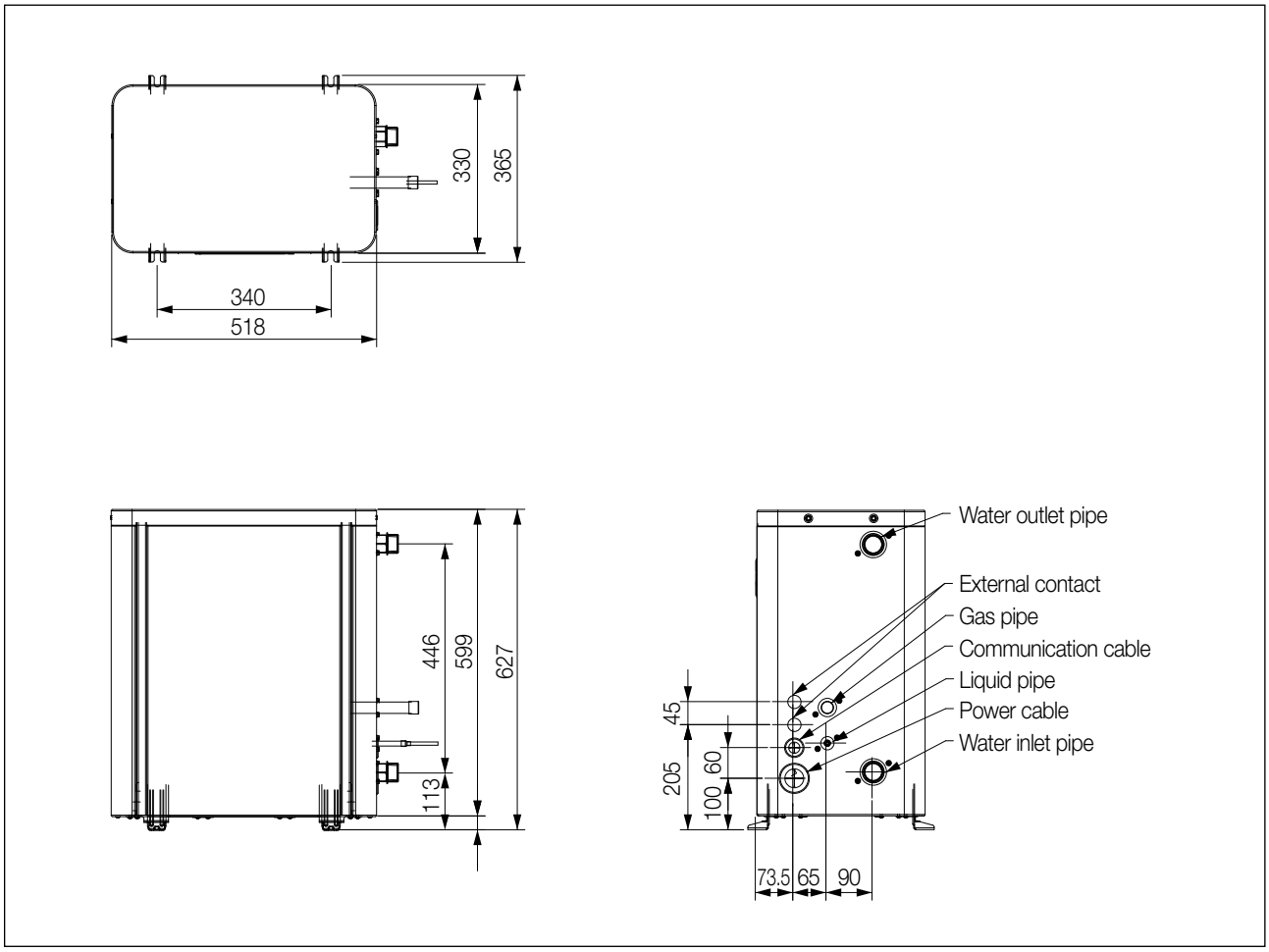

Model name of DVM Hydro unit		AM160FNBDEH✳✳✳	AM320FNBDEH✳✳✳	AM500FNBDEH✳✳✳
Refrigerant side	Liquid pipe	3/8" (ø9.52)	3/8" (ø9.52)	1/2" (ø12.7)
	Gas pipe	5/8" (ø15.88)	7/8" (ø22.23)	1-1/8" (ø28.58)
Water side	Water inlet/outlet pipe	PT 1 (25 A)	PT 1 (25 A)	PT 1-1/4 (32 A)

7 Electrical wiring diagram

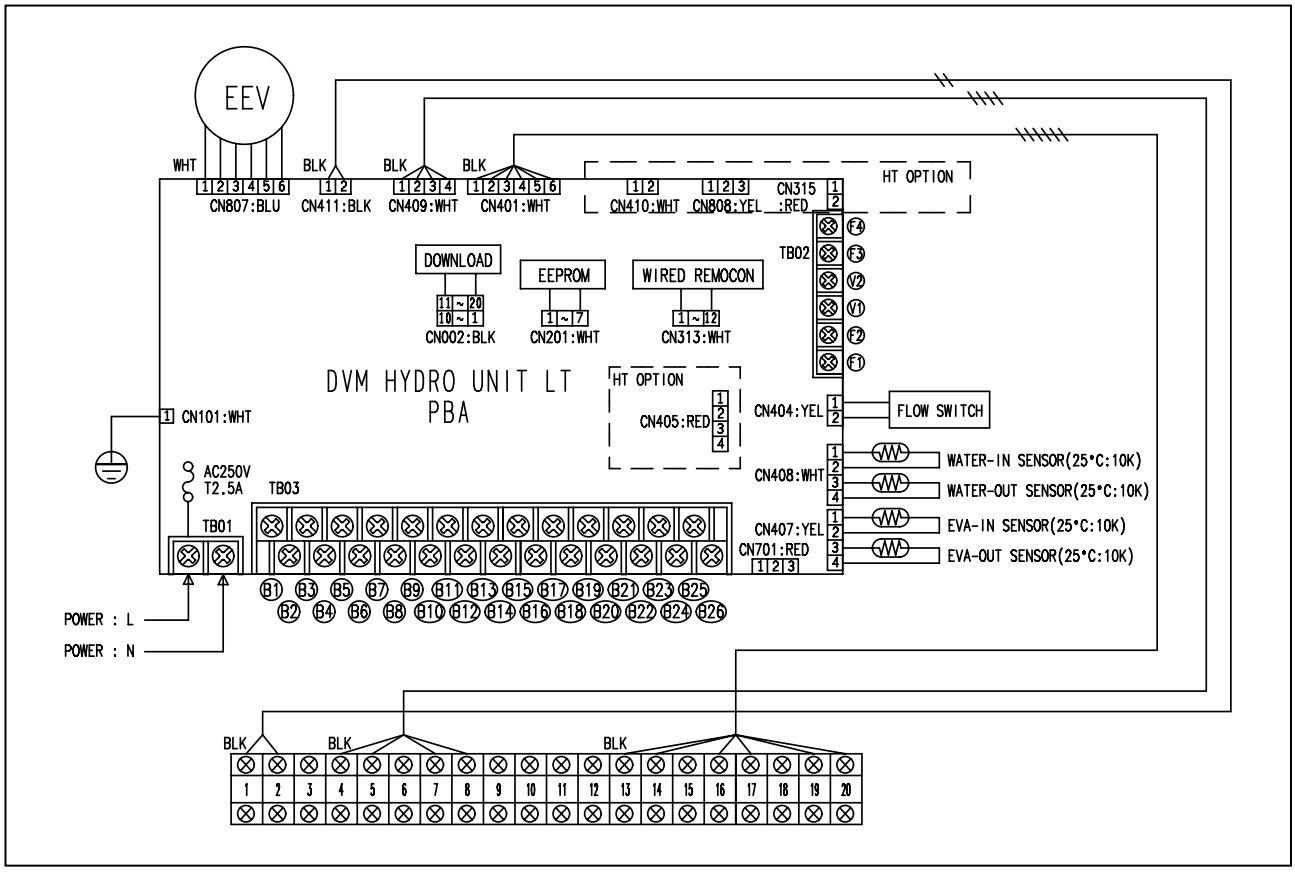

Terminal No.	External contact	Operation status/inspection checklist	Remarks
B1 - B2	Operation check	Check on/off status for operation lamp of the control panel on the site	Optional
B3 - B4	Alarm	Check on/off status for alarm lamp of the panel on the site	Optional
B5 - B6	Main pump	Check the status of the pump operation signal and on/off status of operation at the control panel on the site	Mandatory
B7 - B8	Heater	Check the status of the heater operation signal output at the control panel on the site	Optional
B9 - B10 - B11	3Way 1 V/V	Check the status of signal output and on/off status of valve operation (Direction switch of the indoor hot water tank)	Optional
B12 - B13 - B14	3Way 2 V/V	Check the status of signal output and on/off status of valve operation (Inter locked with solar energy pump signal)	Optional
B15 - B16 - B17	2Way V/V	Check the status of signal output or operation status of the valve	Optional
B19 - B20	AC 230, Thermostat 1	Check the connection status of the thermostat and operation status of the product (cooling)	Optional
B21 - B22	AC 230, Thermostat 2	Check the connection status of the thermostat and operation status of the product (heating)	Optional
B23 - B24	AC 24, Thermostat 1	Check the connection status of the thermostat and operation status of the product (cooling)	Optional
B25 - B26	AC 24, Thermostat 2	Check the connection status of the thermostat and operation status of the product (heating)	Optional
1 - 2	Roon temp	Check the temperature display on the wired remote controller after separately installing the indoor temperature sensor (Refer to option setting of the wired remote controller)	Optional
7 - 8	Water tank temp	Check the temperature display on the wired remote controller after installing the the 4~20mA temperature sensor (0℃: 4mA, 100℃: 20mA)	Mandatory (hot water supply)
13 - 14	Solar pump	Check the solar pump contact signal input and status of the operation	Optional
16 - 17	EXT. Control	Check the contact signal input and status of the operation	Optional
19 - 20	Smart Grid	Check the Smart Grid contact input and the signal	Optional

8 Sound pressure level

8-1. Operation sound level

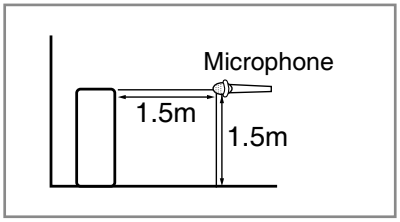

Unit : dB(A)

Model	Cooling	Heating
AM160FNBDEH✳✳✳	27	26
AM320FNBDEH✳✳✳	28	27
AM500FNBDEH✳✳✳	30	31

Note

- These operation values were obtained in an anechoic room. Sound pressure level will vary depending on a range of factors such as the construction of the particular room where the equipment is installed.
- Operation sound level may differ depending on operation and ambient conditions.

8-2. NC curves

1) AM160FNBDEH✳✳✳

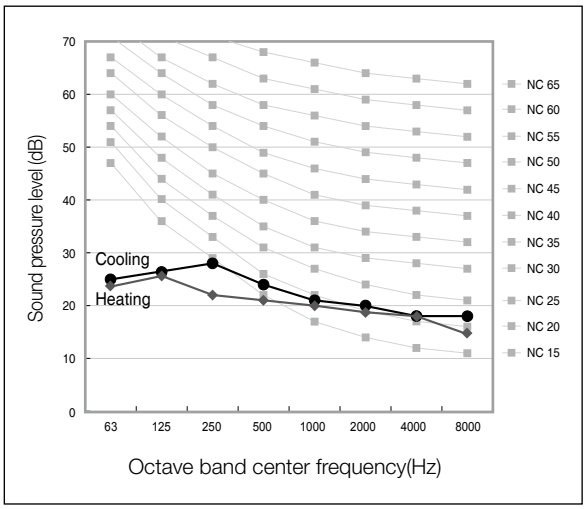

2) AM320FNBDEH✳✳✳

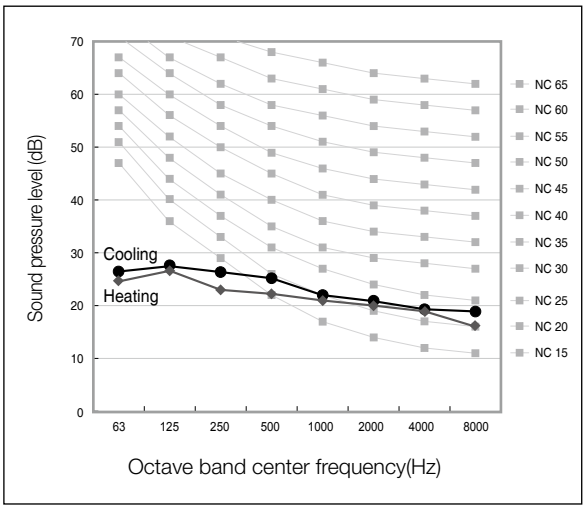

3) AM500FNBDEH✳✳✳

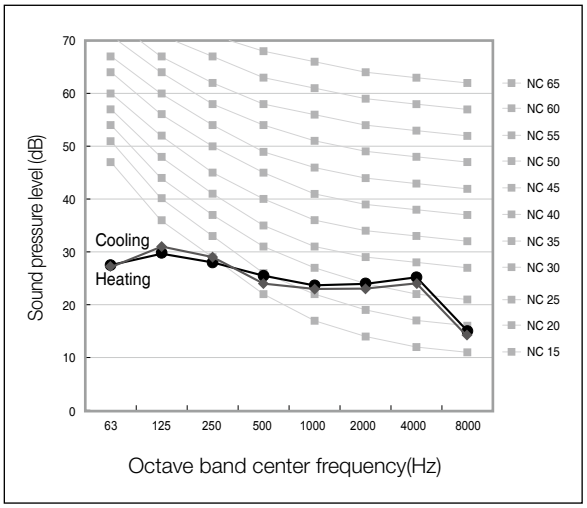

9 Hydraulic performance

9-1. AM160FNBDEH✳✳✳

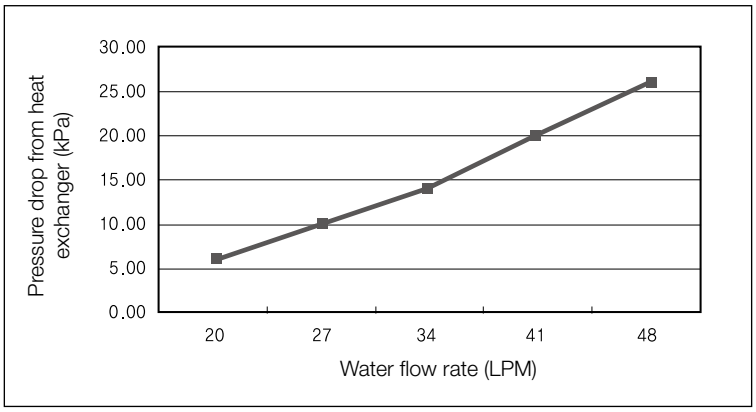

9-2. AM320FNBDEH✳✳✳

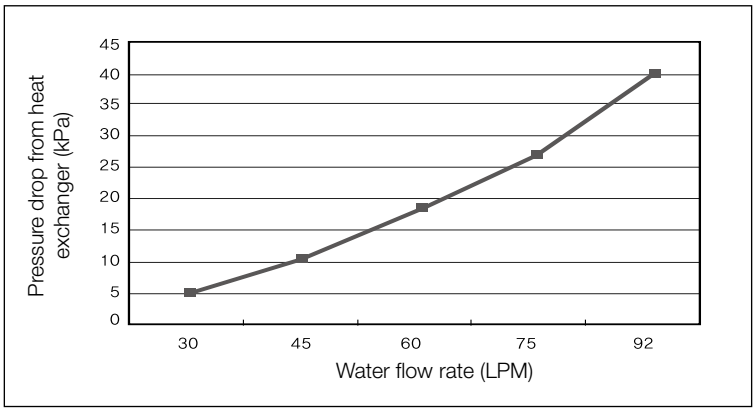

9-3. AM500FNBDEH✳✳✳

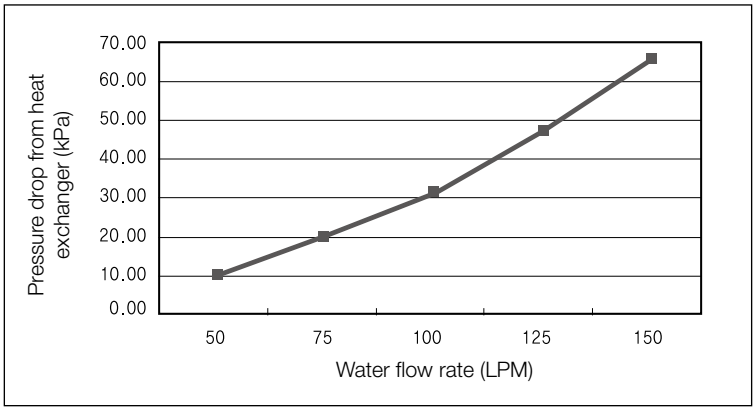

DVM Technical Data Book

DVM

SAMSUNG

2013. 01
DBEU-13012H(1)

Samsung Electronics Co., LTD.
Airconditioner Marketing Group/SE

Head Office (Suwon Korea) 416, Maetan-3Dong, Yeongtong-Gu, Suwon City, Gyeonggi-Do, Korea 443-742
TEL : 82-31-200-4549 Website : www.dvmsystem.com Email: airconditioner@samsung.com